

राज्य स्तरीय बैंकर्स समिति, असम STATE LEVEL BANKERS' COMMITTEE, ASSAM



कार्यसूची सह पृष्ठभूमि पत्र
तिमाही बैठक (जून 2023 की)
स्थान : असम एडमिनिस्ट्रेटिव स्टॉफ कालेज
खानापाड़ा, गुवाहाटी

संयोजक
भारतीय स्टेट बैंक
स्थानीय प्रधान कार्यालय
गुवाहाटी - 781 006



AGENDA-CUM-BACKGROUND PAPER
QUARTERLY MEETING FOR JUNE, 2023
VENUE : ASSAM ADMINISTRATIVE STAFF COLLEGE
KHANAPARA, GUWAHATI

CONVENOR
STATE BANK OF INDIA
LOCAL HEAD OFFICE
GUWAHATI - 781 006

Phone : 0361-2237567
E-mail : agmab1.lhoguw@sbi.co.in
Website : <http://slbcne.nic.in> ● <https://onlineslbcne.nic.in>

Abbreviations used in the Booklet

Sl.No.	Abbreviations	Expansion
1	ACAB	Assam Co-op. Apex Bank
2	ACP	Annual Credit Plan
3	AGVB	Assam Gramin Vikash Bank
4	APY	Atal Pension Yojana
5	AXIS	Axis Bank
6	BAND	Bandhan Bank
7	BOB	Bank of Baroda
8	BOI	Bank of India
9	BOM	Bank of Maharashtra
10	CAN	Canara Bank
11	CBI	Central Bank of India
12	CD Ratio	Credit Deposit Ratio
13	CY	Current Year
14	DCC	District Consultative Committee
15	DLRC	District Level Review Committee
16	DRI Scheme	Differential Rate of Interest Scheme
17	ESAF	Evangelical Social Action Forum Microfinance
18	FED	Federal Bank
19	FI	Financial Inclusion
20	FLC	Financial Literacy Camps
21	GSS	Government Sponsored Schemes
22	HDFC	Housing Development and Finance Corporation Bank
23	ICICI	ICICI Bank LTD
24	IDBI	Industrial Development Bank of India.
25	IDFC	Infrastructure Development Finance Company
26	IND	Indian Bank
27	INDUS	IndusInd Bank
28	IOB	Indian Overseas Bank
29	IPPB	India Post Payment Bank
30	JLGS	Joint Liability Group Scheme
31	JSF	Jana Small Finance Bank
32	KBL	Karnataka Bank Limited
33	KCC	Kisan Credit Card
34	KMB	Kotak Mahindra Bank
35	NEDFi	North Eastern Development Finance Corporation Ltd.
36	NESFB	Northeast Small Finance Bank
37	NPS	Non Priority Sector
38	NRLM	National Rural Livelihoods Mission
39	NULM	National Urban Livelihood Mission
40	OPS	Other Priority Sector
41	PMAY	Pradhan Mantri Awas Yojna
42	PMFME	Pradhan Mantri Formalisation of Micro Food Processing Enterprises
43	PMJDY	Pradhan Mantri Jan Dhan Yojana
44	PMJJBY	Pradhan Mantri Jeevan Jyoti Yojana
45	PMMY	Pradhan Mantri Mudra Yojana
46	PMSBY	Pradhan Mantri Suraksha Bhima Yojana
47	PNB	Punjab National Bank
48	PS	Priority Sector
49	PSB	Punjab and Sind Bank
50	RBL	Ratnakar Bank Limited
51	RIDF	Rural Infrastructure Development Fund
52	RSETI	Rural Self Employment Training Institute
53	SBI	State Bank of India
54	SC	Scheduled Caste
55	SHG	Self Help Groups
56	SIB	South Indian Bank
57	SLBC	State Level Bankers' Committee
58	SUI	Stand-up India
59	UCO	UCO Bank
60	UJJ	Ujjivan Small Finance Bank
61	UNI	Union Bank of India
62	USFB	Utkarsh Small Finance Bank
63	YES	Yes Bank

Contents		
Sl No.	Subject	Page Number
1	Basic information on State profile of Assam	1 to 5
2	Banking profile	6
3	Agenda of the SLBC Meeting	7
4	Branch Network	8- 9
5	Business and Credit Deposit Ratio	10-11
6	Segregation of Advances	12
7	ACP Outstanding & NPA- Agri (PS), MSME (PS) & Other Priority Sector (OPS)	13-14
8	ACP Outstanding- Agriculture (Priority Sector)	15-16
9	ACP Outstanding- MSME (Priority Sector)	17-18
10	ACP Outstanding- Other (Priority Sector)	19-20
11	ACP Priority Sector NPA	21-26
12	ACP Annual Target- Priority Sector	27-28
13	ACP Annual Performance - Priority Sector	29-30
14	ACP Annual Disbursement- Agri (Priority Sector)	31-32
15	ACP Annual Disbursement- MSME (Priority Sector)	33-34
16	ACP Annual Disbursement- Other (Priority Sector)	35-36
17	ACP Outstanding- Non Priority Sector (NPS)	37-38
18	ACP Non Priority Sector NPA	39-40
19	ACP Annual Target- Non Priority Sector (NPS)	41
20	ACP Annual Disbursement- Non Priority Sector (NPS)	42-43
21	Investment Credit Under Agriculture	44-47
22	Progress under KCC	48-49
23	Crop Insurance Report	50-51
24	Progress under Financial Inclusion (FI) & KCC	52-53
25	Progress under Self Help Group (SHG) financing	54-55
26	Progress under Joint Liabilities Group Scheme (JLGS) financing	56-57
27	NRLM- Annual Target	58-59
28	Performance under NRLM	60-61
29	NULM- Annual Target	62-64
30	Performance under NULM	65-66
31	Performance under PMMY (MUDRA)	67-70
32	Performance under Stand-up India (SUI)	71-72
33	PMEGP- Annual Target	73-74
34	Performance under PMEGP	75-76
35	PMFME- Annual Target	77
36	Performance under PMFME	78-79
37	Government Sponsored Schemes Status	80-81
38	Performance under Education Loan	82-83
39	Performance under PMAY	84-85
40	Finance to Weaker Section	86-87
41	Finance to SC/ST Communities	88-89
42	Finance to Women	90-91
43	Finance to Minority Communities	92-95
44	Progress under PMJDY	96-97
45	Progress under Suraksha Bima Yojana (PMJJBY, PMSBY & APY)	98-99
46	Progress under AADHAAR authentication	100-101
47	Progress under Digital Transaction	102-103
48	RSETI Status	104-105
49	Financial Literacy Camps (FLC) Status	106
50	DCC-DLRC Meetings Status	107
51	Minutes of the Last SLBC Meeting	108-119

ASSAM STATE PROFILE

Assam, the gateway to North East India, is the largest state in the North–East with a geographical area of 78438 sq.km. The State has 33 districts, 67 Sub-Divisions, 325 blocks. At present, Assam has 26 districts under Normal or General Areas covered under Part IX of the Constitution and 7 districts under the Sixth Schedule viz. (i) Bodoland Territorial Council (BTC) covering Kokrajhar, Chirang, Baksa and Udalguri districts and (ii) Hill Areas covering Karbi Anglong, West Karbi Anglong and Dima Hasao districts. As per Census of India 2011 the population of Assam is 3.12 crores with a density of 398 populations per sq. Km. The rural and urban population is 85.90% and 14.10% respectively. Sex ratio is 958 females over per 1000 male population. Total cropped area as per 2014-15 record 40.76 lakh hectares, out of which Net area sown is 28.09 lakh hectares. Major crop is Paddy and major fruits grown in the State are banana, pineapple, papaya, orange, Assam lemon and jackfruit. Amongst plantation crops, tea commands the most important place in the State.

DISTRICTS OF ASSAM STATE



Source: www.mapsofindia.com

1	Tinsukia	9	Sonitpur	17	Barpeta	25	Hailakandi
2	Dibrugarh	10	Karbi Anglong	18	Bongaigaon	26	Karimganj
3	Jorhat	11	Majuli	19	Goalpara	27	Kamrup Metro
4	Dhemaji	12	Morigaon	20	Kokrajhar	28	Chirang
5	Sibsagar	13	Darrang	21	Dhubri	29	Charaideo
6	Lakhimpur	14	Kamrup	22	Dimahasao	30	Udalguri
7	Golaghat	15	Nalbari	23	Cachar	31	Baksa
8	South Salmara-Mankachar	16	Hojai	24	West Karbi Anglong		

Basic information, Assam

Sl. No.	Items	Ref. Year	Unit	Particulars
1.	Geographical Area	2011 Census	'000 Sq. Km.	78
2.	Population	2011 Census	heads	3,12,05,576
3.	Density	-do-	Persons per Sq. Km.	398
4.	Sex Ratio	-do-	Females per '000 Males	958
5.	Percentage of Urban Population to the total population	-do -	Percentage	14.10
6.	Average Annual Exponential Growth Rate	2001- 2011	Percentage	1.58
7.	Population Below Poverty Line (As per Planning Commission estimates)	2018-19	Percentage	31.98
8.	Literacy rate: (i) Persons (ii) Male (iii) Female	2011 Census	Percentage	72.19 77.85 66.27
9.	Gross State Domestic Product (GSDP) at factor cost: (i) At current prices (ii) At constant (2011-12) prices	2018-19	Rs. in crore -do-	3,15,881 2,34,047
10.	Net State Domestic Product (NSDP) at factor cost (i) At current prices (ii) At constant (2011-12) prices	2018-19	Rs. in crore	2,82,781 2,07,193
11.	Per Capita NSDP (i) At current prices (ii) At constant (2011-12) prices	2018-19	Rupees -do-	82,837 60,695
12.	Index of Agricultural Production (Base: Triennium ending 2007-08=100)	2018-19	-	150.86
13.	Total cropped area	2018-19	Lakh hectare	40.04
14.	Net area sown	-do-	-do-	27.23
15.	Index of Industrial Production (Base: 2004-05=100)	2018-19	-	111.24
16.	Post offices	2018-19	Nos.	4,011
17.	Avg. Population per Bank Branch	2022 (September)	Nos.	10,381
18.	Employment in organized sector	2018	Lakh Person.	11.10
19.	(i) Public Sector	-do-	-do-	4.90
20.	(ii) Private Sector	-do-	-do-	6.20

* Source: DEPARTMENT OF ECONOMICS AND STATISTICS, GOVT. OF ASSAM

Districtwise Population, Sex-ratio, Density etc.

Sl. No.	DISTRICT	Population	Sex Ratio per '000 males	Density per Sq. Km.	Scheduled Caste			Scheduled Tribe		
					Total	Male	Female	Total	Male	Female
1	Kokrajhar	8,87,142	959	269	29,570	15,386	14,184	2,78,665	1,39,579	1,39,086
2	Dhubri	13,94,144	948	923	62,628	32,362	30,266	2,300	1,144	1,156
3	South Salmara-Mankachar	5,55,114	968	835	7,767	3,997	3,770	4,032	2,054	1,978
4	Goalpara	10,08,183	964	553	45,094	22,999	22,095	2,31,570	1,16,013	1,15,557
5	Barpeta	16,93,622	953	742	95,320	49,165	46,155	27,344	13,530	13,814
6	Morigaon	9,57,423	967	617	1,17,841	60,194	57,647	1,36,777	68,382	68,395
7	Nagaon	18,92,550	966	742	1,56,913	79,655	77,258	86,422	43,119	43,303
8	Hojai *	9,31,218	954	655	1,09,437	56,818	52,619	28,731	14,640	14,091
9	Sonitpur	13,11,619	950	385	65,367	33,474	31,893	1,39,033	70,335	68,698
10	Biswanath*	6,12,491	968	341	43,763	22,343	21,420	93,174	47,350	45,824
11	Lakhimpur	10,42,137	968	458	81,840	41,689	40,151	2,49,426	1,26,716	1,22,710
12	Dhemaji	6,86,133	953	212	44,225	23,006	21,219	3,25,560	1,65,449	1,60,111
13	Tinsukia	13,27,929	952	350	37,688	19,443	18,245	82,066	41,769	40,297
14	Dibrugarh	13,26,335	961	392	58,876	30,517	28,359	1,02,871	51,835	51,036
15	Sibsagar	6,92,435	952	438	34,847	17,753	17,094	37,334	19,099	18,235
16	Charaideo	4,58,615	955	422	7,500	3,815	3,685	11,705	5,890	5,815
17	Jorhat	9,24,952	963	526	64,787	32,931	31,856	62,368	31,467	30,901
18	Majuli	1,67,304	955	153	23,878	12,263	11,615	77,603	39,328	38,275
19	Golaghat	10,66,888	964	305	62,298	31,804	30,491	1,11,765	56,420	55,345
20	Karbi-Anglong	6,60,955	950	90	33,523	17,502	16,021	3,45,220	1,74,557	1,70,663
21	West Karbi Anglong	2,95,358	954	96	11,438	5,934	5,504	1,93,518	97,903	95,615
22	Dima Hasao	2,14,102	932	44	4,337	2,340	1,997	1,51,843	76,520	75,323
23	Cachar	17,36,617	959	459	2,64,897	1,36,051	1,28,846	17,569	8,736	8,833
24	Karimganj	12,28,686	963	679	1,57,890	81,384	76,506	1,940	994	946
25	Hailakandi	6,59,296	951	497	70,659	36,369	34,290	691	354	337
26	Bongaigaon	7,38,804	966	676	82,784	42,513	40,271	18,835	9,377	9,458
27	Chirang	4,82,162	969	251	35,135	18,105	17,030	1,78,688	89,273	89,415
28	Kamrup	15,17,542	949	489	1,07,827	55,237	52,590	1,82,038	92,094	89,944
29	Kamrup(M)	12,53,938	936	1313	1,01,789	52,106	49,683	75,121	37,902	37,219
30	Nalbari	7,71,639	949	733	60,216	30,654	29,562	23,364	11,692	11,672
31	Baksa	9,50,075	974	387	73,083	37,534	35,549	3,31,007	1,65,634	1,65,373
32	Darrang	9,28,500	954	586	40,260	20,566	19,694	8,419	4,300	4,119
33	Udalguri	8,31,668	973	413	37,844	19,402	18,442	2,67,372	1,33,550	1,33,822
ASSAM		3,12,05,576	958	398	22,31,321	11,45,311	10,86,007	38,84,371	19,57,005	19,27,366

* Hojai is merged with Nagaon and Biswanath is merged with Sonitpur.

ASSAM STATE: ACHIEVEMENT AGAINST BENCHMARKS AS ON 30.06.2023

PARAMETERS	BENCHMARKS (%)	OUR POSITION (%)
C D RATIO	60	60
CREDIT + INV.: DEPOSIT RATIO	60	73
PRI. SECTOR ADV. TO TOTAL ADV.	40	55
AGL. ADV.(PS) TO TOTAL ADV.	18	19
Weaker Section to Total Adv.	10	24

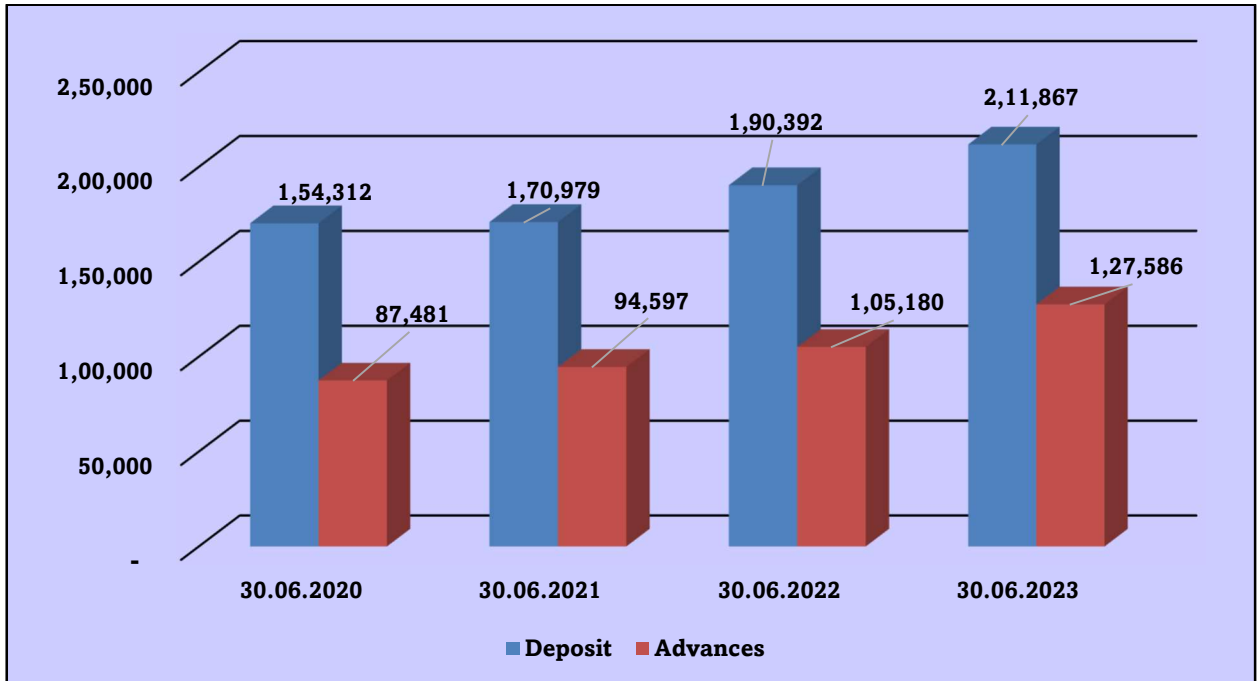
Lead Bank in Assam:

Bank	Lead Districts
State Bank of India	7 Districts (Baksa, Bongaigaon, Chirang, Dima Hasao, Karbi Anglong, West Karbi Anglong and Udalguri)
Punjab National Bank	14 Districts (Cachar, Dhemaji, Dibrugarh, Golaghat, Hailakandi, Jorhat, Karimganj, Lakhimpur, Morigaon, Nagaon, Sibsagar, Charaideo, Tinsukia, Majuli)
UCO Bank	10 Districts (Barpeta, Darrang, Dhubri, South Salmara-Mancachar, Goalpara, Kamrup(Rural), Kamrup(Metro), Kokrajhar, Nalbari and Sonitpur)

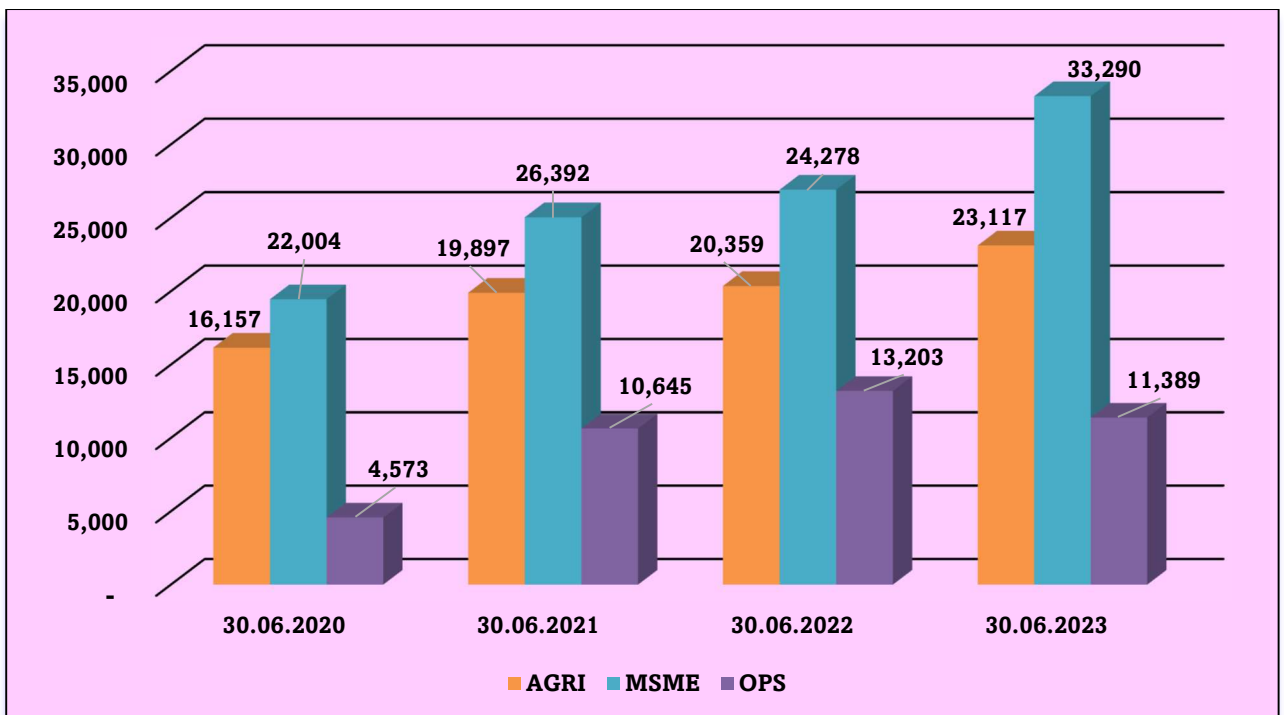
Financial Inclusion:

	All Banks
No. of Bank Branches	3,087
No of BCs/CSPs	38,771
No of Blocks	325
No of SSA allocated	3699
No of SSA covered	3699
No. of Wards	852
No. of Wards covered	852
Total No of Households	51,42,857
Total No. of H/H covered	51,42,857
Average population per Bank Branch	10,109

Level of Deposits and Advances in the State in last four years (Amount in Rs. Crores)



Level of Priority sector Advances in last four years (Amount in Rs. Crores)



Assam: Details of Banking Profile for the FY(2023-24) as on 30.06.2023

(Amount in Rs.Lakhs)

Profile	Public Bank	Private Bank	SFBs	Payment Banks	RRBs	Co-op. Banks	NEDFI/RIDF	Total
Branch Network	1,436	885	468	67	205	26	-	3,087
Aggregate Deposit(D)	1,53,48,249.24	40,44,348.71	12,01,142.70	3,49,992.20	2,32,250.44	10,751.59	-	2,11,86,735
Total Advances inc. Credit Utilize	77,05,490.64	33,60,359.22	5,91,758.49	1,47,494.75	1,97,076.60	-	7,56,388.30	1,27,58,568
CD Ratio (CDR2)	50.20	83.09	49.27	42.14	84.86	-	-	60.22
Priority Sector (PS) Advances	37,84,668.60	14,24,596.83	5,13,707.72	1,30,065.58	1,70,128.58	-	7,56,388.30	66,09,427
% to Total Advances	49.12	42.39	86.81	88.18	100.00	-	100.00	51.80
Adv. to Agriculture (PS)	8,36,029.69	2,81,522.70	3,54,614.15	1,21,658.67	37,579.36	-	6,80,246.85	23,11,651
% to Total Advances	10.85	8.38	59.93	82.48	19.07	-	89.93	18.12
Adv. to MSME Sector (PS)	20,69,254.87	9,43,330.43	1,21,804.48	1,480.44	1,16,992.59	-	76,141.45	33,29,004
% to Total Advances	26.85	28.07	20.58	1.00	59.36	-	10.07	26.09
Adv. to Other Priority Sector (PS)	8,79,384.04	1,99,743.70	37,289.09	6,926.47	15,556.63	-	-	11,38,900
% to Total Advances	11.41	5.94	6.30	4.70	7.89	-	-	8.93

Last Quarter Data

Assam: Details of Banking Profile for the FY(2022-23) as on 31.03.2023

(Amount in Rs.Lakhs)

Profile	Public Bank	Private Bank	SFBs	Payment Banks	RRBs	Co-op. Banks	NEDFI/RIDF	Total
Branch Network	1,428	864	468	67	200	26	-	3,053
Aggregate Deposit(D)	1,51,28,576.67	41,54,548.05	12,38,827.08	3,57,109.63	2,46,048.66	11,894.61	-	2,11,37,005
Total Advances inc. Credit Utilize	73,45,783.49	31,91,109.31	5,94,942.67	1,44,484.26	2,02,079.78	-	7,44,919.96	1,22,23,319
CD Ratio (CDR2)	48.56	76.81	48.02	40.46	82.13	-	-	57.83
Priority Sector (PS) Advances	36,89,608.65	13,60,519.84	5,18,120.38	1,29,570.77	1,73,085.29	-	7,44,919.96	64,42,740
% to Total Advances	50.23	42.63	87.09	89.68	100.00	-	100.00	52.71
Adv. to Agriculture (PS)	8,35,921.80	2,72,128.83	3,56,098.24	1,21,259.35	36,298.61	-	6,70,502.89	22,92,210
% to Total Advances	11.38	8.53	59.85	83.93	17.96	-	90.01	18.75
Adv. to MSME Sector (PS)	19,56,935.30	8,58,640.38	1,23,855.55	1,423.94	1,22,356.01	-	74,417.07	31,37,628
% to Total Advances	26.64	26.91	20.82	0.99	60.55	-	9.99	25.67
Adv. to Other Priority Sector (PS)	8,96,751.55	2,29,750.63	38,166.59	6,887.48	14,430.67	-	-	11,85,987
% to Total Advances	12.21	7.20	6.42	4.77	7.14	-	-	9.70

**AGENDA FOR ASSAM SLBC MEETING FOR COMBINED
JUN'23 QUARTER**

Sl No.	AGENDA ITEM
1	Confirmation of the Proceedings/ Minutes of March 2023 quarter SLBC meeting.
2	Review of Action Points of March,2023 quarter SLBC meeting
3	Deposit, Advances and CD Ratio Progress Review.
4	Review of credit disbursement against ACP FY 2023-24 as on 30.06.2023.
5	Progress of loans under PMMY.
6	Progress of loans under PMFME, PM SVANidhi, PMEGP, NRLM, NULM, SUI
7	Status of Financial Inclusion, Digitisation & Social Security Schemes
8	Review of RSETI performance and pending claims from ASRLM
9	Performance Of KPIS in Aspirational Districts & Aspirational Blocks as on 30.06.2023
10	Miscellaneous
	a) Status of Brick-And-Mortar branches in unbanked villages
	b) Financial Inclusion measures in Tea Estates of Assam.
	c) Financing against e-NWR/Ware House Receipts (WHRs)
	d) Cyber Crime/Market Intelligence
11	Any other item with the permission of the chair

Bankwise Branch Network Report of Assam as on date 30.06.2023

Sl No.	Bank Name	Branch Rural	Branch Semi-Urban	Branch Urban	Total Branch	ATM Rural	ATM Semi-Urban	ATM Urban	Total ATM	Total CSP	Fixed CSP	Other CSP
1	BOB	12	23	32	67	8	24	44	76	426	426	0
2	BOI	12	19	21	52	17	31	20	68	99	0	99
3	BOM	0	10	8	18	0	5	4	9	11	0	11
4	CAN	31	40	38	109	18	32	31	81	136	136	0
5	CBI	59	32	28	119	48	19	15	82	654	0	654
6	IND	49	37	28	114	21	24	18	63	195	160	35
7	IOB	10	11	10	31	5	10	13	28	26	26	0
8	PNB	169	82	44	295	157	118	73	348	1,362	700	662
9	PSB	2	2	10	14	1	2	9	12	0	0	0
10	SBI	199	102	87	388	203	1,244	957	2,404	3,504	3504	0
11	UCO	70	45	27	142	41	35	29	105	279	279	0
12	UNI	24	29	34	87	21	34	48	103	180	180	0
Public	Total	637	432	367	1,436	540	1,578	1,261	3,379	6,872	5411	1461
1	AXIS	13	45	36	94	45	62	78	185	1,339	17	1322
2	BAND	330	110	42	482	0	4	12	16	0	0	0
3	FED	0	3	10	13	0	3	10	13	0	0	0
4	HDFC	23	48	38	109	29	62	91	182	602	560	42
5	ICICI	14	45	35	94	20	64	90	174	0	0	0
6	IDBI	3	16	11	30	3	17	15	35	29	29	0
7	IDFC	0	1	2	3	0	1	1	2	0	0	0
8	INDUS	3	18	18	39	2	10	30	42	0	0	0
9	KBL	0	0	2	2	0	0	2	2	0	0	0
10	KMB	0	1	4	5	0	1	4	5	120	0	120
11	RBL	0	0	1	1	0	0	1	1	1,594	1594	0
12	SIB	0	0	2	2	0	0	5	5	0	0	0
13	YES	0	3	8	11	0	3	9	12	13,979	11	13968
Private	Total	386	290	209	885	99	227	348	674	17,663	2211	15452
1	AU	0	0	1	1	0	0	1	1	0	0	0
2	ESAF	2	0	1	3	2	0	0	2	9	9	0
3	JSF	5	4	5	14	0	0	1	1	0	0	0
4	NESFB	96	57	14	167	1	5	5	11	0	0	0
5	UJJ	3	9	6	18	3	9	6	18	0	0	0
6	USFB	0	0	2	2	0	0	2	2	0	0	0
SFB	Total	106	70	29	205	6	14	15	35	9	9	0
1	APBL	0	0	0	0	0	0	0	0	9,574	9574	0
2	IPPB	0	0	26	26	0	0	0	0	3538	3166	372
Payment	Total	0	0	26	26	0	0	0	0	13,112	12740	372
1	AGVB	368	73	27	468	0	0	0	0	1,115	865	250
RRB	Total	368	73	27	468	0	0	0	0	1,115	865	250
1	AACB	18	21	28	67	5	7	21	33	0	0	0
Grand Total		1,515	886	686	3,087	650	1,826	1,645	4,121	38,771	21,236	17,535

District wise Branch Network Report of Assam as on date 30.06.2023

Sl No.	District Name	Branch Rural	Branch Semi-Urban	Branch Urban	Total Branch	ATM Rural	ATM Semi-Urban	ATM Urban	Total ATM	Total CSP	Fixed CSP	Other CSP
1	Baksa	57	0	1	58	27	0	1	28	513	466	47
2	Barpeta	63	60	2	125	17	155	0	172	1,788	1,525	263
3	Bongaigaon	23	36	2	61	5	110	1	116	504	387	117
4	Cachar	88	14	63	165	41	14	166	221	1,804	807	997
5	Charaideo	23	11	3	37	5	24	0	29	254	237	17
6	Chirang	23	12	1	36	7	8	0	15	277	208	69
7	Darrang	39	28	1	68	10	96	0	106	1,175	983	192
8	Dhemaji	23	22	1	46	11	37	1	49	753	669	84
9	Dhubri	41	45	3	89	5	92	0	97	1,881	1,670	211
10	Dibrugarh	91	40	53	184	58	73	147	278	1092	784	308
11	Dimahasao	13	17	0	30	7	15	0	22	72	66	6
12	Goalpara	43	28	2	73	16	55	0	71	825	693	132
13	Golaghat	71	49	3	123	34	101	1	136	973	871	102
14	Hailakandi	18	25	3	46	5	51	0	56	489	394	95
15	Jorhat	54	31	49	134	17	35	146	198	883	540	343
16	Kamrup	135	39	3	177	73	69	12	154	1169	892	277
17	Kamrupmetro	39	7	373	419	46	7	849	902	12,596	2,313	10,283
18	Karbianglong	39	23	5	67	5	33	1	39	394	366	28
19	Karimganj	54	33	3	90	18	71	0	89	614	534	80
20	Kokrajhar	33	19	2	54	27	42	1	70	703	626	77
21	Lakhimpur	53	37	4	94	20	91	1	112	853	771	82
22	Majuli	15	0	2	17	9	0	2	11	192	175	17
23	Morigaon	41	25	2	68	11	34	2	47	1024	881	143
24	Nagaon	111	60	42	213	36	88	145	269	2,981	1031	1,950
25	Nalbari	58	27	2	87	18	88	1	107	612	502	110
26	Sibsagar	56	42	7	105	20	119	5	144	817	494	323
27	Sonitpur	93	88	7	188	47	245	2	294	1221	550	671
28	Southalmara	8	4	0	12	3	1	0	4	598	545	53
29	Tinsukia	58	46	45	149	33	39	159	231	1039	654	385
30	Udalguri	30	18	2	50	13	33	2	48	582	514	68
31	Westkarbi	22	0	0	22	6	0	0	6	93	88	5
Grand Total		1,515	886	686	3,087	650	1,826	1,645	4,121	38,771	21,236	17,535

Bank-wise Business and Credit Deposit Ratio of Assam as on date 30.06.2023

(Amount in Rs.Lakhs)

SI No.	Bank Name	Total Branch	Deposit Amount (D)	Advances Amount (A)	Credit Utilize (CU)	Total Credit (TC=A+CU)	CDR1	CDR2	Investment Amount (I)	TC + I	CDR3
1	BOB	67	5,45,485	3,58,029	0	3,58,029	65.63	65.63	0	3,58,029	66
2	BOI	52	2,06,428	1,14,120	0	1,14,120	55.28	55.28	0	1,14,120	55
3	BOM	18	49,736	43,099	0	43,099	86.65	86.65	0	43,099	87
4	CAN	109	7,61,562	3,59,769	0	3,59,769	47.24	47.24	0	3,59,769	47
5	CBI	119	6,92,590	2,64,643	0	2,64,643	38.21	38.21	0	2,64,643	38
6	IND	114	7,75,424	3,40,260	770	3,41,030	43.88	43.98	0	3,41,030	44
7	IOB	31	2,31,286	1,49,765	0	1,49,765	64.75	64.75	0	1,49,765	65
8	PNB	295	21,54,254	10,98,956	0	10,98,956	51.01	51.01	13,507	11,12,463	52
9	PSB	14	57,597	24,820	0	24,820	43.09	43.09	0	24,820	43
10	SBI	388	84,19,712	43,90,283	0	43,90,283	52.14	52.14	26,34,809	70,25,092	83
11	UCO	142	8,08,409	3,02,912	45,000	3,47,912	37.47	43.04	0	3,47,912	43
12	UNI	87	6,45,765	2,13,067	0	2,13,067	32.99	32.99	51,534	2,64,600	41
Public	Total	1,436	1,53,48,249	76,59,721	45,770	77,05,491	49.91	50.20	26,99,850	1,04,05,340	68
1	AXIS	94	7,51,579	5,19,677	0	5,19,677	69.14	69.14	0	5,19,677	69
2	BAND	482	2,76,478	4,65,024	0	4,65,024	168.20	168.20	0	4,65,024	168
3	FED	13	1,73,577	1,04,508	0	1,04,508	60.21	60.21	0	1,04,508	60
4	HDFC	109	13,28,552	9,89,335	0	9,89,335	74.47	74.47	9,89,335	19,78,669	149
5	ICICI	94	8,94,552	7,56,348	0	7,56,348	84.55	84.55	0	7,56,348	85
6	IDBI	30	2,53,969	96,769	26,500	1,23,269	38.10	48.54	0	1,23,269	49
7	IDFC	3	29,761	88,219	0	88,219	296.42	296.42	0	88,219	296
8	INDUS	39	1,14,624	2,04,157	0	2,04,157	178.11	178.11	0	2,04,157	178
9	KBL	2	24,725	15,088	0	15,088	61.02	61.02	0	15,088	61
10	KMB	5	47,465	25,498	0	25,498	53.72	53.72	0	25,498	54
11	RBL	1	2,811	11,008	0	11,008	391.61	391.61	0	11,008	392
12	SIB	2	27,238	7,284	0	7,284	26.74	26.74	0	7,284	27
13	YES	11	119016.79	50944.95	0	50944.95	42.80	42.80	0	50944.95	43
Private	Total	885	40,44,349	33,33,859	26,500	33,60,359	82.43	83.09	9,89,335	43,49,694	108
1	AU	1	4,673	0	0	0	0.00	0.00	0	0	0
2	ESAF	3	3,332	4,122	0	4,122	123.70	123.70	0	4,122	124
3	JSF	14	29,672	14,366	0	14,366	48.42	48.42	0	14,366	48
4	NESFB	167	1,25,859	1,53,497	0	1,53,497	121.96	121.96	0	1,53,497	122
5	UJJ	18	51,605	23,327	0	23,327	45.20	45.20	0	23,327	45
6	USFB	2	17,109	1,765	0	1,765	10.32	10.32	0	1,765	10
SFB	Total	205	2,32,250	1,97,077	0	1,97,077	84.86	84.86	0	1,97,077	85
1	APBL	0	806	0	0	0	0.00	0.00	0	0	0
2	IPPB	26	9,945	0	0	0	0.00	0.00	0	0	0
Paym	Total	26	10,752	0	0	0	0.00	0.00	0	0	0
1	AGVB	468	12,01,143	5,91,758	0	5,91,758	49.27	49.27	7,02,762	12,94,521	108
RRB	Total	468	12,01,143	5,91,758	0	5,91,758	49.27	49.27	7,02,762	12,94,521	108
1	AACB	67	3,49,992	1,47,495	0	1,47,495	42.14	42.14	2,04,990	3,52,484	101
Co-op	Total	67	3,49,992	1,47,495	0	1,47,495	42.14	42.14	2,04,990	3,52,484	101
All Banks	Total	3,087	2,11,86,735	1,19,29,910	72,270	1,20,02,180	56.31	56.65	45,96,937	1,65,99,116	78
1	NEDFI	0	0	76141.45	0	76141.45			0	76141.45	
2	RIDF	0	0	680246.85	0	680246.85			0	680246.85	
Grand Total		3,087	2,11,86,735	1,26,86,298	72,270	1,27,58,568	59.88	60.22	45,96,937	1,73,55,505	82

**District-wise Position of DEPOSITS, ADVANCES, CD RATIO Report of Assam as on date
30.06.2023
(Excluding NEDFi, RIDF & Credit Utilize figures)**

(Amount in Rs.Lakhs)

Sl No.	District Name	Total Branch	Total Deposit	Total Advances	Overall CD Ratio
1	Baksa	58	1,40,093	1,00,186	72
2	Barpeta	125	5,75,324	3,86,002	67
3	Bongaigaon	61	3,69,304	2,40,348	65
4	Cachar	165	10,70,982	4,95,954	46
5	Charaideo	37	1,40,732	65,449	47
6	Chirang	36	1,69,966	87,138	51
7	Darrang	68	2,99,220	2,03,192	68
8	Dhemaji	46	1,91,507	1,66,288	87
9	Dhubri	89	3,82,736	2,23,151	58
10	Dibrugarh	184	12,87,379	6,84,628	53
11	Dimahasao	30	1,66,049	57,165	34
12	Goalpara	73	2,79,220	1,74,621	63
13	Golaghat	123	4,40,379	3,46,816	79
14	Hailakandi	46	2,08,200	1,11,053	53
15	Jorhat	134	8,44,351	5,32,150	63
16	Kamrup	177	7,87,100	6,23,768	79
17	Kamrupmetro	419	81,37,916	38,84,953	48
18	Karbianglong	67	2,17,714	1,75,634	81
19	Karimganj	90	4,72,634	1,61,215	34
20	Kokrajhar	54	3,87,369	1,79,217	46
21	Lakhimpur	94	3,49,006	3,10,699	89
22	Majuli	17	55,441	35,919	65
23	Morigaon	68	2,15,986	2,12,166	98
24	Nagaon	213	10,23,271	6,39,605	63
25	Nalbari	87	3,77,648	2,50,413	66
26	Sibsagar	105	5,71,499	3,57,471	63
27	Sonitpur	188	8,98,900	5,66,212	63
28	Southsalmara	12	34,055	20,307	60
29	Tinsukia	149	8,63,435	4,73,970	55
30	Udalguri	50	1,82,845	1,32,211	72
31	Westkarbi	22	36,527	32,007	88
Total		3,087	2,11,76,790	1,19,29,910	56

Segregation of Advances in Assam as on date 30.06.2023

(Amount in Rs. Lakhs)

Sl No.	Bank Name	Total Branch	Priority Sector Advance (PSA)	Non Priority Sector Advance	Total Advance	Weaker Sector Advance (WSA)	PSA to Tot. Adv (%)	WSA to PSA (%)	WSA to Tot. Adv (%)
1	BOB	67	2,16,179	1,41,849	3,58,029	38,594	60	18	11
2	BOI	52	70,298	43,822	1,14,120	29,939	62	43	26
3	BOM	18	12,355	30,744	43,099	2,825	29	23	7
4	CAN	109	2,20,264	1,39,505	3,59,769	90,130	61	41	25
5	CBI	119	2,04,527	60,116	2,64,643	77,815	77	38	29
6	IND	114	2,30,127	1,10,903	3,41,030	68,766	67	30	20
7	IOB	31	51,914	97,851	1,49,765	11,127	35	21	7
8	PNB	295	8,61,326	2,37,630	10,98,956	4,14,890	78	48	38
9	PSB	14	18,423	6,397	24,820	1,854	74	10	7
10	SBI	388	15,04,675	28,85,608	43,90,283	5,11,464	34	34	12
11	UCO	142	2,34,300	1,13,612	3,47,912	90,283	67	39	26
12	UNI	87	1,60,282	52,784	2,13,067	57,151	75	36	27
Public	Total	1,436	37,84,669	39,20,821	77,05,491	13,94,839	49	37	18
1	AXIS	94	2,61,647	2,58,030	5,19,677	82,040	50	31	16
2	BAND	482	2,62,956	2,02,068	4,65,024	89,949	57	34	19
3	FED	13	56,955	47,553	1,04,508	11,802	55	21	11
4	HDFC	109	4,29,907	5,59,427	9,89,335	63,213	43	15	6
5	ICICI	94	2,19,731	5,36,617	7,56,348	3,567	29	2	0
6	IDBI	30	60,299	62,971	1,23,269	7,759	49	13	6
7	IDFC	3	4,942	83,277	88,219	2,504	6	51	3
8	INDUS	39	58,018	1,46,139	2,04,157	41,160	28	71	20
9	KBL	2	14,947	141	15,088	38	99	0	0
10	KMB	5	13,771	11,727	25,498	992	54	7	4
11	RBL	1	11,007	2	11,008	26,624	100	242	242
12	SIB	2	6,343	941	7,284	72	87	1	1
13	YES	11	24,076	26,869	50,945	1,486	47	6	3
Private	Total	885	14,24,597	19,35,762	33,60,359	3,31,206	42	23	10
1	AU	1	0	0	0	0			
2	ESAF	3	4,107	15	4,122	6,751	100	164	164
3	JSF	14	12,765	1,601	14,366	28,631	89	224	199
4	NESFB	167	1,39,646	13,851	1,53,497	35,025	91	25	23
5	UJJ	18	13,611	9,716	23,327	10,184	58	75	44
6	USFB	2	0	1765	1765	0	0		0
SFB	Total	205	1,70,129	26,948	1,97,077	80,591	338	489	430
1	AGVB	468	5,13,708	78,051	5,91,758	5,55,459	87	108	94
RRB	Total	468	5,13,708	78,051	5,91,758	5,55,459	87	108	94
1	AACB	67	1,30,066	17,429	1,47,495	11,929	88	9	8
Co-op	Total	67	1,30,066	17,429	1,47,495	11,929	88	9	8
All Banks	Total	3,061	60,23,167	59,79,011	1,20,02,180	23,74,024	50.18	39.41	19.78
1	NEDFI	0	76,141	0	76,141	0	100	0	0
2	RIDF	0	6,80,247	0	6,80,247	0	100	0	0
Grand Total		3,061	67,79,556	59,79,011	1,27,58,568	23,74,024	53.14	35.02	18.61

Bank-wise ACP (Priority Sector) OUTSTANDING & NPA Report of Assam as on date 30.06.2023

(Amount in Rs. Lakhs)

Sl No.	Bank Name	Total Branch	Total Agri (PS) O/S No.	Total Agri (PS) O/S Amt.	Tot Agri (PS) NPA No.	Tot Agri (PS) NPA Amt.	Agri NPA Amt %	Total MSME (PS) O/S No.	Total MSME (PS) O/S Amt.	Tot MSME (PS) NPA No.	Tot MSME (PS) NPA Amt.	MSME NPA Amt %	Total Other PS O/S No.	Total Other PS O/S Amt.	Tot Other (PS) NPA No.	Tot Other (PS) NPA Amt.	OTHER(PS) NPA Amt %	Total PS O/S No.	Total PS O/S Amt.	Total PSA NPA No.	Total PSA NPA Amt.	TOTAL PSA NPA Amt %
1	BOB	67	6986	23045.48	1471	2089.13	9.07	17979	149513.68	3232	11917.20	7.97	3795	43619.99	87	512.08	1.17	28760	216179.15	4790	14518.41	6.72
2	BOI	52	13716	14807.01	5375	2705.26	18.27	15509	49449.42	3527	11495.49	23.25	731	6041.14	53	131.30	2.17	29956	70297.57	8955	14332.05	20.39
3	BOM	18	528	447.57	333	191.65	42.82	815	6937.86	190	886.78	12.78	416	4969.67	12	77.20	1.55	1759	12355.10	535	1155.63	9.35
4	CAN	109	19579	38096.35	4455	7414.05	19.46	25722	163351.69	6690	24345.58	14.90	2640	18815.67	111	469.02	2.49	47941	220263.71	11256	32228.65	14.63
5	CBI	119	108137	97644.80	50168	24472.13	25.06	22418	79735.45	12160	14662.65	18.39	2847	27146.51	275	1142.20	4.21	133402	204526.76	62603	40276.98	19.69
6	IND	114	54960	67171.50	18871	13015.41	19.38	22594	158864.90	9135	21229.09	13.36	750	4090.42	87	247.59	6.05	78304	230126.82	28093	34492.09	14.99
7	IOB	31	4003	15415.19	1378	1016.67	6.60	4299	30059.16	1015	2956.14	9.83	687	6439.44	37	151.12	2.35	8989	51913.79	2430	4123.93	7.94
8	PNB	295	204063	224022.20	49374	67246.07	30.02	84329	381220.93	4209	73124.88	19.18	22500	256082.56	2567	9894.10	3.86	310892	861325.69	56150	150265.05	17.45
9	PSB	14	485	919.79	237	145.88	15.86	2465	13387.59	588	756.82	5.65	478	4115.15	12	36.29	0.88	3428	18422.53	837	938.99	5.10
10	SBI	388	264309	258601.61	154610	85872.66	33.21	51029	811846.44	1478	12359.45	1.52	53202	434227.11	241	973.60	0.22	368540	1504675.16	156329	99205.71	6.59
11	UCO	142	76658	55709.02	45688	25519.07	45.81	35413	125155.29	17240	31359.73	25.06	28049	53435.55	17177	9207.59	17.23	140120	234299.86	80105	66086.39	28.21
12	UNI	87	28606	40149.17	7561	5693.13	14.18	23860	99732.46	6904	8191.48	8.21	2057	20400.83	49	0.73	0.00	54523	160282.46	14514	13885.34	8.66
Public	Total	1,436	782030	836029.69	339521	235381.11	28.15	306432	2069254.87	66368	213285.29	10.31	118152	879384.04	20708	22842.82	2.60	1206614	3784668.60	426597	471509.22	12.46
1	AXIS	94	43704	86429.53	3436	2698.48	3.12	6741	168268.76	150	2775.37	1.65	29873	6948.33	16903	922.79	13.28	80318	261646.62	20489	6396.64	2.44
2	BAND	482	265438	78955.11	47751	24088.05	30.51	2841	19144.40	24	108.89	0.57	564969	164856.15	75525	34043.45	20.65	833248	262955.66	123300	58240.39	22.15
3	FED	13	2142	9055.16	64	167.61	1.85	652	47192.60	64	239.18	0.51	82	706.94	3	5.56	0.79	2876	56954.70	131	412.35	0.72
4	HDFC	109	207536	58517.43	48015	9229.29	15.77	10796	359592.07	153	3037.96	0.84	36635	11797.92	12431	2096.44	17.77	254967	429907.42	60599	14363.69	3.34
5	ICICI	94	12643	20707.10	379	2144.48	10.36	3132	192512.25	45	1364.85	0.71	594	6511.18	28	217.33	3.34	16369	219730.53	452	3726.66	1.70
6	IDBI	30	5981	6493.52	4360	2920.50	44.98	2626	46901.64	727	4190.06	8.93	705	6903.40	11	49.89	0.72	9312	60298.56	5098	7160.45	11.87
7	IDFC	3	6030	1104.00	30	3.00	0.27	408	3423.00	10	85.00	2.48	213	415.00	0	0.00	0.00	6651	4942.00	40	88.00	1.78
8	INDUS	39	2836	7833.41	253	44.60	0.57	7683	50184.40	403	989.12	1.97	2	0.10	1	0.07	70.00	10521	58017.91	657	1033.79	1.78
9	KBL	2	0	0.00	0	0.00		78	14786.05	15	1497.54	10.13	17	161.07	1	8.53	5.30	95	14947.12	16	1506.07	10.08
10	KMB	5	10	54.18	0	0.00	0.00	655	13694.61	2	37.12	0.27	1	21.82	0	0.00	0.00	666	13770.61	2	37.12	0.27
11	RBL	1	58851	10244.10	1308	76.60	0.75	0	0.00	0	0.00		6415	762.47	61	2.80	0.37	65266	11006.57	1369	79.40	0.72
12	SIB	2	38	60.57	0	0.00	0.00	51	6023.37	8	439.27	7.29	14	259.32	0	0.00	0.00	103	6343.26	8	439.27	6.92
13	YES	11	24	2068.59	0	0.00	0.00	865	21607.28	15	207.72	0.96	2	400.00	0	0.00	0.00	891	24075.87	15	207.72	0.86
Private	Total	885	605233	281522.70	105596	41372.61	14.70	36528	943330.43	1616	14972.08	1.59	639522	199743.70	104964	37346.86	18.70	1281283	1424596.83	212176	93691.55	6.58
1	AU	1	0	0.00	0	0.00		0	0.00	0	0.00		0	0.00	0	0.00		0	0.00	0	0.00	
2	ESAF	3	7935	1581.25	1820	383.01	24.22	8247	1952.64	3447	809.42	41.45	2989	573.22	1479	256.02	44.66	19171	4107.11	6746	1448.45	35.27
3	JSF	14	15363	5399.00	631	152.00	2.82	126	998.00	11	1.00	0.10	18173	6368.00	2267	511.00	8.02	33662	12765.00	2909	664.00	5.20
4	NESFB	167	107865	27292.66	20065	5112.35	18.73	220193	112353.10	24551	7202.04	6.41	0	0.00	0	0.00		328058	139645.76	44616	12314.39	8.82
5	UJJ	18	18286	3306.45	16398	2114.48	63.95	255	1688.85	79	15.33	0.91	31268	8615.41	25249	3958.27	45.94	49809	13610.71	41726	6088.08	44.73
6	USFB	2	0	0.00	0	0.00		0	0.00	0	0.00		0	0.00	0	0.00		0	0.00	0	0.00	
SFB	Total	205	149449	37579.36	38914	7761.84	20.65	228821	116992.59	28088	8027.79	6.86	52430	15556.63	28995	4725.29	30.37	430700	170128.58	95997	20514.92	12.06
1	AGVB	468	445311	354614.15	127908	70752.20	19.95	96397	121804.48	50482	49323.81	40.49	8190	37289.09	4031	4462.56	11.97	549898	513707.72	182421	124538.57	24.24
RRB	Total	468	445311	354614.15	127908	70752.20	19.95	96397	121804.48	50482	49323.81	40.49	8190	37289.09	4031	4462.56	11.97	549898	513707.72	182421	124538.57	24.24
1	AACB	67	15467	121658.67	8637	4103.18	3.37	4176	1480.44	2103	650.43	43.93	459	6926.47	0	0.00	0.00	20102	130065.58	10740	4753.61	3.65
Co-op	Total	67	15467	121658.67	8637	4103.18	3.37	4176	1480.44	2103	650.43	43.93	459	6926.47	0	0.00	0.00	20102	130065.58	10740	4753.61	3.65
All Banks	Total	3,061	1997490	1631404.57	620576	359370.94	22.03	672354	3252862.81	148657	286259.4	8.80	818753	1138899.93	158698	69377.53	6.09	3488597	6023167.31	927931	715007.87	11.87
1	NEDFI	0	0	0	0	0		0	76141.45	0	0		0	0	0	0		0	76141.45	0	0	
1	RIDF	0	0	680246.85	0	0		0	0	0	0		0	0	0	0		0	680246.85	0	0	
Grand Total	Total	3,061	1997490	2311651.42	620576	359370.94	15.55	672354	3329004.26	148657	286259.4	8.60	818753	1138899.93	158698	69377.53	6.09	3488597	6779555.61	927931	715007.87	10.55

District-wise ACP (Priority Sector) OUTSTANDING & NPA Report of Assam as on date 30.06.2023 (Excluding RIDF & NEDFi)

(Amount in Rs. Lakhs)

Sl No.	District Name	Total Branch	Total Agri (PS) O/S No.	Total Agri (PS) O/S Amt.	Tot Agri (PS) NPA No.	Tot Agri (PS) NPA Amt.	Agri NPA Amt %	Total MSME (PS) O/S No.	Total MSME (PS) O/S Amt.	Tot MSME (PS) NPA No.	Tot MSME (PS) NPA Amt.	MSME NPA Amt %	Total Other PS O/S No.	Total Other PS O/S Amt.	Tot Other (PS) NPA No.	Tot Other (PS) NPA Amt.	OTHER(PS) NPA Amt %	Total PS O/S No.	Total PS O/S Amt.	Total PSA NPA No.	Total PSA NPA Amt.	TOTAL PSA NPA Amt %
1	Baksa	57	36356	26625.03	11563	6283.35	23.60	16605	18860.36	4950	3951.81	20.95	6930	10860.45	1529	960.30	8.84	59891	56345.84	18042	11195.46	19.87
2	Barpeta	124	107892	76608.93	38277	19648.10	25.65	30444	79310.08	7710	9343.61	11.78	41046	43606.85	7316	3664.71	8.40	179382	199525.86	53303	32656.42	16.37
3	Bongaigaon	61	30406	27786.72	5406	2678.57	9.64	14260	50754.54	1896	2769.90	5.46	19578	23744.71	3818	1601.13	6.74	64244	102285.97	11120	7049.60	6.89
4	Cachar	163	81375	63896.05	25352	19086.73	29.87	33432	123878.14	5302	9514.29	7.68	82940	53929.09	13112	6555.13	12.16	197747	241703.28	43766	35156.15	14.55
5	Charaideo	36	19601	14797.11	4259	3170.48	21.43	5689	12803.59	1560	1972.80	15.41	5348	7361.90	1046	659.26	8.96	30638	34962.60	6865	5802.54	16.60
6	Chirang	36	28351	23003.67	9748	5547.40	24.12	9240	15276.90	3008	3007.76	19.69	9887	8693.71	883	401.50	4.62	47478	46974.28	13639	8956.66	19.07
7	Darrang	68	67085	45560.47	22900	13280.10	29.15	16608	41358.59	4507	6130.16	14.82	21706	21169.46	4150	2010.80	9.50	105399	108088.52	31557	21421.06	19.82
8	Dhemaji	46	45265	33853.64	11721	7243.77	21.40	18882	28033.19	2845	3569.38	12.73	8558	17576.58	2339	1083.67	6.17	72705	79463.41	16905	11896.82	14.97
9	Dhubri	88	51789	37231.70	20283	10699.38	28.74	18192	40858.81	5411	4112.66	10.07	37652	28561.24	9072	4535.68	15.88	107633	106651.75	34766	19347.72	18.14
10	Dibrugarh	183	115067	95021.19	38864	24364.54	25.64	39465	190478.00	8228	15341.33	8.05	36662	57460.88	5333	2435.80	4.24	191194	342960.07	52425	42141.67	12.29
11	Dimahasao	30	3246	2744.05	772	357.23	13.02	2953	5576.09	299	273.76	4.91	511	3436.80	20	45.32	1.32	6710	11756.94	1091	676.31	5.75
12	Goalpara	72	47058	33652.52	14323	8562.21	25.44	18009	33602.83	4274	5009.96	14.91	20959	17436.43	5285	1975.89	11.33	86026	84691.78	23882	15548.06	18.36
13	Golaghat	122	97224	71118.10	31857	15877.79	22.33	22887	59483.02	4474	5695.26	9.57	32124	29112.83	3704	1287.91	4.42	152235	159713.95	40035	22860.96	14.31
14	Hailakandi	45	24390	17184.45	8628	5157.47	30.01	8882	23120.99	2141	2632.38	11.39	14017	11301.61	2528	1360.30	12.04	47289	51607.05	13297	9150.15	17.73
15	Jorhat	134	82605	82067.51	28471	13903.29	16.94	29394	141188.96	5819	11719.78	8.30	30008	50721.56	6863	2031.74	4.01	142007	273978.03	41153	27654.81	10.09
16	Kamrup	175	137564	85350.81	42362	23127.17	27.10	40887	114719.45	9290	10343.57	9.02	70071	56896.36	20182	5851.20	10.28	248522	256966.62	71834	39321.94	15.30
17	Kamrupmetro	419	106032	241116.83	14310	15235.78	6.32	90849	1574698.92	16639	118792.50	7.54	69022	248432.43	14966	6405.62	2.58	265903	2064248.18	45915	140433.90	6.80
18	Karbianglong	65	50108	33813.57	9880	4743.45	14.03	11601	16675.44	1855	1043.17	6.26	5587	23505.01	842	420.31	1.79	67296	73994.02	12577	6206.93	8.39
19	Karimganj	89	41416	33856.88	13918	10713.40	31.64	14019	36602.02	3466	3700.67	10.11	37025	24410.22	6739	2851.48	11.68	92460	94869.12	24123	17265.55	18.20
20	Kokrajhar	53	34908	29133.09	11523	6637.81	22.78	8663	21166.36	3677	3876.71	18.32	20550	17373.26	2831	968.87	5.58	64121	67672.71	18031	11483.39	16.97
21	Lakhimpur	93	101408	66119.04	28845	17166.13	25.96	36134	68427.17	6072	7923.19	11.58	25224	43469.40	4186	2533.84	5.83	162766	178015.61	39103	27623.16	15.52
22	Majuli	16	8513	6491.63	2670	1742.96	26.85	3274	6505.80	582	588.25	9.04	1466	10840.38	591	146.58	1.35	13253	23837.81	3843	2477.79	10.39
23	Morigaon	67	66630	48389.95	18091	12871.32	26.60	14889	29283.68	3287	4075.26	13.92	16607	33455.16	2021	1457.06	4.36	98126	111128.79	23399	18403.64	16.56
24	Nagaon	210	196957	125290.58	73572	37548.47	29.97	40464	120190.59	8841	12276.98	10.21	69751	88483.64	11195	6029.97	6.81	307172	333964.81	93608	55855.42	16.72
25	Nalbari	87	75118	43503.38	28147	11394.95	26.19	17937	38941.48	5537	5825.60	14.96	24138	31959.64	7218	2773.42	8.68	117193	114404.50	40902	19993.97	17.48
26	Sibsagar	105	70038	41482.52	17072	8861.80	21.36	22641	78559.22	4784	5198.30	6.62	22942	33549.06	3331	1377.14	4.10	115621	153590.80	25187	15437.24	10.05
27	Sonitpur	185	119301	96195.87	31518	18547.04	19.28	40257	121330.53	9618	11094.90	9.14	50433	73601.46	10348	4708.71	6.40	209991	291127.86	51484	34350.65	11.80
28	Southalmara	12	3369	2580.51	1959	871.45	33.77	1789	4552.69	1021	1351.22	29.68	596	3342.48	225	294.55	8.81	5754	10475.68	3205	2517.22	24.03
29	Tinsukia	149	82466	81869.31	23156	16386.27	20.02	28554	137285.12	5280	8236.70	6.00	26355	38545.36	3706	1379.57	3.58	137375	257699.79	32142	26002.54	10.09
30	Udalguri	49	51137	36021.08	28258	16492.99	45.79	13774	18274.74	5692	6743.01	36.90	10463	20059.81	3295	1540.08	7.68	75374	74355.63	37245	24776.08	33.32
31	Westkarbi	22	14815	9038.38	2871	1169.54	12.94	1680	1065.51	592	144.53	13.56	597	6002.16	24	29.99	0.50	17092	16106.05	3487	1344.06	8.35
	Grand Total	3,061	1997490	1631404.57	620576	359370.94	22.03	672354	3252862.81	148657	286259.40	8.80	818753	1138899.93	158698	69377.53	6.09	3488597	6023167.31	927931	715007.87	11.87

Bankwise Progress under Agri (PS) Outstanding Report of Assam as on date 30.06.2023

(Amount in Rs. Lakhs)

Sl No.	Bank Name	Total Branch	Farm Credit Crop No	Farm Credit Crop Amt	Farm Credit Term Loan No	Farm Credit Term Loan Amt	Agri Infra No	Agri Infra Amt	Ancillary No	Ancillary Amt	Agri Total O/S No.	Agri Total O/S Amount
1	BOB	67	4,446	3,626.05	1,979	8,143.74	35	399.75	526	10,875.94	6,986	23,045.48
2	BOI	52	7,093	3,404.32	4,359	6,438.37	3	183.48	2,261	4,780.84	13,716	14,807.01
3	BOM	18	481	383.20	22	44.81	1	0.5	24	19.06	528	447.57
4	CAN	109	13,114	14,587.82	5,535	11,661.44	39	1,863.77	891	9,983.32	19,579	38,096.35
5	CBI	119	1,01,127	87,038.13	6,682	8,838.09	7	122.67	321	1,645.91	1,08,137	97,644.80
6	IND	114	46,325	25,675.09	8,283	13,289.80	11	440.56	341	27,766.05	54,960	67,171.50
7	IOB	31	2,261	2,039.22	1,559	2,925.26	8	293.46	175	10,157.25	4,003	15,415.19
8	PNB	295	1,59,270	1,31,205.82	8,600	16,734.34	216	9,381.12	35,977	66,700.92	2,04,063	2,24,022.20
9	PSB	14	385	631.56	100	288.23	0	0	0	0	485	919.79
10	SBI	388	2,45,612	1,80,634.69	5,379	17,184.03	2	948.54	13,316	59,834.35	2,64,309	2,58,601.61
11	UCO	142	62,719	42,431.03	13,762	11,183.23	5	375.79	172	1,718.97	76,658	55,709.02
12	UNI	87	21,505	20,569.25	5,985	10,338.05	27	1,303.86	1,089	7,938.01	28,606	40,149.17
Public	Total	1,436	6,64,338	5,12,226.18	62,245	1,07,069.39	354	15,313.50	55,093	2,01,420.62	7,82,030	8,36,029.69
1	AXIS	94	3,565	40,523.87	40,030	23,227.93	3	715.37	106	21,962.36	43,704	86,429.53
2	BAND	482	0	0	1,81,244	52,058.27	1,460	627.56	82,734	26,269.28	2,65,438	78,955.11
3	FED	13	2,013	4,157.31	66	419.91	6	616.41	57	3,861.53	2,142	9,055.16
4	HDFC	109	948	4,951.14	2,06,458	40,560.20	2	236.16	128	12,769.93	2,07,536	58,517.43
5	ICICI	94	1,125	7,824.79	11,512	11,881.33	0	0	6	1,000.98	12,643	20,707.10
6	IDBI	30	3,271	2,158.94	2,341	2,240.03	3	2.88	366	2,091.67	5,981	6,493.52
7	IDFC	3	0	0	6,030	1,104.00	0	0	0	0	6,030	1,104.00
8	INDUS	39	0	0	2,836	7,833.41	0	0	0	0	2,836	7,833.41
9	KBL	2	0	0	0	0	0	0	0	0	0	0
10	KMB	5	0	0	3	13.05	-	-	7	41.13	10	54.18
11	RBL	1	0	0	58,851	10,244.10	0	0	0	0	58,851	10,244.10
12	SIB	2	0	0	0	0	0	0	38	60.57	38	60.57
13	YES	11	0	0	0	0	0	0	24	2,068.59	24	2,068.59
Private	Total	885	10,922	59,616.05	5,09,371	1,49,582.23	1,474	2,198.38	83,466	70,126.04	6,05,233	2,81,522.70
1	AU	1	0	0	0	0	0	0	0	0	0	0
2	ESAF	3	0	0	7,935	1,581.25	0	0	0	0	7,935	1,581.25
3	JSF	14	0	0	15,363	5,399.00	0	0	0	0	15,363	5,399.00
4	NESFB	167	31,704	7,281.04	50,137	13,056.68	0	0	26,024	6,954.94	1,07,865	27,292.66
5	UJJ	18	0	0	18,286	3,306.45	0	0	0	0	18,286	3,306.45
6	USFB	2	0	0	0	0	0	0	0	0	0	0
SFB	Total	205	31,704	7,281.04	91,721	23,343.38	0	0	26,024	6,954.94	1,49,449	37,579.36
1	AGVB	468	2,85,253	1,51,119.56	1,60,045	2,03,424.52	13	70.07	0	0	4,45,311	3,54,614.15
RRB	Total	468	2,85,253	1,51,119.56	1,60,045	2,03,424.52	13	70.07	0	0	4,45,311	3,54,614.15
1	AACB	67	8,897	5,276.51	1,232	1,11,480.08	0	0	5,338	4,902.08	15,467	1,21,658.67
All Banks	Total	3,061	10,01,114	7,35,519.34	8,24,614	5,94,899.60	1,841	17,581.95	1,69,921	2,83,403.68	19,97,490	16,31,404.57
1	RIDF	0	0	0	0	0	0	0	0	0	0	6,80,246.85
Grand Total	Total	3,061	10,01,114	7,35,519.34	8,24,614	5,94,899.60	1,841	17,581.95	1,69,921	2,83,403.68	19,97,490	23,11,651.42

Districtwise Progress under Agri (PS) OUTSTANDING Report of Assam as on date 30.06.2023 (Excluding RIDF)

(Amount in Rs.Lakhs)

Sl No.	District Name	Total Branch	Farm Credit Crop No	Farm Credit Crop Amt	Farm Credit Term Loan No	Farm Credit Term Loan Amt	Agri Infra No	Agri Infra Amt	Ancillary No	Ancillary Amt	Agri Total O/S No.	Agri Total O/S Amount
1	Baksa	57	19,354	14,572.54	13,496	10,620.86	2	8.78	3,504	1,422.85	36,356	26,625.03
2	Barpeta	124	49,714	40,448.50	51,812	28,937.38	34	90.60	6,332	7,132.45	1,07,892	76,608.93
3	Bongaigaon	61	12,846	12,807.38	14,724	10,583.87	3	1.04	2,833	4,394.43	30,406	27,786.72
4	Cachar	163	48,064	33,113.24	25,663	15,255.36	36	2,415.20	7,612	13,112.25	81,375	63,896.05
5	Charaideo	36	10,618	6,923.54	6,424	6,440.86	10	4.05	2,549	1,428.66	19,601	14,797.11
6	Chirang	36	19,517	14,422.67	7,150	7,037.73	16	7.95	1,668	1,535.32	28,351	23,003.67
7	Darrang	68	31,205	24,806.74	31,436	16,240.12	319	187.33	4,125	4,326.28	67,085	45,560.47
8	Dhemaji	46	23,942	18,622.66	16,437	11,615.05	5	2.22	4,881	3,613.71	45,265	33,853.64
9	Dhubri	88	30,235	20,427.50	17,221	11,954.20	81	13.06	4,252	4,836.94	51,789	37,231.70
10	Dibrugarh	183	64,602	49,377.25	37,365	20,159.08	238	2,534.68	12,862	22,950.18	1,15,067	95,021.19
11	Dimahasao	30	1,558	747.21	1,443	1,608.06	0	0	245	388.78	3,246	2,744.05
12	Goalpara	72	28,268	19,416.55	13,695	10,883.22	17	15.88	5,078	3,336.87	47,058	33,652.52
13	Golaghat	122	49,705	31,121.01	37,413	24,462.07	81	106.63	10,025	15,428.39	97,224	71,118.10
14	Hailakandi	45	17,655	10,795.68	4,847	4,311.07	4	2.07	1,884	2,075.63	24,390	17,184.45
15	Jorhat	134	41,025	31,523.30	33,705	22,070.79	288	1,270.78	7,587	27,202.64	82,605	82,067.51
16	Kamrup	175	66,079	49,216.04	58,318	26,850.52	34	51.34	13,133	9,232.91	1,37,564	85,350.81
17	Kamrupmetro	419	12,056	14,855.93	90,183	1,49,829.12	74	6,810.43	3,719	69,621.35	1,06,032	2,41,116.83
18	Karbianglong	65	33,673	17,716.74	14,433	15,408.78	2	0.37	2,000	687.68	50,108	33,813.57
19	Karimganj	89	24,969	18,106.95	11,771	8,379.08	13	9.88	4,663	7,360.97	41,416	33,856.88
20	Kokrajhar	53	23,821	20,296.77	9,540	7,439.47	12	1.97	1,535	1,394.88	34,908	29,133.09
21	Lakhimpur	93	53,981	39,329.98	36,715	18,810.07	18	23.05	10,694	7,955.94	1,01,408	66,119.04
22	Majuli	16	4,789	2,726.82	3,181	3,010.79	2	1.78	541	752.24	8,513	6,491.63
23	Morigaon	67	37,314	27,878.79	21,759	13,559.45	39	79.61	7,518	6,872.10	66,630	48,389.95
24	Nagaon	210	96,321	65,190.88	83,618	41,432.95	188	1,331.31	16,830	17,335.44	1,96,957	1,25,290.58
25	Nalbari	87	28,908	20,596.10	42,512	19,030.17	14	110.10	3,684	3,767.01	75,118	43,503.38
26	Sibsagar	105	23,586	15,907.87	37,016	16,194.23	58	81.19	9,378	9,299.23	70,038	41,482.52
27	Sonitpur	185	54,057	42,968.51	53,862	39,361.86	73	835.02	11,309	13,030.48	1,19,301	96,195.87
28	Southsalmara	12	2,447	1,155.18	891	1,311.94	0	0	31	113.39	3,369	2,580.51
29	Tinsukia	149	46,412	41,765.96	29,043	17,023.59	176	1,584.26	6,835	21,495.50	82,466	81,869.31
30	Udalguri	49	33,704	23,835.51	14,978	10,944.44	3	1.37	2,452	1,239.76	51,137	36,021.08
31	Westkarbi	22	10,689	4,845.54	3,963	4,133.42	1	0	162	59.42	14,815	9,038.38
Grand Total		3,061	10,01,114	7,35,519.34	8,24,614	5,94,899.60	1,841	17,581.95	1,69,921	2,83,403.68	19,97,490	16,31,404.57

Bank-wise Progress under MSME (PS) Outstanding Report of Assam as on date 30.06.2023

(Amount in Rs. Lakhs)

Sl No.	Bank Name	Total Branch	Micro No.	Micro Amt.	Small No.	Small Amt.	Medium No.	Medium Amt.	Other MSME No.	Other MSME Amt.	MSME Total O/S No.	MSME Total O/S Amount
1	BOB	67	17527	113541.97	412	27962.92	40	8008.79	0	0	17979	149513.68
2	BOI	52	15369	37860.46	124	7250.68	16	4338.28	0	0	15509	49449.42
3	BOM	18	579	2522.66	90	1655.69	22	2303.54	124	455.97	815	6937.86
4	CAN	109	23577	96689.97	1493	52904.24	55	12574.52	597	1182.96	25722	163351.69
5	CBI	119	21882	59881.98	531	19184.81	5	668.66	0	0	22418	79735.45
6	IND	114	20549	63173.35	1976	61891.4	68	28813.86	1	4986.29	22594	158864.9
7	IOB	31	4208	17633.58	79	8558.86	12	3866.72	0	0	4299	30059.16
8	PNB	295	70965	212710.36	12922	140891.68	442	27618.89	0	0	84329	381220.93
9	PSB	14	2246	11317.63	191	2027.68	2	25.19	26	17.09	2465	13387.59
10	SBI	388	45838	398551.81	4991	307531.27	200	105763.36	0	0	51029	811846.44
11	UCO	142	34754	96894.63	649	23853.43	10	4407.23	0	0	35413	125155.29
12	UNI	87	23281	66490.46	542	21102.19	37	12139.81	0	0	23860	99732.46
Public	Total	1436	280775	1177268.86	24000	674814.85	909	210528.85	748	6642.31	306432	2069254.87
1	AXIS	94	5165	74128.3	1150	59407.69	426	34732.77	0	0	6741	168268.76
2	BAND	482	2823	18406.88	18	737.52	0	0	0	0	2841	19144.4
3	FED	13	467	22421	147	16566.84	38	8204.76	0	0	652	47192.6
4	HDFC	109	7184	143732.72	2962	145979.7	650	69879.65	0	0	10796	359592.07
5	ICICI	94	1676	71517.63	1259	98969.72	197	22024.9	0	0	3132	192512.25
6	IDBI	30	2507	15873.74	62	7054.39	12	4533.66	45	19439.85	2626	46901.64
7	IDFC	3	350	2086	54	1255	4	82	0	0	408	3423
8	INDUS	39	6394	35329.92	1066	10901.17	223	3953.31	0	0	7683	50184.4
9	KBL	2	54	5656.84	20	6492.17	4	2637.04	0	0	78	14786.05
10	KMB	5	412	7155.95	140	3346.19	103	3192.47	0	0	655	13694.61
11	RBL	1	0	0	0	0	0	0	0	0	0	0
12	SIB	2	51	6023.37	0	0	0	0	0	0	51	6023.37
13	YES	11	433	7706.26	318	11124.94	114	2776.08	0	0	865	21607.28
Private	Total	885	27516	410038.61	7196	361835.33	1771	152016.64	45	19439.85	36528	943330.43
1	AU	1	0	0	0	0	0	0	0	0	0	0
2	ESAF	3	8247	1952.64	0	0	0	0	0	0	8247	1952.64
3	JSF	14	126	998	0	0	0	0	0	0	126	998
4	NESFB	167	178738	81255.58	0	0	0	0	41455	31097.52	220193	112353.1
5	UJJ	18	255	1688.85	0	0	0	0	0	0	255	1688.85
6	USFB	2	0	0	0	0	0	0	0	0	0	0
SFB	Total	205	187366	85895.07	0	0	0	0	41455	31097.52	228821	116992.59
1	AGVB	468	96364	115859.53	33	5944.95	0	0	0	0	96397	121804.48
RRB	Total	468	96364	115859.53	33	5944.95	0	0	0	0	96397	121804.48
1	AACB	67	4133	1275.34	0	0	0	0	43	205.1	4176	1480.44
All Banks	Total	3061	596154	1790337.41	31229	1042595.13	2680	362545.49	42291	57384.78	672354	3252862.81
1	NEDFi	0	0	0	0	0	0	0	0	76141.45	0	76141.45
Grand Total		3061	596154	1790337.41	31229	1042595.13	2680	362545.49	42291	133526.2	672354	3329004.26

**Districtwise Progress under MSME (PS) OUTSTANDING Report of Assam as on date 30.06.2023
(Excluding NEDFi)**

(Amount in Rs.Lakhs)

Sl No.	District Name	Total Branch	Micro No.	Micro Amt.	Small No.	Small Amt.	Medium No.	Medium Amt.	Other MSME No.	Other MSME Amt.	MSME Total O/S No.	MSME Total O/S Amount
1	Baksa	57	14,799	14,066.28	140	2,859.22	1	600.00	1,665	1,334.86	16,605	18,860.36
2	Barpeta	124	28,056	59,483.89	714	16,964.94	44	1,869.51	1,630	991.74	30,444	79,310.08
3	Bongaigaon	61	12,219	30,767.47	731	17,229.85	42	2,159.53	1,268	597.69	14,260	50,754.54
4	Cachar	163	30,530	81,088.27	1,342	31,648.81	101	9,682.86	1,459	1,458.20	33,432	1,23,878.14
5	Charaideo	36	5,458	11,468.18	171	1,136.35	5	151.04	55	48.02	5,689	12,803.59
6	Chirang	36	8,358	11,580.35	131	2,576.01	3	674.69	748	445.85	9,240	15,276.90
7	Darrang	68	15,282	31,181.65	375	8,609.13	15	956.61	936	611.20	16,608	41,358.59
8	Dhemaji	46	16,893	20,279.62	446	6,304.85	7	94.76	1,536	1,353.96	18,882	28,033.19
9	Dhubri	88	17,269	30,769.64	670	8,735.21	8	1,122.46	245	231.50	18,192	40,858.81
10	Dibrugarh	183	35,900	1,12,190.14	1,901	67,704.85	212	9,777.81	1,452	805.20	39,465	1,90,478.00
11	Dimahasao	30	2,860	5,031.59	89	542.19	0	0	4	2.31	2,953	5,576.09
12	Goalpara	72	17,265	22,284.67	286	9,922.01	4	1024.4	454	371.75	18,009	33,602.83
13	Golaghat	122	19,383	37,557.62	987	19,195.20	23	1,026.33	2,494	1,703.87	22,887	59,483.02
14	Hailakandi	45	8,283	16,212.42	233	6,597.00	3	3.05	363	308.52	8,882	23,120.99
15	Jorhat	134	25,633	77,627.43	1,253	41,769.38	142	19,925.88	2,366	1,866.27	29,394	1,41,188.96
16	Kamrup	175	35,867	81,422.44	1,475	27,478.42	98	3375.39	3,447	2,443.20	40,887	1,14,719.45
17	Kamrupmetro	419	74,002	6,69,442.48	13,089	5,95,102.56	1,556	2,82,327.97	2,202	27,825.91	90,849	15,74,698.92
18	Karbianglong	65	11,193	14,885.41	214	1,623.86	0	0	194	166.17	11,601	16,675.44
19	Karimganj	89	11,905	26,246.88	492	7,694.65	25	1,241.03	1,597	1,419.46	14,019	36,602.02
20	Kokrajhar	53	8,403	15,159.88	222	5,995.43	0	0	38	11.05	8,663	21,166.36
21	Lakhimpur	93	28,190	41,530.16	966	19,529.94	53	2,634.15	6,925	4,732.92	36,134	68,427.17
22	Majuli	16	2,625	5,297.22	59	743.56	1	2.47	589	462.55	3,274	6,505.80
23	Morigaon	67	12,842	23,553.02	252	3,189.48	17	1,322.30	1,778	1,218.88	14,889	29,283.68
24	Nagaon	210	38,026	78,947.66	1,223	34,270.55	90	6017.37	1,125	955.01	40,464	1,20,190.59
25	Nalbari	87	16,303	29,587.04	339	8,110.53	12	81.81	1,283	1,162.10	17,937	38,941.48
26	Sibsagar	105	20,593	48,929.77	753	24,561.54	25	4,283.49	1,270	784.42	22,641	78,559.22
27	Sonitpur	185	36,582	83,911.06	1,163	30,639.47	137	5,118.17	2,375	1,661.83	40,257	1,21,330.53
28	Southalmara	12	1,754	4,098.14	34	436.77	1	17.78	0	0	1,789	4,552.69
29	Tinsukia	149	26,170	88,954.33	1,289	40,386.40	55	7,054.63	1,040	889.76	28,554	1,37,285.12
30	Udalguri	49	11,833	15,723.45	188	1,030.71	0	0	1,753	1,520.58	13,774	18,274.74
31	Westkarbi	22	1,678	1,059.25	2	6.26	0	0	0	0	1,680	1,065.51
Grand Total		3,061	5,96,154	17,90,337.41	31,229	10,42,595.13	2,680	3,62,545.49	42,291	57,384.78	6,72,354	32,52,862.81

Bank-wise Progress under Other Priority Sector (OPS) OUTSTANDING Report of Assam as on date 30.06.2023

(Amount in Rs. Lakhs)

SI No.	Bank Name	Total Branch	Export No.	Export Amt.	Education PS No.	Education PS Amt.	Housing PS No.	Housing PS Amt.	Social Infra No.	Social Infra Amt.	Renewable No.	Renewable Amt.	Other PS No.	Other PS Amt.	OPS Total O/S No.	OPS Total O/S Amount
1	BOB	67	0	0	526	1,827.81	3,256	41,276.00	5	125.18	0	0	8	391.00	3,795	43,619.99
2	BOI	52	0	0	201	513.34	530	5,527.80	0	0	0	0	0	0	731	6,041.14
3	BOM	18	0	0	28	138.43	334	4,555.22	0	0	0	0	54	276.02	416	4,969.67
4	CAN	109	0	0	953	2,973.20	1,528	15,706.94	1	1.39	0	0	158	134.14	2,640	18,815.67
5	CBI	119	0	0	606	1,891.31	2,241	25,255.20	0	0	0	0	0	0	2,847	27,146.51
6	IND	114	0	0	300	1,018.86	450	3,071.56	0	0	0	0	0	0	750	4,090.42
7	IOB	31	0	0	98	266.40	565	5,817.45	0	0	0	0	24	355.59	687	6,439.44
8	PNB	295	0	0	1,282	4,785.90	10,860	1,18,960.68	3	8.23	0	0	10,355	1,32,327.75	22,500	2,56,082.56
9	PSB	14	0	0	40	137.18	407	3,944.00	1	0.23	0	0	30	33.74	478	4,115.15
10	SBI	388	0	0	8,069	27,011.90	45,132	4,07,214.72	0	0	1	0.49	0	0	53,202	4,34,227.11
11	UCO	142	0	0	557	1,508.42	3,376	27,121.99	0	0	0	0	24,116	24,805.14	28,049	53,435.55
12	UNI	87	0	0	428	2,043.56	1,541	18,355.58	3	0.22	0	0	85	1.47	2,057	20,400.83
Public	Total	1,436	0	0	13,088	44,116.31	70,220	6,76,807.14	13	135.25	1	0.49	34,830	1,58,324.85	1,18,152	8,79,384.04
1	AXIS	94	0	0	158	547.55	459	2,850.91	0	0	0	0	29,256	3,549.87	29,873	6,948.33
2	BAND	482	0	0	0	0	189	1,805.11	0	0	0	0	5,64,780	1,63,051.04	5,64,969	1,64,856.15
3	FED	13	0	0	16	56.66	65	586.58	1	63.7	0	0	0	0	82	706.94
4	HDFC	109	0	0	50	121.72	1,570	5,684.35	0	0	0	0	35,015	5,991.85	36,635	11,797.92
5	ICICI	94	0	0	87	588.68	496	5,920.19	0	0	0	0	11	2.31	594	6,511.18
6	IDBI	30	0	0	69	265.43	630	6,569.38	6	68.59	0	0	0	0	705	6,903.40
7	IDFC	3	0	0	0	0	27	377.00	186	38	0	0	0	0	213	415.00
8	INDUS	39	0	0	0	0	0	0	0	0	0	0	2	0.1	2	0.10
9	KBL	2	0	0	2	5.13	15	146.94	0	0	0	0	0	9	17	161.07
10	KMB	5	0	0	0	0	1	21.82	0	0	0	0	0	0	1	21.82
11	RBL	1	0	0	0	0	0	0	0	0	0	0	6,415	762.47	6,415	762.47
12	SIB	2	0	0	0	0	14	259.32	0	0	0	0	0	0	14	259.32
13	YES	11	0	0	0	0	0	0	0	0	0	0	2	400	2	400
Private	Total	885	0	0	382	1585.17	3,466	24,221.60	193	170.29	0	0	6,35,481	1,73,766.64	6,39,522	1,99,743.70
1	AU	1	0	0	0	0	0	0	0	0	0	0	0	0	0	0
2	ESAF	3	0	0	0	0	4	0.33	0	0	0	0	2,985	572.89	2,989	573.22
3	JSF	14	0	0	0	0	245	252	0	0	0	0	17,928	6,116.00	18,173	6,368.00
4	NESFB	167	0	0	0	0	0	0	0	0	0	0	0	0	0	0
5	UJJ	18	0	0	0	0	3,682	3,159.57	0	0	0	0	27,586	5,455.84	31,268	8,615.41
6	USFB	2	0	0	0	0	0	0	0	0	0	0	0	0	0	0
SFB	Total	205	0	0	0	0	3,931	3,411.90	0	0	0	0	48,499	12,144.73	52,430	15,556.63
1	AGVB	468	0	0	158	367.93	4,352	34,178.85	4	109.84	1,733.00	871.76	1,943	1,760.71	8,190	37,289.09
RRB	Total	468	0	0	158	367.93	4,352	34,178.85	4	109.84	1,733.00	871.76	1,943	1,760.71	8,190	37,289.09
1	AACB	67	0	0	0	0	371	1,578.33	5	5,306.38	0	0	83	41.76	459	6,926.47
Grand Total	Total	3,061	0	0	13,628	46,069.41	82,340	7,40,197.82	215	5,721.76	1,734.00	872.25	7,20,836	3,46,038.69	8,18,753	11,38,899.93

Districtwise Progress under Other Priority Sector (OPS) OUTSTANDING Report of Assam as on date 30.06.2023

(Amount in Rs.Lakhs)

Sl No.	District Name	Total Branch	Export No.	Export Amt.	Education PS No.	Education PS Amt.	Housing PS No.	Housing PS Amt.	Social Infra No.	Social Infra Amt.	Renewable No.	Renewable Amt.	Other PS No.	Other PS Amt.	OPS Total O/S No.	OPS Total O/S Amount
1	Baksa	57	0	0	104	263.58	952	8,631.91	0	0	42	10.30	5,832	1,954.66	6,930	10,860.45
2	Barpeta	124	0	0	456	1,459.47	3,397	29,976.60	0	0	453	212.68	36,740	11,958.10	41,046	43,606.85
3	Bongaigaon	61	0	0	146	537.88	1,866	16,216.19	3	63.7	101	49.06	17,462	6,877.88	19,578	23,744.71
4	Cachar	163	0	0	1104	2,987.17	3,614	25,615.58	3	12.73	15	4.21	78,204	25,309.40	82,940	53,929.09
5	Charaideo	36	0	0	72	198.95	413	3,281.51	0	0	47	18.98	4,816	3,862.46	5,348	7,361.90
6	Chirang	36	0	0	54	204.90	602	5,700.52	0	0	121	39.78	9,110	2,748.51	9,887	8,693.71
7	Darrang	68	0	0	388	1,135.68	1,500	12,975.95	0	0	45	20.99	19,773	7,036.84	21,706	21,169.46
8	Dhemaji	46	0	0	155	463.55	1,630	14,434.93	2	111.45	16	3.71	6,755	2,562.94	8,558	17,576.58
9	Dhubri	88	0	0	176	634.18	1,943	16,543.22	1	0.23	248	146.56	35,284	11,237.05	37,652	28,561.24
10	Dibrugarh	183	0	0	881	2,815.37	4,525	39,133.23	1	7.03	14	4.59	31,241	15,500.66	36,662	57,460.88
11	Dimahasao	30	0	0	34	92.64	443	3,228.26	0	0	0	0	34	115.90	511	3,436.80
12	Goalpara	72	0	0	143	537.78	1,097	10,075.01	1	0.06	432	275.94	19,286	6,547.64	20,959	17,436.43
13	Golaghat	122	0	0	385	1,217.83	2,312	18,241.97	0	0	2	0.54	29,425	9,652.49	32,124	29,112.83
14	Hailakandi	45	0	0	79	216.82	945	6,558.25	0	0	23	12.70	12,970	4,513.84	14,017	11,301.61
15	Jorhat	134	0	0	850	2,709.13	4,321	37,857.23	2	58.93	0	0	24,835	10,096.27	30,008	50,721.56
16	Kamrup	175	0	0	1344	4,383.78	4,741	31,943.03	0	0	13	5.43	63,973	20,564.12	70,071	56,896.36
17	Kamrupmetro	419	0	0	3574	14,607.98	17,774	2,09,148.29	191	4432.29	0	0	47,483	20,243.87	69,022	2,48,432.43
18	Karbianglong	65	0	0	115	284.95	2,162	21,697.45	0	0	0	0	3,310	1,522.61	5,587	23,505.01
19	Karimganj	89	0	0	125	336.40	1,166	6,520.46	0	0	9	2.88	35,725	17,550.48	37,025	24,410.22
20	Kokrajhar	53	0	0	112	346.01	1,044	10,203.05	1	900.44	0	0	19,393	5,923.76	20,550	17,373.26
21	Lakhimpur	93	0	0	330	922.17	3,338	26,925.39	2	0.83	83	37.16	21,471	15,583.85	25,224	43,469.40
22	Majuli	16	0	0	33	60.56	303	2,109.03	0	0	0	0	1,130	8,670.79	1,466	10,840.38
23	Morigaon	67	0	0	143	427.28	1,633	11,361.21	1	0.16	22	9.03	14,808	21,657.48	16,607	33,455.16
24	Nagaon	210	0	0	493	1,663.16	5,059	40,744.10	3	122.65	2	1.57	64,194	45,952.16	69,751	88,483.64
25	Nalbari	87	0	0	387	1,268.48	2,547	21,708.42	1	8.03	9	2.27	21,194	8,972.44	24,138	31,959.64
26	Sibsagar	105	0	0	320	1,024.46	2,660	21,845.68	1	3.09	11	4.69	19,950	10,671.14	22,942	33,549.06
27	Sonitpur	185	0	0	693	2,237.54	4,927	38,813.01	0	0	1	0.44	44,812	32,550.47	50,433	73,601.46
28	Southsalmara	12	0	0	13	49.64	277	2,814.89	0	0	6	4.38	300	473.57	596	3,342.48
29	Tinsukia	149	0	0	610	2,136.07	2,921	24,051.24	2	0.14	12	3.57	22,810	12,354.34	26,355	38,545.36
30	Udalguri	49	0	0	293	784.01	1,662	15,906.42	0	0	1	0.28	8,507	3,369.10	10,463	20,059.81
31	Westkarbi	22	0	0	16	61.99	566	5,935.79	0	0	6	0.51	9	3.87	597	6,002.16
Grand Total		3,061	0	0	13,628	46,069.41	82,340	7,40,197.82	215	5,721.76	1,734	872.25	7,20,836	3,46,038.69	8,18,753	11,38,899.93

Bankwise Progress under Agri (PS) NPA OUTSTANDING Report of Assam as on date 30.06.2023

(Amount in Rs. Lakhs)

Sl No.	Bank Name	Total Branch	Crop No	Crop Amt	Term Loan No	Term Loan Amt	Agri Infra No	Agri Infra Amt	Ancillary No	Ancillary Amt	Tot Agri (PS) NPA No.	Tot Agri (PS) NPA Amt.
1	BOB	67	1,060	549.39	357	1,356.75	3	6.00	51	176.99	1,471	2,089.13
2	BOI	52	3,443	1,428.85	1,878	1,173.26	0	0	54	103.15	5,375	2,705.26
3	BOM	18	317	138.58	16	53.07	0	0	0	0	333	191.65
4	CAN	109	2,770	1,777.73	1,597	5,132.49	3	204.98	85	298.85	4,455	7,414.05
5	CBI	119	44,961	20,203.95	4,961	3,938.77	2	0.37	244	329.04	50,168	24,472.13
6	IND	114	16,786	9,241.00	1,905	2,087.40	6	9.22	174	1,677.79	18,871	13,015.41
7	IOB	31	1,061	685.81	317	330.86	0	0	0	0	1,378	1,016.67
8	PNB	295	41,705	55,065.05	1,209	1,918.44	113	332.07	6347	9,930.51	49,374	67,246.07
9	PSB	14	180	62.76	57	83.12	0	0	0	0	237	145.88
10	SBI	388	1,53,267	84,149.26	895	1,165.60	0	0	448	557.80	1,54,610	85,872.66
11	UCO	142	33,353	16,506.67	12,308	8,941.70	1	0.80	26	69.90	45,688	25,519.07
12	UNI	87	5,766	3,624.31	1,659	1,452.63	6	2.26	130	613.93	7,561	5,693.13
Public	Total	1,436	3,04,669	1,93,433.36	27,159	27,634.09	134	555.70	7559	13,757.96	3,39,521	2,35,381.11
1	AXIS	94	264	1,521.43	3,169	952.16	0	0	3	224.89	3,436	2,698.48
2	BAND	482	0	0	36,291	18,432.32	33	2.92	11427	5,652.81	47,751	24,088.05
3	FED	13	56	38.99	3	52.34	0	0	5	76.28	64	167.61
4	HDFC	109	0	0	48,013	8,814.88	0	0	2	414.41	48,015	9,229.29
5	ICICI	94	340	2,117.04	39	27.44	0	0	0	0	379	2,144.48
6	IDBI	30	2,653	1,242.45	1,678	1,258.78	2	0.37	27	418.9	4,360	2,920.50
7	IDFC	3	0	0	30	3.00	0	0	0	0	30	3.00
8	INDUS	39	0	0	253	44.60	0	0	0	0	253	44.60
9	KBL	2	0	0	0	0	0	0	0	0	0	0
10	KMB	5	0	0	0	0	0	0	0	0	0	0
11	RBL	1	0	0	1,308	76.60	0	0	0	0	1,308	76.60
12	SIB	2	0	0	0	0	0	0	0	0	0	0
13	YES	11	0	0	0	0	0	0	0	0	0	0
Private	Total	885	3,313	4,919.91	90,784	29,662.12	35	3.29	11,464	6,787.29	1,05,596	41,372.61
1	AU	1	0	0	0	0	0	0	0	0	0	0
2	ESAF	3	0	0	1,820	383.01	0	0	0	0	1,820	383.01
3	JSF	14	0	0	631	152.00	0	0	0	0	631	152.00
4	NESFB	167	6,721	1,598.58	9,068	2,322.08	0	0	4,276	1,191.69	20,065	5,112.35
5	UJJ	18	0	0	16,398	2,114.48	0	0	0	0	16,398	2,114.48
6	USFB	2	0	0	0	0	0	0	0	0	0	0
SFB	Total	205	6,721	1,598.58	27,917	4,971.57	0	0	4,276	1,191.69	38,914	7,761.84
1	AGVB	468	70,580	35,005.60	57,315	35,676.53	13	70.07	0	0	1,27,908	70,752.20
RRB	Total	468	70,580	35,005.60	57,315	35,676.53	13	70.07	0	0	1,27,908	70,752.20
1	AACB	67	5,944	2,591.94	0	0	0	0	2,693	1,511.24	8,637	4,103.18
Grand Total	Total	3,061	3,91,227	2,37,549.39	2,03,175	97,944.31	182	629.06	25,992	23,248.18	6,20,576	3,59,370.94

Districtwise Progress under Agri (PS) NPA OUTSTANDINGS Report of Assam as on date 30.06.2023

(Amount in Rs.Lakhs)

Sl No	District Name	Total Branch	Crop No	Crop Amt	Term Loan No	Term Loan Amt	Agri Infra No	Agri Infra Amt	Ancillary No	Ancillary Amt	Tot Agri (PS) NPA No.	Tot Agri (PS) NPA Amt.
1	Baksa	57	6,439	3,404.55	4,589	2,648.33	1	1.68	534	228.79	11,563	6,283.35
2	Barpeta	124	20,311	12,406.53	16,939	6,572.01	5	2.96	1,022	666.60	38,277	19,648.10
3	Bongaigaon	61	2,842	1,617.58	2,231	749.93	0	0	333	311.06	5,406	2,678.57
4	Cachar	163	18,244	13,860.30	5,470	3,292.42	2	51.94	1,636	1,882.07	25,352	19,086.73
5	Charaideo	36	2,557	2,135.52	1,345	801.21	11	0.85	346	232.90	4,259	3,170.48
6	Chirang	36	7,289	3,856.07	2,268	1,509.73	0	0	191	181.60	9,748	5,547.40
7	Darrang	68	12,821	7,847.00	9,575	4,982.22	3	4.87	501	446.01	22,900	13,280.10
8	Dhemaji	46	8,458	5,155.70	2,767	1,694.51	2	0.24	494	393.32	11,721	7,243.77
9	Dhubri	88	13,964	7,291.30	5,548	2,796.64	8	0.99	763	610.45	20,283	10,699.38
10	Dibrugarh	183	28,721	18,332.23	8,476	4,067.05	3	7.55	1,664	1,957.71	38,864	24,364.54
11	Dimahasao	30	474	177.53	270	157.39	0	0	28	22.31	772	357.23
12	Goalpara	72	8,742	4,337.87	4,445	3,491.55	7	1.75	1,129	731.04	14,323	8,562.21
13	Golaghat	122	22,092	11,355.22	8,476	3,433.88	0	0	1,289	1,088.69	31,857	15,877.79
14	Hailakandi	45	6,647	3,853.92	1,693	1,088.27	0	0	288	215.28	8,628	5,157.47
15	Jorhat	134	19,229	9,761.82	8,177	3,390.51	5	45.12	1,060	705.84	28,471	13,903.29
16	Kamrup	175	27,564	16,451.88	12,410	5,166.63	8	19.25	2,380	1,489.41	42,362	23,127.17
17	Kamrupmetro	419	5,958	4,175.55	7,661	7,809.16	4	407.26	687	2,843.81	14,310	15,235.78
18	Karbianglong	65	7,863	3,610.18	1,801	955.54	0	0	216	177.73	9,880	4,743.45
19	Karimganj	89	7,976	6,966.51	4,975	2,546.13	1	0.23	966	1,200.53	13,918	10,713.40
20	Kokrajhar	53	9,583	5,208.72	1,822	1,317.56	5	0.12	113	111.41	11,523	6,637.81
21	Lakhimpur	93	18,138	12,654.11	9,499	3,593.87	0	0	1,208	918.15	28,845	17,166.13
22	Majuli	16	1,672	906.25	949	775.78	0	0	49	60.93	2,670	1,742.96
23	Morigaon	67	10,819	8,560.32	6,387	3,576.03	10	8.8	875	726.17	18,091	12,871.32
24	Nagaon	210	44,773	25,454.49	25,628	9,495.70	54	48.13	3,117	2,550.15	73,572	37,548.47
25	Nalbari	87	12,852	6,425.61	14,700	4,480.78	8	8.21	587	480.35	28,147	11,394.95
26	Sibsagar	105	9,379	5,168.33	6,267	2,897.50	3	2.43	1,423	793.54	17,072	8,861.80
27	Sonitpur	185	16,136	10,631.71	13,606	6,751.00	40	16.14	1,736	1,148.19	31,518	18,547.04
28	Southsalmara	12	1,654	512.88	304	357.60	0	0	1	0.97	1,959	871.45
29	Tinsukia	149	16,734	12,757.50	5,585	2,752.02	1	0.54	836	876.21	23,156	16,386.27
30	Udalguri	49	19,415	11,819.87	8,402	4,507.14	0	0	441	165.98	28,258	16,492.99
31	Westkarbi	22	1,881	852.34	910	286.22	1	0	79	30.98	2,871	1,169.54
Grand Total		3,061	3,91,227	2,37,549.39	2,03,175	97,944.31	182	629.06	25,992	23,248.18	6,20,576	3,59,370.94

Bankwise Progress under MSME (PS) NPA OUTSTANDING Report of Assam as on date 30.06.2023

(Amount in Rs. Lakhs)

Sl No.	Bank Name	Total Branch	Micro No	Micro Amt	Small No	Small Amt	Medium No	Medium Amt	KVIC No	KVIC Amt	Other MSME No	Other MSME Amt	Tot MSME (PS) NPA No.	Tot MSME (PS) NPA Amt.
1	BOB	67	3,159	10,024.58	18	1852.8	0	0	55	39.82	0	0	3,232	11,917.20
2	BOI	52	3,500	7,913.17	27	3,582.32	0	0	0	0	0	0	3,527	11,495.49
3	BOM	18	87	116.45	18	604.56	0	0	0	0	85	165.77	190	886.78
4	CAN	109	6,008	13,532.16	426	9,060.90	13	1,555.55	0	0	243	196.97	6,690	24,345.58
5	CBI	119	10,295	11,024.75	116	1,189.42	2	93.12	1,747	2,355.36	0	0	12,160	14,662.65
6	IND	114	8,353	13,580.00	768	7,330.76	14	318.33	0	0	0	0	9,135	21,229.09
7	IOB	31	958	2,000.71	6	892.13	0	0	51	63.3	0	0	1,015	2,956.14
8	PNB	295	3,382	37,543.97	761	30,034.97	66	5,545.94	0	0	0	0	4,209	73,124.88
9	PSB	14	506	393.47	80	361.92	0	0	0	0	2	1.43	588	756.82
10	SBI	388	1259	6,323.11	188	5,165.53	11	836.28	20	34.53	0	0	1,478	12,359.45
11	UCO	142	16534	26598.87	168	3,242.07	1	212.66	537	1306.13	0	0.00	17,240	31,359.73
12	UNI	87	6698	7083.93	206	1,107.55	0	0	0	0	0	0	6,904	8,191.48
Public Total		1,436	60,739	1,36,135.17	2,782	64,424.93	107	8,561.88	2,410	3,799.14	330	364.17	66,368	2,13,285.29
1	AXIS	94	124	1,858.43	26	916.94	0	0	0	0	0	0	150	2,775.37
2	BAND	482	24	108.89	0	0	0	0	0	0	0	0	24	108.89
3	FED	13	61	46.13	3	193.05	0	0	0	0	0	0	64	239.18
4	HDFC	109	87	977.22	48	1,763.42	18	297.32	0	0	0	0	153	3,037.96
5	ICICI	94	24	808.68	6	479.27	15	76.9	0	0	0	0	45	1,364.85
6	IDBI	30	719	3,843.33	8	346.73	0	0	0	0	0	0	727	4,190.06
7	IDFC	3	8	81	2	4	0	0	0	0	0	0	10	85.00
8	INDUS	39	369	833.08	34	156.04	0	0	0	0	0	0	403	989.12
9	KBL	2	11	184.15	4	1313.39	0	0	0	0	0	0	15	1,497.54
10	KMB	5	2	37.12	0	0	0	0	0	0	0	0	2	37.12
11	RBL	1	0	0	0	0	0	0	0	0	0	0	0	0
12	SIB	2	8	439.27	0	0	0	0	0	0	0	0	8	439.27
13	YES	11	15	207.72	0	0	0	0	0	0	0	0	15	207.72
Private Total		885	1,452	9,425.02	131	5,172.84	33	374.22	0	0	0	0	1,616	14,972.08
1	AU	1	0	0	0	0	0	0	0	0	0	0	0	0
2	ESAF	3	3,447	809.42	0	0	0	0	0	0	0	0	3,447	809.42
3	JSF	14	8	1	3	0	0	0	0	0	0	0	11	1
4	NESFB	167	22,592	6,440.53	0	0	0	0	0	0	1,959	761.51	24,551	7,202.04
5	UJJ	18	77	15.06	2	0.27	0	0	0	0	0	0	79	15.33
6	USFB	2	0	0	0	0	0	0	0	0	0	0	0	0
SFB Total		205	26,124	7,266.01	5	0.27	0	0	0	0	1959	761.51	28,088	8,027.79
1	AGVB	468	44,678	39,178.19	9	1,765.12	0	0	5,795	8,380.50	0	0	50,482	49,323.81
RRB Total		468	44,678	39,178.19	9	1,765.12	0	0	5,795	8,380.50	0	0	50,482	49,323.81
1	AACB	67	2,103	650.43	0	0	0	0	0	0	0	0	2,103	650.43
Grand Total		3,061	1,35,096	1,92,654.82	2,927	71,363.16	140	8,936.10	8,205	12,179.64	2,289	1,125.68	1,48,657	2,86,259.40

Districtwise Progress under MSME (PS) NPA OUTSTANDING Report of Assam as on date 30.06.2023

(Amount in Rs.Lakhs)

Sl No.	District Name	Total Branch	Micro No	Micro Amt	Small No	Small Amt	Medium No	Medium Amt	KVIC No	KVIC Amt	Other MSME No	Other MSME Amt	Tot MSME (PS) NPA No.	Tot MSME (PS) NPA Amt.
1	Baksa	57	4,310	3,157.36	17	30.45	0	0	595	754.42	28	9.58	4,950	3,951.81
2	Barpeta	124	7,302	8,476.17	76	443.69	2	9.58	228	378.27	102	35.90	7,710	9,343.61
3	Bongaigaon	61	1,578	1,699.22	62	626.62	2	155.2	214	275.85	40	13.01	1,896	2,769.90
4	Cachar	163	5,001	7,486.40	79	1,638.35	4	86.4	203	292.99	15	10.15	5,302	9,514.29
5	Charaideo	36	1,470	1,568.99	14	265.08	0	0	74	138.28	2	0.45	1,560	1,972.80
6	Chirang	36	2,220	2,098.85	27	61.12	0	0	755	843.58	6	4.21	3,008	3,007.76
7	Darrang	68	3,996	4,757.08	67	802.37	2	8.02	316	481.98	126	80.71	4,507	6,130.16
8	Dhemaji	46	2,601	2,627.73	35	703.82	1	5.48	127	204.44	81	27.91	2,845	3,569.38
9	Dhubri	88	4,973	3,384.29	36	226.33	1	9.6	397	491.99	4	0.45	5,411	4,112.66
10	Dibrugarh	183	7,562	9,723.41	294	4,738.78	8	456.98	232	384.76	132	37.40	8,228	15,341.33
11	Dimahasao	30	279	221.13	7	18.90	0	0	12	33.71	1	0.02	299	273.76
12	Goalpara	72	3,912	3,643.44	29	932.10	0	0	292	398.14	41	36.28	4,274	5,009.96
13	Golaghat	122	3,990	4,336.50	147	1,114.06	4	9.68	108	177.54	225	57.48	4,474	5,695.26
14	Hailakandi	45	1,874	1,872.39	34	411.95	0	0	211	333.88	22	14.16	2,141	2,632.38
15	Jorhat	134	5,284	6,650.50	198	4,199.76	6	668.95	108	153.55	223	47.02	5,819	11,719.78
16	Kamrup	175	8,518	8,753.46	159	374.52	22	302.25	498	876.20	93	37.14	9,290	10,343.57
17	Kamrupmetro	419	15,452	64,019.56	902	47,762.16	71	6657.06	141	215.87	73	137.85	16,639	1,18,792.50
18	Karbianglong	65	1,747	987.17	3	27.50	0	0	97	26.07	8	2.43	1,855	1,043.17
19	Karimganj	89	3,201	2,895.93	36	466.74	1	99.04	113	174.87	115	64.09	3,466	3,700.67
20	Kokrajhar	53	2,915	2,951.21	12	29.85	0	0	747	894.78	3	0.87	3,677	3,876.71
21	Lakhimpur	93	5,601	6,276.18	77	1,239.44	2	68.8	114	184.34	278	154.43	6,072	7,923.19
22	Majuli	16	521	488.33	3	66.15	0	0	18	16.99	40	16.78	582	588.25
23	Morigaon	67	2,956	3,502.18	19	138.79	1	35.2	255	387.84	56	11.25	3,287	4,075.26
24	Nagaon	210	8,200	10,057.62	173	1,531.12	1	32	348	520.03	119	136.21	8,841	12,276.98
25	Nalbari	87	5,000	4,763.54	50	302.55	1	0.28	447	744.13	39	15.10	5,537	5,825.60
26	Sibsagar	105	4,399	4,176.66	92	678.28	0	0	132	298.92	161	44.44	4,784	5,198.30
27	Sonitpur	185	8,920	8,733.55	148	1,308.34	10	219.58	403	787.98	137	45.45	9,618	11,094.90
28	Southsalmara	12	852	1,055.98	1	1.56	0	0	168	293.68	0	0.00	1,021	1,351.22
29	Tinsukia	149	4,836	6,552.44	113	1,125.36	1	112	259	384.73	71	62.17	5,280	8,236.70
30	Udalguri	49	5,035	5,593.13	16	97.31	0	0	593	1,029.83	48	22.74	5,692	6,743.01
31	Westkarbi	22	591	144.42	1	0.11	0	0	0	0	0	0.00	592	144.53
Grand Total		3,061	1,35,096	1,92,654.82	2,927	71,363.16	140	8,936.10	8,205	12,179.64	2,289	1,125.68	1,48,657	2,86,259.40

Bankwise Progress under Other (Priority Sector) NPA OUTSTANDING Report of Assam as on date 30.06.2023

(Amount in Rs. Lakhs)

Sl No.	Bank Name	Total Branch	Export No	Export Amt	Education PS No	Education PS Amt	Housing PS No	Housing PS Amt	Social Infra No	Social Infra Amt	Renewable No	Renewable Amt	Other PS No	Other PS Amt	Tot Other (PS) NPA No.	Tot Other (PS) NPA Amt.
1	BOB	67	0	0.00	25	60.77	62	451.31	0	0.00	0	0.00	0	0	87	512.08
2	BOI	52	0	0.00	15	21.41	16	90.94	0	0.00	0	0.00	22	18.95	53	131.3
3	BOM	18	0	0.00	2	4.20	3	49.00	0	0.00	0	0.00	7	24	12	77.2
4	CAN	109	0	0.00	60	156.07	45	310.87	0	0.00	0	0.00	6	2.08	111	469.02
5	CBI	119	0	0.00	139	317.11	136	825.09	0	0.00	0	0.00	0	0	275	1,142.20
6	IND	114	0	0.00	64	101.90	23	145.69	0	0.00	0	0.00	0	0	87	247.59
7	IOB	31	0	0.00	3	10.67	19	127.27	0	0.00	0	0.00	15	13.18	37	151.12
8	PNB	295	0	0.00	292	985.88	1,073	4886.02	0	0.00	0	0.00	1,202	4,022.20	2567	9894.1
9	PSB	14	0	0.00	5	13.57	7	22.72	0	0.00	0	0.00	0	0	12	36.29
10	SBI	388	0	0.00	138	492.80	102	480.31	0	0.00	1	0.49	0	0	241	973.60
11	UCO	142	0	0.00	186	504.72	210	1271.38	0	0.00	0	0.00	16,781	7,431.49	17,177	9,207.59
12	UNI	87	0	0.00	0	0.00	0	0.00	2	0.06	0	0.00	47	0.67	49	0.73
Public	Total	1,436	0	0.00	929	2669.10	1,696	8660.60	2	0.06	1	0.49	18,080	11,512.57	20,708	22,842.82
1	AXIS	94	0	0.00	8	4.60	8	72.23	0	0.00	0	0.00	16,887	845.96	16,903	922.79
2	BAND	482	0	0.00	0	0.00	42	261.52	0	0.00	0	0.00	75,483	33,781.93	75,525	34,043.45
3	FED	13	0	0.00	2	2.58	1	2.98	0	0.00	0	0.00	0	0	3	5.56
4	HDFC	109	0	0.00	0	0.00	15	30.00	0	0.00	0	0.00	12,416	2,066.44	12,431	2,096.44
5	ICICI	94	0	0.00	1	3.39	18	212.56	0	0.00	0	0.00	9	1.38	28	217.33
6	IDBI	30	0	0.00	4	8.71	7	41.18	0	0.00	0	0.00	0	0	11	49.89
7	IDFC	3	0	0.00	0	0.00	0	0.00	0	0.00	0	0.00	0	0	0	0
8	INDUS	39	0	0.00	0	0.00	0	0.00	0	0.00	0	0.00	1	0.07	1	0.07
9	KBL	2	0	0.00	0	0.00	1	8.53	0	0.00	0	0.00	0	0	1	8.53
10	KMB	5	0	0.00	0	0.00	0	0.00	0	0.00	0	0.00	0	0	0	0
11	RBL	1	0	0.00	0	0.00	0	0.00	0	0.00	0	0.00	61	2.8	61	2.8
12	SIB	2	0	0.00	0	0.00	0	0.00	0	0.00	0	0.00	0	0	0	0
13	YES	11	0	0.00	0	0.00	0	0.00	0	0.00	0	0.00	0	0	0	0
Priv	Total	885	0	0.00	15	19.28	92	629.00	0	0.00	0	0.00	1,04,857	36,698.58	1,04,964	37,346.86
1	AU	1	0	0.00	0	0.00	0	0.00	0	0.00	0	0.00	0	0	0	0
2	ESAF	3	0	0.00	0	0.00	2	0.18	0	0.00	0	0.00	1,477	255.84	1,479	256.02
3	JSF	14	0	0.00	0	0.00	22	18.00	0	0.00	0	0.00	2,245	493.00	2,267	511.00
4	NESFB	167	0	0.00	0	0.00	0	0.00	0	0.00	0	0.00	0	0	0	0
5	UJJ	18	0	0.00	0	0.00	285	105.17	0	0.00	0	0.00	24,964	3,853	25,249	3,958
6	USFB	2	0	0.00	0	0.00	0	0.00	0	0.00	0	0.00	0	0	0	0
SFB	Total	205	0	0.00	0	0.00	309	123.35	0	0.00	0	0.00	28,686	4,601.94	28,995	4,725.29
1	AGVB	468	0	0.00	54	119.61	856	2122.90	0	0.00	1,708	871.01	1,413	1,349.04	4,031	4,462.56
RRB	Total	468	0	0.00	54	119.61	856	2122.90	0	0.00	1,708	871.01	1,413	1,349.04	4,031	4,462.56
1	AACB	67	0	0.00	0	0.00	0	0.00	0	0.00	0	0.00	0	0	0	0
Grand Total		3,061	0	0	998	2,807.99	2,953	11,535.85	2	0.06	1,709	871.5	1,53,036	54,162.13	1,58,698	69,377.53

Districtwise Progress under Other (Priority Sector) NPA OUTSTANDING report of Assam as on date 30.06.2023

(Amount in Rs.Lakhs)

Sl No.	District Name	Total Branch	Export No	Export Amt	Education PS No	Education PS Amt	Housing PS No	Housing PS Amt	Social Infra No	Social Infra Amt	Renewable No	Renewable Amt	Other PS No	Other PS Amt	Tot Other (PS) NPA No.	Tot Other (PS) NPA Amt.
1	Baksa	57	0	0.00	9	21.01	113	504.85	0	0.00	38	10.30	1,369	424.14	1,529	960.30
2	Barpeta	124	0	0.00	32	77.14	122	463.10	0	0.00	447	212.68	6,715	2,911.79	7,316	3,664.71
3	Bongaigaon	61	0	0.00	9	18.28	46	206.30	0	0.00	100	49.06	3,663	1,327.49	3,818	1,601.13
4	Cachar	163	0	0.00	68	188.66	135	624.83	0	0.00	10	4.21	12,899	5,737.43	13,112	6,555.13
5	Charaideo	36	0	0.00	8	32.09	7	56.94	0	0.00	47	18.98	984	551.25	1,046	659.26
6	Chirang	36	0	0.00	12	33.87	14	18.75	0	0.00	121	39.78	736	309.10	883	401.50
7	Darrang	68	0	0.00	13	26.25	96	331.65	0	0.00	44	20.99	3,997	1,631.91	4,150	2,010.80
8	Dhemaji	46	0	0.00	16	45.62	33	191.62	0	0.00	12	3.71	2,278	842.72	2,339	1,083.67
9	Dhubri	88	0	0.00	17	56.47	58	233.57	0	0.00	247	145.81	8,750	4,099.83	9,072	4,535.68
10	Dibrugarh	183	0	0.00	48	130.57	128	1,126.61	0	0.00	14	4.59	5,143	1,174.03	5,333	2,435.80
11	Dimahasao	30	0	0.00	0	0	15	31.63	0	0.00	0	0.00	5	13.69	20	45.32
12	Goalpara	72	0	0.00	10	32.89	50	149.03	1	0.06	431	275.94	4,793	1,517.97	5,285	1,975.89
13	Golaghat	122	0	0.00	23	50.80	56	233.66	0	0.00	2	0.54	3,623	1,002.91	3,704	1,287.91
14	Hailakandi	45	0	0.00	9	13.58	55	252.44	0	0.00	23	12.70	2,441	1,081.58	2,528	1,360.30
15	Jorhat	134	0	0.00	39	141.49	140	640.95	0	0.00	0	0.00	6,684	1,249.30	6,863	2,031.74
16	Kamrup	175	0	0.00	55	140.83	220	578.72	0	0.00	12	5.43	19,895	5,126.22	20,182	5,851.20
17	Kamrupmetro	419	0	0.00	322	961.02	376	1,539.80	0	0.00	0	0.00	14,268	3,904.80	14,966	6,405.62
18	Karbianglong	65	0	0.00	19	46.34	42	133.49	0	0.00	0	0.00	781	240.48	842	420.31
19	Karimganj	89	0	0.00	9	25.35	61	232.17	0	0.00	9	2.88	6,660	2,591.08	6,739	2,851.48
20	Kokrajhar	53	0	0.00	6	17.53	20	75.96	0	0.00	0	0.00	2,805	875.38	2,831	968.87
21	Lakhimpur	93	0	0.00	27	54.83	124	368.74	0	0.00	83	37.16	3,952	2,073.11	4,186	2,533.84
22	Majuli	16	0	0.00	3	5.95	27	105.00	0	0.00	0	0.00	561	35.63	591	146.58
23	Morigaon	67	0	0.00	16	43.25	173	536.72	0	0.00	22	9.03	1,810	868.06	2,021	1,457.06
24	Nagaon	210	0	0.00	48	176.82	234	887.35	0	0.00	2	1.57	10,911	4,964.23	11,195	6,029.97
25	Nalbari	87	0	0.00	40	105.81	203	535.60	0	0.00	8	2.27	6,967	2,129.74	7,218	2,773.42
26	Sibsagar	105	0	0.00	16	43.66	68	391.20	0	0.00	11	4.69	3,236	937.59	3,331	1,377.14
27	Sonitpur	185	0	0.00	66	136.87	198	543.60	0	0.00	1	0.44	10,083	4,027.80	10,348	4,708.71
28	Southalmara	12	0	0.00	7	29.69	12	32.08	0	0.00	6	4.38	200	228.40	225	294.55
29	Tinsukia	149	0	0.00	30	75.32	88	396.97	1	0.00	12	3.57	3,575	903.71	3,706	1,379.57
30	Udalguri	49	0	0.00	19	74.00	25	88.69	0	0.00	1	0.28	3,250	1,377.11	3,295	1,540.08
31	Westkarbi	22	0	0.00	2	2.00	14	23.83	0	0.00	6	0.51	2	3.65	24	29.99
Grand Total		3,061	0	0.00	998	2,807.99	2,953	11,535.85	2	0.06	1,709	871.50	1,53,036	54,162.13	1,58,698	69,377.53

Bank-wise Sector-wise ACP (PS) Target of Assam for the FY(2023-24)

(Amount in Rs.Lakhs)

Sl No.	Bank Name	Total Branch	Agri A/C Nos.	Agri Amt.	MSME A/C Nos.	MSME Amt.	Other PS A/C Nos.	Other PS Amt.	Total Priority Sector Target A/C Nos.	Total Priority Sector Target Amt.
1	BOB	67	23,867	33,520.36	5,206	55,413.17	2,371	7,846.43	31,444	96,779.96
2	BOI	52	23,402	28,709.47	3,881	27,668.86	2,129	7,008.35	29,412	63,386.68
3	BOM	18	1,855	2,244.94	683	7,699.74	240	734.77	2,778	10,679.45
4	CAN	109	45,537	57,043.76	8,848	90,421.88	3,852	12,713.94	58,237	1,60,179.58
5	CBI	119	72,069	82,242.36	12,000	60,509.50	7,167	18,622.53	91,236	1,61,374.39
6	IND	114	55,755	68,521.32	10,496	72,521.12	5,547	16,054.30	71,798	1,57,096.74
7	IOB	31	12,581	16,345.70	3,135	24,798.34	1,147	3,988.25	16,863	45,132.29
8	PNB	295	1,49,825	1,82,384.92	27,496	1,80,308.89	12,197	39,675.38	1,89,518	4,02,369.19
9	PSB	14	3,714	5,046.70	900	9,081.18	412	1,181.46	5,026	15,309.34
10	SBI	388	2,45,861	2,96,461.59	37,183	2,61,636.29	23,454	71,673.26	3,06,498	6,29,771.14
11	UCO	142	95,336	1,07,640.45	13,391	63,082.99	10,105	27,219.33	1,18,832	1,97,942.77
12	UNI	87	35,286	40,194.00	7,394	88,313.18	3,638	10,453.95	46,318	1,38,961.13
Public	Total	1,436	7,65,088	9,20,355.57	1,30,613	9,41,455.14	72,259	2,17,171.95	9,67,960	20,78,982.66
1	AXIS	94	31,507	42,969.99	5,935	65,074.25	3,073	10,302.03	40,515	1,18,346.27
2	BAND	482	64,903	83,365.76	17,698	85,195.49	26,094	31,692.23	1,08,695	2,00,253.48
3	FED	13	3,258	5,032.64	1,642	32,248.86	595	1,791.85	5,495	39,073.35
4	HDFC	109	33,711	45,465.49	6,494	1,22,221.33	3,515	11,673.43	43,720	1,79,360.25
5	ICICI	94	27,972	35,575.05	7,418	1,25,299.97	2,821	9,431.59	38,211	1,70,306.61
6	IDBI	30	11,806	15,803.10	2,330	35,651.13	1,274	4,014.03	15,410	55,468.26
7	IDFC	3	1,177	1,809.30	569	3,766.00	230	809.40	1,976	6,384.70
8	INDUS	39	5,362	6,657.81	2,804	17,965.92	734	2,055.58	8,900	26,679.31
9	KBL	2	23	96.00	190	7,974.00	134	699.00	347	8,769.00
10	KMB	5	693	1,102.32	344	10,265.33	194	834.80	1,231	12,202.45
11	RBL	1	21	19.00	77	1,636.00	8	177.00	106	1,832.00
12	SIB	2	0	0	155	2,964.00	73	162.00	228	3,126.00
13	YES	11	2,302	2,887.61	573	6,571.25	289	914.63	3,164	10,373.49
Private	Total	885	1,82,735	2,40,784.07	46,229	5,16,833.53	39,034	74,557.57	2,67,998	8,32,175.17
1	AU	1	21	19.00	76	1,408.00	8	177.00	105	1,604.00
2	ESAF	3	70	124	406	6,295.00	95	458.00	571	6,877.00
3	JSF	14	4,406	5,814.63	1,196	9,657.74	3,198	3,022.14	8,800	18,494.51
4	NESFB	167	48,360	61,531.04	7,297	38,983.12	14,883	18,092.13	70,540	1,18,606.29
5	UJJ	18	3,222	5,742.21	940	5,331.58	3,164	2,658.78	7,326	13,732.57
6	USFB	2	119	249.00	96	1,605.00	25	47.00	240	1,901.00
SFB	Total	205	56,198	73,479.88	10,011	63,280.44	21,373	24,455.05	87,582	1,61,215.37
1	AGVB	468	3,75,042	4,22,732.98	39,394	1,62,061.57	31,889	82,381.79	4,46,325	6,67,176.34
RRB	Total	468	3,75,042	4,22,732.98	39,394	1,62,061.57	31,889	82,381.79	4,46,325	6,67,176.34
1	AACB	67	39,839	48,411.73	5,921	26,256.85	3,360	9,439.85	49,120	84,108.43
Co-op	Total	67	39,839	48,411.73	5,921	26,256.85	3,360	9,439.85	49,120	84,108.43
Grand Total		3,061	14,18,902	17,05,764.23	2,33,165	17,16,869.03	1,67,915	4,08,006.21	18,19,982	38,30,639.47

District-wise Sector-wise ACP (PS) Target of Assam for the FY(2023-24)

(Amount in Rs.Lakhs)

Sl No.	DistrictName	Total Branch	Agri A/C Nos.	Agri Amt.	MSME A/C Nos.	MSME Amt.	Other PS A/C Nos.	Other PS Amt.	Total Priority Sector Target A/C Nos.	Total Priority Sector Target Amt.
1	Baksa	57	99,306	42,936.60	5,520	5,264.00	12,189	14,999.00	1,17,015	63,199.60
2	Barpeta	124	84,350	1,19,503.37	9,320	36,746.62	5,136	25,708.93	98,806	1,81,958.92
3	Bongaigaon	61	45,626	69,384.56	8,141	35,558.90	4,085	16,529.16	57,852	1,21,472.62
4	Cachar	163	51,906	44,795.04	14,764	71,519.94	4,535	16,451.51	71,205	1,32,766.49
5	Charaideo	36	28,965	44,327.76	1,769	8,952.00	1,486	5,643.92	32,220	58,923.68
6	Chirang	36	34,976	39,204.62	1,369	4,936.00	1,840	3,802.52	38,185	47,943.14
7	Darrang	68	51,710	43,926.95	11,010	28,790.17	2,749	8,482.52	65,469	81,199.64
8	Dhemaji	46	37,924	46,975.18	2,860	20,524.00	1,680	6,551.10	42,464	74,050.28
9	Dhubri	88	72,811	74,341.11	5,302	21,951.07	5,450	12,590.97	83,563	1,08,883.15
10	Dibrugarh	183	38,806	69,030.83	9,860	53,476.67	3,070	20,369.55	51,736	1,42,877.05
11	Dimahasao	30	25,055	37,334.69	2,063	6,256.80	1,100	2,481.37	28,218	46,072.86
12	Goalpara	72	67,655	68,386.06	4,600	14,883.99	5,355	12,892.80	77,610	96,162.85
13	Golaghat	122	33,212	43,337.84	8,378	34,121.10	3,943	13,032.80	45,533	90,491.74
14	Hailakandi	45	14,854	16,029.76	4,499	15,951.20	2,494	6,452.60	21,847	38,433.56
15	Jorhat	134	62,758	1,09,083.23	2,346	33,169.80	5,095	13,275.48	70,199	1,55,528.51
16	Kamrup	175	37,967	73,328.25	13,351	59,399.55	5,110	13,111.72	56,428	1,45,839.52
17	Kamrupmetro	419	18,960	70,334.00	22,262	7,80,483.00	8,047	22,743.00	49,269	8,73,560.00
18	Karbianglong	65	73,723	79,540.65	1,615	9,286.40	5,663	19,168.37	81,001	1,07,995.42
19	Karimganj	89	16,033	14,399.15	6,859	31,029.43	2,985	6,895.14	25,877	52,323.72
20	Kokrajhar	53	19,118	20,738.00	4,363	19,147.00	4,253	11,594.00	27,734	51,479.00
21	Lakhimpur	93	57,555	65,326.19	4,909	30,792.00	4,274	12,060.21	66,738	1,08,178.40
22	Majuli	16	18,712	31,186.92	290	1,779.10	947	3,356.46	19,949	36,322.48
23	Morigaon	67	67,800	53,453.61	6,152	32,970.09	18,030	21,598.53	91,982	1,08,022.23
24	Nagaon	210	1,28,927	1,33,374.82	18,448	59,600.89	24,462	22,468.27	1,71,837	2,15,443.98
25	Nalbari	87	15,204	29,626.00	9,846	31,487.00	2,470	14,057.00	27,520	75,170.00
26	Sibsagar	105	38,603	47,521.71	6,162	38,808.00	2,612	9,240.06	47,377	95,569.77
27	Sonitpur	185	43,866	63,749.29	20,377	69,686.68	8,248	28,009.47	72,491	1,61,445.44
28	Southsalmara	12	4,064	16,988.75	1,784	2,710.00	2,217	5,793.14	8,065	25,491.89
29	Tinsukia	149	39,490	41,553.59	13,270	89,320.00	8,821	18,925.20	61,581	1,49,798.79
30	Udalguri	49	49,746	54,059.00	915	14,554.00	4,468	10,436.00	55,129	79,049.00
31	Westkarbi	22	39,220	41,986.70	149	270.55	5,101	9,285.41	44,470	51,542.66
Grand Total		3,061	14,18,902	17,05,764.23	2,22,553	16,63,425.95	1,67,915	4,08,006.21	18,09,370	37,77,196.39

Bank-wise ACP (PS) Performance vis-a-vis Target for Assam during the FY 2023-24 upto 30.06.2023

(Amount in Rs. Lakhs)

Sl No.	Bank Name	Total Branch	Agri (PS) Target No.	Agri (PS) Target Amount	Agri (PS) Achieved No.	Agri (PS) Achieved Amount	Agri(PS) Achv% Amount	Crop Loan Target No.	Crop Loan Target Amount	Crop Loan Achieved No.	Crop Loan Achieved Amount	Crop Loan Achv% Amount	MSME (PS) Target No.	MSME (PS) Target Amount	MSME (PS) Achieved No.	MSME (PS) Achieved Amount	MSME (PS) Achv% Amount	Other PS Target No.	Other PS Target Amount	Other PS Achieved No.	Other PS Achieved Amount	Other PS Achv% Amount	Total (PS) Target No.	Total (PS) Target Amount	Total (PS) Achieved No.	Total (PS) Achieved Amount	Total(PS) Achv% Amount
1	BOB	67	23,867	33,520.36	470	1,968.60	5.87	15,222	18,781.59	104	113.28	0.60	5,206	55,413.17	1,127	11,279.45	20.36	2,371	7,846.43	156	2,391.76	30.48	31,444	96,779.96	1,753	15,639.81	16.16
2	BOI	52	23,402	28,709.47	1,741	2,756.42	9.60	13,160	13,578.01	506	197.10	1.45	3,881	27,668.86	604	1,450.15	5.24	2,129	7,008.35	12	28.59	0.41	29,412	63,386.68	2,357	4,235.16	6.68
3	BOM	18	1,855	2,244.94	2	0.70	0.03	1,031	1,037.56	2	0.70	0.07	683	7,699.74	51	453.37	5.89	240	734.77	27	156.31	21.27	2,778	10,679.45	80	610.38	5.72
4	CAN	109	45,537	57,043.76	1,312	2,336.45	4.10	30,538	32,111.87	1,034	1,598.91	4.98	8,848	90,421.88	1,773	31,404.28	34.73	3,852	12,713.94	268	747.71	5.88	58,237	1,60,179.58	3,353	34,488.44	21.53
5	CBI	119	72,069	82,242.36	3,860	6,750.23	8.21	43,529	47,627.90	2,006	1,159.40	2.43	12,000	60,509.50	1,567	9,916.93	16.39	7,167	18,622.53	43	429.71	2.31	91,236	1,61,374.39	5,470	17,096.87	10.59
6	IND	114	55,755	68,521.32	4,424	15,101.06	22.04	34,002	38,131.39	1,933	671.95	1.76	10,496	72,521.12	5,532	69,627.27	96.01	5,547	16,054.30	27	79.23	0.49	71,798	1,57,096.74	9,983	84,807.56	53.98
7	IOB	31	12,581	16,345.70	282	668.74	4.09	8,449	9,025.89	80	67.67	0.75	3,135	24,798.34	966	6,836.09	27.57	1,147	3,988.25	154	1,148.72	28.80	16,863	45,132.29	1,402	8,653.55	19.17
8	PNB	295	1,49,825	1,82,384.92	5,193	13,020.77	7.14	99,993	1,08,404.98	4,595	7,430.78	6.85	27,496	1,80,308.89	5,502	41,625.52	23.09	12,197	39,675.38	333	1,385.41	3.49	1,89,518	4,02,369.19	11,028	56,031.70	13.93
9	PSB	14	3,714	5,046.70	12	26.18	0.52	1,532	1,524.27	0	0	0	900	9,081.18	148	1,271.83	14.01	412	1,181.46	4	45.51	3.85	5,026	15,309.34	164	1,343.52	8.78
10	SBI	388	2,45,861	2,96,461.59	18,484	28,503.69	9.61	1,51,125	1,68,238.95	13,205	14,209.00	8.45	37,183	2,61,636.29	4,762	1,05,733.60	40.41	23,454	71,673.26	602	937.60	1.31	3,06,498	6,29,771.14	23,848	1,35,174.89	21.46
11	UCO	142	95,336	1,07,640.45	1,135	4,847.91	4.50	56,879	61,174.95	1,087	4,532.09	7.41	13,391	63,082.99	2,789	21,335.69	33.82	10,105	27,219.33	1,569	7,292.22	26.79	1,18,832	1,97,942.77	5,493	33,475.82	16.91
12	UNI	87	35,286	40,194.00	2,899	11,021.07	27.42	22,271	23,434.02	1,348	3,231.25	13.79	7,394	88,313.18	4,114	54,572.63	61.79	3,638	10,453.95	0	0	0	46,318	1,38,961.13	7,013	65,593.70	47.20
Public Total	1,436	7,65,088	9,20,355.57	39,814	87,001.82	9.45	4,77,731	5,23,071.38	25,900	33,212.13	6.35	1,30,613	9,41,455.14	28,935	3,55,506.81	37.76	72,259	2,17,171.95	3,195	14,642.77	6.74	9,67,960	20,78,982.66	71,944	4,57,151.40	21.99	
1	AXIS	94	31,507	42,969.99	12,366	39,195.61	91.22	20,566	24,707.61	3,244	17,078.72	69.12	5,935	65,074.25	1,308	1,13,630.18	174.62	3,073	10,302.03	3,187	1,213.51	11.78	40,515	1,18,346.27	16,861	1,54,039.30	130.16
2	BAND	482	64,903	83,365.76	16,425	6,602.45	7.92	38,983	43,532.89	0	0	0	17,898	85,195.49	218	1,495.65	1.76	26,094	31,692.23	37,309	15,943.59	50.31	1,08,895	2,00,253.48	53,952	24,041.69	12.01
3	FED	13	3,258	5,032.64	863	5,753.75	114.33	2,082	3,039.50	833	2,214.70	72.86	1,642	32,248.86	331	30,945.69	95.96	595	1,791.85	3	5.71	0.32	5,495	39,073.35	1,197	36,705.15	93.94
4	HDFC	109	33,711	45,465.49	30,308	20,972.51	46.13	21,153	24,394.02	405	638.73	2.62	6,494	1,22,221.33	3,945	2,47,658.82	202.63	3,515	11,673.43	4,120	1,459.90	12.51	43,720	1,79,360.25	38,373	2,70,091.23	150.59
5	ICICI	94	27,972	35,575.05	2,505	3,053.40	8.58	17,109	17,484.19	179	1,191.61	6.82	7,418	1,25,299.97	1,586	1,69,544.16	135.31	2,821	9,431.59	27	289.95	3.07	38,211	1,70,306.61	4,118	1,72,887.51	101.52
6	IDBI	30	11,806	15,803.10	400	1,577.86	9.98	7,663	9,355.38	124	327.04	3.50	2,330	35,651.13	984	11,614.43	32.58	1,274	4,014.03	26	56.96	1.42	15,410	55,468.26	1,410	13,249.25	23.89
7	IDFC	3	1,177	1,809.30	860	263.00	14.54	606	766.00	0	0	0	569	3,766.00	35	600.00	15.93	230	809.40	22	7.00	0.86	1,976	6,384.70	917	870.00	13.63
8	INDUS	39	5,362	6,657.81	170	969.56	14.56	2,922	3,301.36	0	0	0	2,804	17,965.92	403	7,319.34	40.74	734	2,055.58	0	0	0	8,900	26,679.31	573	8,288.90	31.07
9	KBL	2	23	96.00	0	0	0	0	0	0	0	0	190	7,974.00	6	128.25	1.61	134	699.00	8	78.49	11.23	347	8,769.00	14	206.74	2.36
10	KMB	5	693	1,102.32	1	7.82	0.71	336	484.06	0	0	0	344	10,265.33	174	3,064.13	29.85	194	834.80	0	0	0	1,231	12,202.45	175	3,071.95	25.17
11	RBL	1	21	19.00	0	0	0	10	15.00	0	0	0	77	1,636.00	0	0	0	8	177.00	0	0	0	106	1,832.00	0	0	0
12	SIB	2	0	0	38	60.57	0	0	0	0	0	0	155	2,964.00	2	148.38	5.01	73	162.00	0	0	0	228	3,126.00	40	208.95	6.68
13	YES	11	2,302	2,887.61	7	1,253.98	43.43	1,154	1,249.91	0	0	0	573	6,571.25	176	16,081.81	244.73	289	914.63	0	0	0	3,164	10,373.49	183	17,335.79	167.12
Priv Total	885	1,82,735	2,40,784.07	63,943	79,710.51	33.10	1,12,584	1,28,329.92	4,785	21,450.80	16.72	46,229	5,16,833.53	9,168	6,02,230.84	116.52	39,034	74,557.57	44,702	19,055.11	25.56	2,67,998	8,32,175.17	1,17,813	7,00,996.46	84.24	
1	AU	1	21	19	0	0	0	10	15	0	0	0	76	1,408	0	0	0	8	177	0	0	0	105	1,604	0	0	0
2	ESAF	3	70	124.00	875	327.20	263.87	14	18.00	0	0	0	406	6,295.00	480	168.70	2.68	95	458.00	0	0	0	571	6,877.00	1,355	495.90	7.21
3	JSF	14	4,406	5,814.63	3,310	1,613.04	27.74	2,764	3,584.94	0	0	0	1,196	9,657.74	20	166.50	1.72	3,198	3,022.14	1,913	999.07	33.06	8,800	18,494.51	5,243	2,778.61	15.02
4	NESFB	167	48,360	61,531.04	1	4.62	0.01	32,455	35,414.37	0	0	0	7,297	38,983.12	3	8.20	0.02	14,883	18,092.13	0	0	0	70,540	1,18,606.29	4	12.82	0.01
5	UJ	18	3,222	5,742.21	460	382.85	6.67	1,631	1,970.47	0	0	0	940	5,331.58	5	99.00	1.86	3,164	2,658.78	852	847.48	31.87	7,326	13,732.57	1,317	1,329.33	9.68
6	USFB	2	119	249.00	0	0	0	30	42.00	0	0	0	96	1,605.00	0	0	0	25	47.00	0	0	0	240	1,901.00	0	0	0
SFB Total	205	56,198	73,479.88	4,646	2,327.71	298.29	36,904	41,044.78	0	0	0	0	10,011	63,280.44	508	442.40	6.28	21,373	24,455.05	2,765	1,846.55	64.93	87,582	1,61,215.37	7,919	4,616.66	31.92
1	AGVB	468	3,75,042	4,22,732.98	60,011	50,065.79	11.84	2,35,756	2,54,292.89	52,777	30,900.97	12.15	39,394	1,62,061.57	4,822	8,117.14	5.01	31,889	82,381.79	15	88.10	0.11	4,46,325	6,67,176.34	64,848	58,271.03	8.73
RRB Total	468	3,75,042	4,22,732.98	60,011	50,065.79	11.84	2,35,756	2,54,292.89	52,777	30,900.97	12.15	39,394	1,62,061.57	4,822	8,117.14	5.01	31,889	82,381.79	15	88.10	0.11	4,46,325	6,67,176.34	64,848	58,271.03	8.73	
1	AACB	67	39,839	48,411.73	552	1,391.48	2.87	2																			

Districtwise ACP (PS) Performance vis-a-vis Target Report for Assam during the FY 2023-24 upto 30.06.2023

(Amount in Rs.Lakhs)

Sl No.	District Name	Total Branch	Agri (PS) Target No.	Agri (PS) Target Amount	Agri (PS) Achieved No.	Agri (PS) Achieved Amount	Agri(PS) Achv% Amount	Crop Loan Target No.	Crop Loan Target Amount	Crop Loan Achieved No.	Crop Loan Achieved Amount	Crop Loan Achv% Amount	MSME (PS) Target No.	MSME (PS) Target Amount	MSME (PS) Achieved No.	MSME (PS) Achieved Amount	MSME (PS) Achv% Amount	Other PS Target No.	Other PS Target Amount	Other PS Achieved No.	Other PS Achieved Amount	Other PS Achv% Amount	Total (PS) Target No.	Total (PS) Target Amount	Total (PS) Achieved No.	Total (PS) Achieved Amount	Total(PS) Achv% Amount
1	Baksa	57	99,306	42,936.60	2,966	3,285.60	7.65	35,153	26,998.00	2,011	1,863.09	6.90	5,520	5,264.00	391	4,804.56	91.27	12,189	14,999.00	456	422.07	2.81	1,17,015	63,199.60	3,813	8,512.23	13.47
2	Barpeta	124	84,350	1,19,503.37	10,188	11,912.56	9.97	66,594	77,545.01	4,700	5,826.80	7.51	9,320	36,746.62	1,850	23,473.53	63.88	5,136	25,708.93	2,745	1,636.92	6.37	98,806	1,81,958.92	14,783	37,023.01	20.35
3	Bongaigaon	61	45,626	69,384.56	4,116	6,316.83	9.10	30,800	46,475.58	1,945	3,433.34	7.39	8,141	35,558.90	935	15,618.12	43.92	4,085	16,529.16	1,227	896.76	5.43	57,852	1,21,472.62	6,278	22,831.71	18.80
4	Cachar	163	51,906	44,795.04	4,797	7,944.06	17.73	27,556	26,529.00	1,527	1,765.75	6.66	14,764	71,519.94	2,664	38,626.28	54.01	4,535	16,451.51	5,333	2,577.28	15.67	71,205	1,32,766.49	12,794	49,147.62	37.02
5	Charaideo	36	28,965	44,327.76	2,809	2,715.87	6.13	19,084	20,271.75	2,076	1,703.67	8.40	1,769	8,952.00	413	3,402.96	38.01	1,486	5,643.92	403	259.56	4.60	32,220	58,923.68	3,625	6,378.39	10.82
6	Chirang	36	34,976	39,204.62	2,506	2,976.49	7.59	22,902	27,892.04	1,518	1,696.97	6.08	1,369	4,936.00	406	3,401.03	68.90	1,840	3,802.52	787	558.70	14.69	38,185	47,943.14	3,699	6,936.22	14.47
7	Darrang	68	51,710	43,926.95	7,269	6,602.05	15.03	32,416	21,732.58	3,015	3,211.64	14.78	11,010	28,790.17	984	13,773.88	47.84	2,749	8,482.52	1,209	821.71	9.69	65,469	81,199.64	9,462	21,197.64	26.11
8	Dhemajai	46	37,924	46,975.18	4,804	5,238.35	11.15	29,375	33,357.10	2,940	3,311.71	9.93	2,860	20,524.00	788	5,576.15	27.17	1,680	6,551.10	620	500.38	7.64	42,464	74,050.28	6,212	11,314.88	15.28
9	Dhubri	88	72,811	74,341.11	4,232	6,078.30	8.18	20,620	15,816.53	2,517	3,517.95	22.24	5,302	21,951.07	952	14,619.83	66.60	5,450	12,590.97	2,372	2,321.14	18.43	83,563	1,08,883.15	7,556	23,019.27	21.14
10	Dibrugarh	183	38,806	69,030.83	10,791	16,091.81	23.31	23,302	33,557.76	5,863	5,482.57	16.34	9,860	53,476.67	3,004	48,270.75	90.27	3,070	20,369.55	1,968	1,375.81	6.75	51,736	1,42,877.05	15,763	65,738.37	46.01
11	Dimahasa	30	25,055	37,334.69	166	286.11	0.77	4,087	5,950.66	52	61.48	1.03	2,063	6,256.80	333	737.82	11.79	1,100	2,481.37	3	3.00	0.12	28,218	46,072.86	502	1,026.93	2.23
12	Goalpara	72	67,655	68,386.06	3,533	4,313.70	6.31	49,951	47,506.87	2,502	2,596.93	5.47	4,600	14,883.99	860	9,233.54	62.04	5,355	12,892.80	1,825	794.48	6.16	77,610	96,162.85	6,218	14,341.72	14.91
13	Golaghat	122	33,212	43,337.84	8,848	10,503.99	24.24	18,383	21,128.00	4,276	3,588.69	16.99	8,378	34,121.10	1,563	11,585.01	33.95	3,943	13,032.80	2,515	1,220.92	9.37	45,533	90,491.74	12,926	23,309.92	25.76
14	Haalakandi	45	14,854	16,029.76	1,266	1,253.34	7.82	10,800	10,359.37	682	478.14	4.62	4,499	15,951.20	684	7,970.61	49.97	2,494	6,452.60	778	434.99	6.74	21,847	38,433.56	2,728	9,658.94	25.13
15	Jorhat	134	62,758	1,09,083.23	7,171	12,290.15	11.27	38,643	71,085.78	2,871	2,136.94	3.01	2,346	33,169.80	1,792	43,518.82	131.20	5,095	13,275.48	2,022	1,544.92	11.64	70,199	1,55,528.51	10,985	57,353.89	36.88
16	Kamrup	175	37,967	73,328.25	12,187	10,646.79	14.52	21,720	45,355.11	4,700	4,940.63	10.89	13,351	59,399.55	1,904	26,177.92	44.07	5,110	13,111.72	3,740	2,400.38	18.31	56,428	1,45,839.52	17,831	39,225.09	26.90
17	Kamrupmetro	419	18,960	70,334.00	4,921	28,207.29	40.10	6,000	8,250.00	982	3,136.28	38.02	22,262	7,80,483.00	8,592	4,87,208.69	62.42	8,047	22,743.00	2,834	5,154.56	22.66	49,269	8,73,560.00	16,347	5,20,574.54	59.59
18	Karbianglong	65	73,723	79,540.65	4,010	3,321.27	4.18	53,983	53,769.23	2,658	1,488.84	2.77	1,615	9,286.40	797	2,957.99	31.85	5,663	19,168.37	312	1,257.25	6.56	81,001	1,07,995.42	5,119	7,536.51	6.98
19	Karimganj	89	16,033	14,399.15	1,505	2,144.62	14.89	10,047	9,704.92	628	682.89	7.04	6,859	31,029.43	948	9,327.41	30.06	2,985	6,895.14	2,513	1,257.54	18.24	25,877	52,323.72	4,966	12,729.57	24.33
20	Kokrajhar	53	19,118	20,738.00	4,203	5,249.06	25.31	9,904	8,854.00	2,552	3,731.61	42.15	4,363	19,147.00	643	5,348.49	27.93	4,253	11,594.00	1,978	1,132.86	9.77	27,734	51,479.00	6,824	11,730.41	22.79
21	Lakhimpur	93	57,555	65,326.19	8,020	7,020.79	10.75	42,485	46,194.76	4,936	3,973.61	8.60	4,909	30,792.00	1,450	15,564.27	50.55	4,274	12,060.21	1,844	1,105.09	9.16	66,738	1,08,178.40	11,314	23,690.15	21.90
22	Majuli	16	18,712	31,186.92	959	1,103.70	3.54	16,178	25,447.76	602	769.40	3.02	290	1,779.10	50	252.53	14.19	947	3,356.46	24	109.93	3.28	19,949	36,322.48	1,033	1,466.16	4.04
23	Morigaon	67	67,800	53,453.61	5,368	3,987.98	7.46	50,419	26,365.53	3,640	2,785.23	10.56	6,152	32,970.09	545	8,625.53	26.16	18,030	21,598.53	941	577.49	2.67	91,982	1,08,022.23	6,854	13,191.00	12.21
24	Nagaon	210	1,28,927	1,33,374.82	15,344	13,261.62	9.94	85,907	86,876.95	7,223	6,382.06	7.35	18,448	59,600.89	2,320	33,278.65	55.84	24,462	22,468.27	3,424	2,055.39	9.15	1,71,837	2,15,443.98	21,088	48,595.66	22.56
25	Nalbari	87	15,204	29,626.00	6,768	7,261.68	24.51	10,525	13,895.00	2,475	3,221.19	23.18	9,846	31,487.00	1,040	11,845.58	37.62	2,470	14,057.00	1,040	785.11	5.59	27,520	75,170.00	8,848	19,892.37	26.46
26	Sibsagar	105	38,603	47,521.71	7,033	5,848.62	12.31	25,375	26,979.99	2,625	2,133.82	7.91	6,162	38,808.00	1,637	22,669.48	58.41	2,612	9,240.06	1,484	1,080.87	11.70	47,377	95,569.77	10,154	29,598.97	30.97
27	Sonitpur	185	43,866	63,749.29	10,937	12,512.89	19.63	29,570	35,996.67	4,667	4,760.66	13.23	20,377	69,686.68	2,418	37,258.61	53.47	8,248	28,009.47	3,712	2,724.23	9.73	72,491	1,61,445.44	17,067	52,495.73	32.52
28	Southsalmara	12	4,064	16,988.75	223	291.49	1.72	621	11,528.82	154	150.55	1.31	1,784	2,710.00	98	909.08	33.55	2,217	5,793.14	17	52.50	0.91	8,065	25,491.89	338	1,253.07	4.92
29	Tinsukia	149	39,490	41,553.59	7,520	17,585.98	42.32	33,090	25,287.70	4,001	4,653.35	18.40	13,270	89,320.00	2,963	57,665.81	64.56	8,821	18,925.20	1,770	1,328.97	7.02	61,581	1,49,798.79	12,253	76,580.76	51.12
30	Udalguri	49	49,746	54,059.00	2,991	2,864.92	5.30	35,476	36,176.00	2,030	1,484.57	4.10	915	14,554.00	248	2,314.06	15.90	4,468	10,436.00	829	561.72	5.38	55,129	79,049.00	4,068	5,740.70	7.26
31	Westkarbi	22	39,220	41,986.70	1,515	1,379.40	3.29	28,204	29,296.69	1,191	695.25	2.37	149	270.55	54	135.84	50.21	5,101	9,285.41	0	0	0	44,470	51,542.66	1,569	1,515.24	2.94
	Grand Total	3,061	9,45,254	10,46,055.69	4,04,426	5,64,163.99	53.93	5,67,314	5,18,655.48	1,75,844	1,73,905.44	33.53	2,33,106	11,20,838.37	1,47,462	14,52,583.78	129.60	1,51,443	3,52,780.82	1,73,773	1,68,673.53	47.81	13,29,803	25,19,674.88	7,25,661	21,85,421.30	86.73

Bankwise Progress under ACP DISBURSEMENT AGRI (PS) Report of Assam during the FY-2023-2024 upto date 30.06.2023

(Amount in Rs. Lakhs)

Sl No.	Bank Name	Total Branch	Crop Loan A/C	Crop Loan Amt	Forestry and wasteland Dev. A/C Nos	Forestry and wasteland Dev. Amt	Water Resource A/C Nos	Water Resource Amount	Farm mechanization A/C Nos	Farm mechanization Amount	Plantation & horticulture A/C Nos	Plantation & horticulture Amount	Animal Husbandry A/C Nos	Animal Husbandry Amount	Fishery A/C Nos	Fishery Amount	Farm Credit Others A/C Nos	Farm Credit Others Amount	Agri. Infra Ac	Agri. Infra Amt	Ancillary Activities Ac	Ancillary Activities Amt	Tot Agri (PS) Disb No.	Tot Agri (PS) Disb Amt
1	BOB	67	104	113.28	4	3.68	11	22.31	14	63.07	68	99.18	149	280.79	5	10.05	0	0	14	166.87	101	1,209.37	470	1,968.60
2	BOI	52	506	197.10	1	1	0	0	4	5.5	0	0	259	266.66	18	10.06	596	1,017.79	1	3.2	356	1,255.11	1,741	2,756.42
3	BOM	18	2	0.70	0	0	0	0	0	0	0	0	0	0	0	0	0	0	0	0	0	0	2	0.70
4	CAN	109	1,034	1,598.91	0	0	0	0	0	0	0	0	38	43.58	0	8.4	174	205.63	4	5.08	62	474.85	1,312	2,336.45
5	CBI	119	2,006	1,159.40	0	0	0	0	1	14.95	0	0	0	0	0	0	1805	5121.63	4	10.8	44	443.45	3,860	6,750.23
6	IND	114	1,933	671.95	0	0	0	0	1574	2744.57	0	0	804	1,778.47	36	17.08	0	0	1	20	76	9,868.99	4,424	15,101.06
7	IOB	31	80	67.67	0	0	0	0	0	0	0	0	28	30.7	3	2.14	0	0	7	5.76	164	562.47	282	668.74
8	PNB	295	4,595	7,430.78	0	0	0	0	11	67.17	0	0	82	94.2	19	101.01	0	0	15	514.21	471	4,813.40	5,193	13,020.77
9	PSB	14	0	0	0	0	0	0	0	0	0	0	0	0	0	0	0	0	0	0	12	26.18	12	26.18
10	SBI	388	13,205	14,209.00	0	0	0	0	0	0	0	0	1371	959.15	51	58.39	1,296	4,092.07	0	0	2,561	9,185.08	18,484	28,503.69
11	UCO	142	1,087	4,532.09	0	0	0	0	0	0	0	0	24	38.03	6	5.31	0	0	0	0	18	272.48	1,135	4,847.91
12	UNI	87	1,348	3,231.25	0	0	0	0	0	0	0	0	67	107.65	24	38.88	883	2,275.05	7	168.48	570	5,199.76	2,899	11,021.07
Public	Total	1,436	25,900	33,212.13	5	4.68	11	22.31	1604	2895.26	68	99.18	2,822	3,599.23	162	251.3	4,754	12,712.17	53	894.40	4,435	33,311.14	39,814	87,001.82
1	AXIS	94	3,244	17,078.72	0	0	0	0	0	0	0	0	0	0	0	0	9,043	4720.73	1	446.31	78	16949.85	12,366	39,195.61
2	BAND	482	0	0	0	0	0	0	0	0	0	0	0	0	0	0	9,960	3,823.20	209	130.4	6,256	2,648.85	16,425	6,602.45
3	FED	13	833	2,214.70	0	0	0	0	1	6.75	0	0	0	0	0	0	0	0	3	343.69	26	3,188.61	863	5,753.75
4	HDFC	109	405	638.73	1,477	1,271.26	0	0	25,888	8,247.38	28	11.03	0	0	0	0	2,356	1,169.28	0	0	154	9,634.83	30,308	20,972.51
5	ICICI	94	179	1,191.61	0	0	0	0	2326	1861.79	0	0	0	0	0	0	0	0	0	0	0	0	2,505	3,053.40
6	IDBI	30	124	327.04	0	0	0	0	97	136.25	0	0	0	0	0	0	14	93.21	0	0	165	1021.36	400	1,577.86
7	IDFC	3	0	0	0	0	0	0	0	0	0	0	0	0	0	0	860	263	0	0	0	0	860	263.00
8	INDUS	39	0	0	0	0	0	0	0	0	0	0	0	0	0	0	170	969.56	0	0	0	0	170	969.56
9	KBL	2	0	0	0	0	0	0	0	0	0	0	0	0	0	0	0	0	0	0	0	0	0	0
10	KMB	5	0	0	0	0	0	0	0	0	0	0	0	0	0	0	0	0	0	0	1	7.82	1	7.82
11	RBL	1	0	0	0	0	0	0	0	0	0	0	0	0	0	0	0	0	0	0	0	0	0	0
12	SIB	2	0	0	0	0	0	0	0	0	0	0	0	0	0	0	0	0	0	0	38	60.57	38	60.57
13	YES	11	0	0	0	0	0	0	0	0	0	0	0	0	0	0	0	0	0	0	7	1,253.98	7	1,253.98
Private	Total	885	4,785	21,450.80	1,477	1,271.26	0	0	28,312	10,252.17	28	11.03	0	0	0	0	22,403	11,038.98	213	920.4	6,725	34,765.87	63,943	79,710.51
1	AU	1	0	0	0	0	0	0	0	0	0	0	0	0	0	0	0	0	0	0	0	0	0	0
2	ESAF	3	0	0	0	0	0	0	29	12.6	0	0	624	227.65	124	46.65	98	40.3	0	0	0	0	875	327.20
3	JSF	14	0	0	0	0	0	0	0	0	0	0	0	0	0	0	3,310	1,613.04	0	0	0	0	3,310	1,613.04
4	NESFB	167	0	0	0	0	0	0	0	0	0	0	1	4.62	0	0	0	0	0	0	0	0	1	4.62
5	UJJ	18	0	0	0	0	0	0	0	0	0	0	460	382.85	0	0	0	0	0	0	0	0	460	382.85
6	USFB	2	0	0	0	0	0	0	0	0	0	0	0	0	0	0	0	0	0	0	0	0	0	0
SFB	Total	205	0	0	0	0	0	0	29	12.6	0	0	1,085	615.12	124	46.65	3,408	1,653.34	0	0	0	0	4,646	2,327.71
1	AGVB	468	52,777	30,900.97	0	0	0	0	0	0	42	78.99	1,241	3,326.87	26	82.48	5,925	15,676.48	0	0	0	0	60,011	50,065.79
RRB	Total	468	52,777	30,900.97	0	0	0	0	0	0	42	78.99	1,241	3,326.87	26	82.48	5,925	15,676.48	0	0	0	0	60,011	50,065.79
1	AACB	67	97	101.71	0	0	0	0	0	0	0	0	2	2.56	3	1.91	1	8.3	0	0	449	1,277	552	1,391.48
Grand Total	3,061	83,559	85,665.61	1,482	1,275.94	11	22.31	29,945	13,160.03	138	189.2	5,150	7,543.78	315	382.36	36,491	41,089.27	266	1,814.80	11,609	69,354.01	1,68,966	2,20,497.31	

Districtwise Progress under ACP DISBURSEMENT (AGRI PS) Report of Assam during the FY2023-2024 upto date 30.06.2023

(Amount in Rs.Lakhs)

Sl No.	District Name	Total Branch	Crop Loan A/C	Crop Loan Amt	Forestry and wasteland Dev. A/C Nos	Forestry and wasteland Dev. Amt	Water Resource A/C Nos	Water Resource Amount	Farm mechanization A/C Nos	Farm mechanization Amount	Plantation & horticulture A/C Nos	Plantation & horticulture Amount	Animal Husbandry A/C Nos	Animal Husbandry Amount	Fishery A/C Nos	Fishery Amount	Farm Credit Others A/C Nos	Farm Credit Others Amount	Agri. Infrastructure Ac	Agri. Infrastructure Amt	Ancillary Activities Ac	Ancillary Activities Amt	Tot Agri (PS) Disb No.	Tot Agri (PS) Disb Amt
1	Baksa	57	2,011	1,863.09	3	1.38	0	0	291	79.28	0	0	73	181.73	2	2.50	472	1,050.07	0	0	114	107.55	2,966	3,285.60
2	Barpeta	124	4,700	5,826.80	114	87.94	0	0	3,206	1,309.13	18	25.33	361	366.14	11	17.00	1,466	2,282.78	2	34.22	310	1,963.22	10,188	11,912.56
3	Bongaigaon	61	1,945	3,433.34	29	23.04	0	0	371	167.37	13	15.47	64	64.01	1	0.19	1,342	1,221.41	2	75.22	349	1,316.78	4,116	6,316.83
4	Cachar	163	1,527	1,765.75	177	133.98	0	0	953	406.64	4	5.5	89	104.38	17	49.68	1,788	1,557.65	7	156.67	235	3,763.81	4,797	7,944.06
5	Charaideo	36	2,076	1,703.67	0	0	0	0	14	25.49	0	0	56	86.57	1	5.00	510	786.27	0	0	152	108.87	2,809	2,715.87
6	Chirang	36	1,518	1,696.97	0	0	0	0	32	55.27	0	0	18	18.09	1	0.88	651	900.85	3	0.55	283	303.88	2,506	2,976.49
7	Darrang	68	3,015	3,211.64	49	45.85	1	1.33	2159	708.32	4	7.8	176	173.31	7	2.20	1,516	1,280.18	55	24.3	287	1,147.12	7,269	6,602.05
8	Dhemaji	46	2,940	3,311.71	0	0	0	0	995	452.29	0	0	161	418.07	5	5.32	422	766.57	0	0	281	284.39	4,804	5,238.35
9	Dhubri	88	2,517	3,517.95	87	69.84	0	0	597	539.25	0	0	87	153.90	2	0.36	481	653.67	1	1	460	1,142.33	4,232	6,078.30
10	Dibrugarh	183	5,863	5,482.57	100	70.56	2	4.31	1,766	761.10	2	5.27	277	647.66	10	5.84	1,716	1,882.84	41	52.16	1,014	7,179.50	10,791	16,091.81
11	Dimahasao	30	52	61.48	0	0	0	0	0	0	0	0	44	56.07	2	0.06	43	92.90	0	0	25	75.60	166	286.11
12	Goalpara	72	2,502	2,596.93	24	17.8	0	0	107	188.61	0	0	61	138.57	5	1.64	566	1,135.47	0	0	268	234.68	3,533	4,313.70
13	Golaghat	122	4,276	3,588.69	33	25.79	0	0	1,205	480.87	7	25.82	220	474.02	13	17.93	2,321	2,505.08	14	53.69	759	3,332.10	8,848	10,503.99
14	Hailakandi	45	682	478.14	0	0	0	0	115	94.33	0	0	50	70.76	5	9.50	296	421.48	1	1.5	117	177.63	1,266	1,253.34
15	Jorhat	134	2,871	2,136.94	66	41.09	1	0.3	1,015	335.58	4	1.67	67	119.17	8	11.07	2,179	2,066.00	41	36.13	919	7,542.20	7,171	12,290.15
16	Kamrup	175	4,700	4,940.63	324	312.53	0	0	3,023	1,697.40	3	2.45	327	411.64	1	1.43	3,063	2,547.94	6	3.3	740	729.47	12,187	10,646.79
17	Kamrupmetro	419	982	3,136.28	179	215.59	2	4.05	241	208.15	14	16.02	820	574.68	129	70.45	2,051	2,822.58	10	581.9	493	20,577.59	4,921	28,207.29
18	Karbianglong	65	2,658	1,488.84	4	2.66	0	0	278	127.31	23	34.9	233	437.51	5	5.80	664	1,138.02	0	0	145	86.23	4,010	3,321.27
19	Karimganj	89	628	682.89	30	22.39	0	0	50	34.78	0	0	68	122.05	40	59.70	517	771.19	0	0	172	451.62	1,505	2,144.62
20	Kokrajhar	53	2,552	3,731.61	31	33.17	0	0	315	352.21	2	2.28	71	62.47	4	4.48	1,008	800.01	0	0	220	262.83	4,203	5,249.06
21	Lakhimpur	93	4,936	3,973.61	1	0.23	0	0	1,642	748.99	7	13.49	135	329.41	-	1.00	823	1,137.10	2	4.81	474	812.15	8,020	7,020.79
22	Majuli	16	602	769.40	0	0	0	0	0	0	0	0	39	77.59	-	-	227	172.93	0	0	91	83.78	959	1,103.70
23	Morigaon	67	3,640	2,785.23	16	12.21	5	12.32	827	447.98	0	0	160	137.82	1	7.39	468	423.03	3	12.03	248	149.97	5,368	3,987.98
24	Nagaon	210	7,223	6,382.06	22	16.61	0	0	3,686	1,207.45	17	10.92	590	502.00	22	65.56	2,935	3,206.27	31	27.72	818	1,843.03	15,344	13,261.62
25	Nalbari	87	2,475	3,221.19	42	25.95	0	0	2,446	1,036.14	3	7.99	91	215.57	6	21.33	1,373	1,516.29	6	5.59	326	1,211.63	6,768	7,261.68
26	Sibsagar	105	2,625	2,133.82	58	47.73	0	0	1,019	355.35	0	0	82	110.34	2	0.61	2,609	1,545.93	14	13.1	624	1,641.74	7,033	5,848.62
27	Sonitpur	185	4,667	4,760.66	57	43.38	0	0	2,012	774.13	12	7.79	511	910.08	7	6.22	2,761	3,035.17	5	60	905	2,915.46	10,937	12,512.89
28	Southalmara	12	154	150.55	0	0	0	0	0	0	0	0	-	-	1	2.89	63	96.36	0	0	5	41.69	223	291.49
29	Tinsukia	149	4,001	4,653.35	36	26.22	0	0	1,574	562.97	4	2.5	149	438.93	4	5.62	1,189	1,637.36	18	660.11	545	9,598.92	7,520	17,585.98
30	Udalguri	49	2,030	1,484.57	0	0	0	0	5	2.63	1	4	25	53.66	3	0.71	695	1,044.31	4	10.8	228	264.24	2,991	2,864.92
31	Westkarbi	22	1,191	695.25	0	0	0	0	1	1.01	0	0.00	45	87.58	-	-	276	591.56	0	0	2	4.00	1,515	1,379.40
Grand Total		3,061	83,559	85,665.61	1,482	1,275.94	11	22.31	29,945	13,160.03	138	189.20	5,150	7,543.78	315	382.36	36,491	41,089.27	266	1,814.80	11,609	69,354.01	1,68,966	2,20,497.31

Bankwise Progress under ACP DISBURSEMENT(MSME) Report of Assam during the FY-2023-2024 upto date 30.06.2023

(Amount in Rs. Lakhs)

Sl No.	Bank Name	Total Branch	Micro TL A/C	Micro TL Amt	Micro WC A/C	Micro WC Amt	Small TL A/C	Small TL Amt	Small WC A/C	Small WC Amt	Medium TL A/C	Medium TL Amt	Medium WC A/C	Medium WC Amt	KVIC TL A/C	KVIC TL Amt	KVIC WC A/C	KVIC WC Amt	Others under MSMEs A/C	Others under MSMEs Amt	CLF TL A/C	CLF TL Amt	CLF WC A/C	CLF WC Amt	Tot MSME (PS) Disb No.	Tot MSME (PS) Disb Amt	
1	BOB	67	689	2,614.62	225	3,589.82	3	143.16	76	4,552.12	0	0	0	0	84	258.59	50	121.14	0	0	0	0	0	0	1,127	11,279.45	
2	BOI	52	542	874.19	56	304.78	2	165.00	0	0	1	2.5	3	103.68	0	0	0	0	0	0	0	0	0	0	604	1,450.15	
3	BOM	18	16	60.20	35	393.17	0	0	0	0	0	0	0	0	0	0	0	0	0	0	0	0	0	0	51	453.37	
4	CAN	109	1,019	8,612.89	631	5,731.80	71	6,269.15	32	3,574.56	9	4,709.80	3	2442.34	0	0	0	0	8	63.74	0	0	0	0	1,773	31,404.28	
5	CBI	119	837	2,830.59	583	4,077.45	21	1,237.39	13	1,394.94	1	7	0	0	112	369.56	0	0	0	0	0	0	0	0	1,567	9,916.93	
6	IND	114	4,871	26,763.05	245	1,419.84	346	24,750.32	53	1,543.62	16	15,060.17	1	90.27	0	0	0	0	0	0	0	0	0	0	5,532	69,627.27	
7	IOB	31	728	3,232.92	136	1,862.98	7	102.00	14	479.73	4	345.26	10	442.5	61	339.25	6	31.45	0	0	0	0	0	0	966	6,836.09	
8	PNB	295	2,835	16,585.02	1,895	11,046.76	366	5,747.38	366	5,863.48	11	764.85	29	1,618.03	0	0	0	0	0	0	0	0	0	0	5,502	41,625.52	
9	PSB	14	112	359.98	36	911.85	0	0	0	0	0	0	0	0	0	0	0	0	0	0	0	0	0	0	148	1,271.83	
10	SBI	388	3,072	40,458.59	1,007	13,483.38	310	31,851.89	98	10,348.94	44	7,025.31	15	2,312.70	0	0	0	0	0	0.00	172	203.83	44.00	48.96	4,762	1,05,733.60	
11	UCO	142	2,735	17,708.18	0	0	52	3,400.58	0	0	2	226.93	0	0	0	0	0	0	0	0	0	0	0	0	2,789	21,335.69	
12	UNI	87	862	2,300.95	3,037	30,602.75	19	503.51	173	14,947.83	0	0	23	6,217.59	0	0	0	0	0	0	0	0	0	0	4,114	54,572.63	
Public Total		1,436	18,318	1,22,401.18	7,886	73,424.58	1,197	74,170.38	825	42,705.22	88	28,141.82	84	13,227.11	257	967.40	56	152.59	8	63.74	172	203.83	44.00	48.96	28,935	3,55,506.81	
1	AXIS	94	852	32,244.85	0	0	363	46,097.87	0	0	93	35,287.46	0	0	0	0	0	0	0	0	0	0	0	0	1,308	1,13,630.18	
2	BAND	482	218	1,495.65	0	0	0	0	0	0	0	0	0	0	0	0	0	0	0	0	0	0	0	0	218	1,495.65	
3	FED	13	222	5,889.95	0	0	83	16,176.15	0	0	26	8,879.59	0	0	0	0	0	0	0	0	0	0	0	0	331	30,945.69	
4	HDFC	109	2,084	59,245.83	71	2,731.09	1,484	1,18,469.11	54	2,701.09	227	63,008.39	25	1,503.31	0	0	0	0	0	0	0	0	0	0	3,945	2,47,658.82	
5	ICICI	94	0	0	883	53,785.38	0	0	633	93,850.51	0	0	70	21,908.27	0	0	0	0	0	0	0	0	0	0	1,586	1,69,544.16	
6	IDBI	30	119	105.36	831	5,300.27	0	0	28	2,913.35	0	0	6	3,295	0	0	0	0	0	0	0	0	0	0	984	11,614.43	
7	IDFC	3	21	234.00	0	0	12	348.00	0	0	2	18.00	0	0	0	0	0	0	0	0	0	0	0	0	35	600.00	
8	INDUS	39	349	4,203.30	0	0	45	1,461.27	0	0	9	1,654.77	0	0	0	0	0	0	0	0	0	0	0	0	403	7,319.34	
9	KBL	2	5	101.21	0	0	1	27.04	0	0	0	0	0	0	0	0	0	0	0	0	0	0	0	0	6	128.25	
10	KMB	5	126	1,453.86	0	0	40	1,323.96	0	0	8	286.31	0	0	0	0	0	0	0	0	0	0	0	0	174	3,064.13	
11	RBL	1	0	0	0	0	0	0	0	0	0	0	0	0	0	0	0	0	0	0	0	0	0	0	0	0	0
12	SIB	2	0	0	2	148.38	0	0	0	0	0	0	0	0	0	0	0	0	0	0	0	0	0	0	2	148.38	
13	YES	11	25	523.11	61	4,350.59	21	623.39	62	8,140.51	-	-	7	2,444.21	0	0	0	0	0	0	0	0	0	0	176	16,081.81	
Priv Total		885	4,021	1,05,497.12	1,848	66,315.71	2,049	1,84,526.79	777	1,07,605.46	365	1,09,134.52	108	29,151.24	0	0	0	0	0	0	0	0	0	0	9,168	6,02,230.84	
1	AU	1	0	0	0	0	0	0	0	0	0	0	0	0	0	0	0	0	0	0	0	0	0	0	0	0	0
2	ESAF	3	480	168.70	0	0	0	0	0	0	0	0	0	0	0	0	0	0	0	0	0	0	0	0	480	168.70	
3	JSF	14	20	166.50	0	0	0	0	0	0	0	0	0	0	0	0	0	0	0	0	0	0	0	0	20	166.50	
4	NESFB	167	2	3.20	0	0	0	0	0	0	0	0	0	0	0	0	0	0	1	5.00	0.00	0.00	0.00	0.00	3	8.20	
5	UJJ	18	4	34.00	0	0	1	65.00	0	0	0	0	0	0	0	0	0	0	0	0	0	0	0	0	5	99.00	
6	USFB	2	0	0	0	0	0	0	0	0	0	0	0	0	0	0	0	0	0	0	0	0	0	0	0	0	0
SFB Total		205	506	372.40	0	0	1	65.00	0	0	0	0	0	0	0	0	0	0	1	5.00	0.00	0.00	0.00	0.00	508	442.40	
1	AGVB	468	3,940	6,353.26	868	1,710.07	0	0	0	0	0	0	0	0	14	53.81	0	0	0	0	0	0	0	0	4,822	8,117.14	
RRB Total		468	3,940	6,353.26	868	1,710.07	0	0	0	0	0	0	0	0	14	53.81	0	0	0	0	0	0	0	0	4,822	8,117.14	
1	AACB	67	75	37.36	0	0	0	0	0	0	0	0	0	0	31	64.78	0	0	3	6.29	0	0	0	0	109	108.43	
Grand Total		3,061	26,860	2,34,661.32	10,602	1,41,450.36	3,247	2,58,762.17	1,602	1,50,310.68	453	1,37,276.34	192.00	42,378.35	302	1,085.99	56	152.59	12	75.03	172.00	203.83	44.00	48.96	43,542	9,66,405.62	

District wise ACP DISBURSEMENT(MSME) report of Assam during the FY2023-2024 upto date 30.06.2023

(Amount in Rs.Lakhs)

Sl No.	District Name	Total Branch	Micro TL A/C	Micro TL Amt	Micro WC A/C	Micro WC Amt	Small TL A/C	Small TL Amt	Small WC A/C	Small WC Amt	Medium TL A/C	Medium TL Amt	Medium WC A/C	Medium WC Amt	KVIC TL A/C	KVIC TL Amt	KVIC WC A/C	KVIC WC Amt	Others under MSMEs A/C	Others under MSMEs Amt	CLF TL A/C	CLF TL Amt	CLF WC A/C	CLF WC Amt	Tot MSME (PS) Disb No.	Tot MSME (PS) Disb Amt
1	Baksa	57	298	1,167.09	65	444.37	10	283.85	13	1,399.17	0	0	1	1,500.00	4	10.08	0	0	0	0.00	5	5.50	0	0.00	396	4,810.06
2	Barpeta	124	1,090	7,210.61	569	6,544.58	107	4,754.24	41	3,128.88	6	633.61	5	1,100.10	24	71.80	6	18.23	2	11.48	12	12.60	3	6.50	1,865	23,492.63
3	Bongaigaon	61	608	4,593.32	227	2,911.18	63	5,450.57	27	1,548.20	4	955.80	2	156.78	2	1.05	2	1.22	0	0.00	0	0.00	0	0.00	935	15,618.12
4	Cachar	163	1,771	9,122.30	620	5,340.97	158	11,221.84	67	6,870.47	19	4,985.66	8	1,030.52	20	49.52	0	0	1	5.00	13	20.40	3	5.50	2,680	38,652.18
5	Charaideo	36	281	1,879.19	100	1,328.57	17	127.85	15	67.35	0	0	0	0	0	0	0	0	0	0.00	0	0.00	0	0.00	413	3,402.96
6	Chirang	36	316	1,485.10	62	186.67	21	638.46	5	90.80	1	750	1	250	0	0	0	0	0	0.00	0	0.00	0	0.00	406	3,401.03
7	Darrang	68	617	5,442.58	258	2,261.40	66	3,200.36	23	1,919.33	2	701.70	1	225.00	10	17.86	7	5.65	0	0.00	0	0.00	0	0.00	984	13,773.88
8	Dhemaji	46	502	2,297.65	242	1,379.93	26	793.42	15	1,099.21	0	0	0	0	1	1.13	0	0	2	4.81	5	4.60	0	0.00	793	5,580.75
9	Dhubri	88	685	5,864.25	185	967.03	65	5,563.12	12	1,156.37	2	675.00	1	390.00	2	4.06	0	0	0	0.00	12	16.58	8	5.80	972	14,642.21
10	Dibrugarh	183	1,992	14,379.56	652	7,105.27	180	14,786.24	126	9,226.67	14	1,511.41	14	1,151.85	22	95.17	3	9.58	1	5.00	29	35.10	10	12.16	3,043	48,318.01
11	Dimasasao	30	280	542.35	50	156.20	1	19.30	1	19.7	0	0	0	0	1	0.27	0	0	0	0.00	0	0.00	0	0.00	333	737.82
12	Goalpara	72	606	2,839.82	183	1,217.59	32	2,076.46	19	1,882.51	1	3.92	7	1,193.82	12	19.42	0	0	0	0.00	11	10.25	3	5.50	874	9,249.29
13	Golaghat	122	1,078	5,453.37	357	1,355.56	94	3,622.92	24	1,039.46	1	100.00	1	5	7	8.45	1	0.25	0	0.00	6	5.20	0	0.00	1,569	11,590.21
14	Hailakandi	45	421	2,031.80	215	2,186.12	11	559.12	26	3,161.03	0	0	1	2.00	8	22.23	2	8.31	0	0.00	0	0.00	0	0.00	684	7,970.61
15	Jorhat	134	1,056	10,308.33	481	5,141.26	172	11,395.09	53	3,995.32	22	10,475.31	5	2,195.45	2	6.06	0	0	1	2.00	0	0.00	0	0.00	1,792	43,518.82
16	Kamrup	175	1,186	7,173.24	474	7,299.32	104	3,070.67	78	7,660.57	9	529.84	5	327.40	47	116.63	1	0.25	0	0.00	36	40.80	17	13.50	1,957	26,232.22
17	Kamrupmetro	419	4,281	88,004.40	2,039	55,057.17	1,283	1,42,902.99	535	67,822.43	308	1,04,077.16	109	29,122.73	24	161.99	13	59.82	0	0.00	0	0.00	0	0.00	8,592	4,87,208.69
18	Karbianglong	65	663	1,583.79	113	788.20	6	130.15	6	447.75	0	0	0	0	6	5.55	3	2.55	0	0.00	0	0.00	0	0.00	797	2,957.99
19	Karimganj	89	595	3,358.44	254	1,902.17	62	3,318.57	26	669.48	1	39.00	1	13.00	9	26.75	0	0	0	0.00	0	0.00	0	0.00	948	9,327.41
20	Kokrajhar	53	467	2,572.17	132	803.84	31	841.65	9	1,125.68	0	0	0	0	4	5.15	0	0	0	0.00	0	0.00	0	0.00	643	5,348.49
21	Lakhimpur	93	928	4,594.82	345	3,947.52	68	2,904.96	69	2,950.98	5	382.24	5	617.80	27	157.56	3	8.39	0	0.00	10	8.80	0	0.00	1,460	15,573.07
22	Majuli	16	27	168.76	9	31.13	10	41.93	4	10.71	0	0	0	0	0	0	0	0	0	0.00	0	0.00	0	0.00	50	252.53
23	Morigaon	67	321	2,108.85	145	2,344.89	35	779.87	38	2,192.12	0	0	5	1,195.00	0	0	0	0	1	4.80	5	6.60	0	0.00	550	8,632.13
24	Nagaon	210	1,383	9,235.32	672	6,520.00	131	7,507.93	95	6,677.72	11	3,142.05	5	101.41	16	68.57	6	23.75	1	1.90	0	0.00	0	0.00	2,320	33,278.65
25	Nalbari	87	690	4,423.07	250	2,628.71	59	2,636.86	22	2,074.45	2	23.6	1	10	11	40.86	5	8.03	0	0.00	8	7.40	0	0.00	1,048	11,852.98
26	Sibsagar	105	991	5,965.14	494	4,832.07	79	5,244.10	59	4,465.61	6	2,004.81	1	90.27	5	27.46	0	0	2	40.02	7	8.60	0	0.00	1,644	22,678.08
27	Sonitpur	185	1,662	12,362.50	520	6,872.86	108	8,634.44	70	6,001.24	24	2,909.47	5	364.84	25	106.70	4	6.56	0	0.00	0	0.00	0	0.00	2,418	37,258.61
28	Southalmara	12	83	682.40	7	49.57	7	166.97	1	10.14	0	0	0	0	0	0	0	0	0	0.00	0	0.00	0	0.00	98	909.08
29	Tinsukia	149	1,758	16,003.64	817	9,479.77	233	15,848.88	121	11,565.33	15	3,375.76	8	1,335.38	10	57.03	0	0	1	0.02	5	8.80	0	0.00	2,968	57,674.61
30	Udalguri	49	193	1,721.00	42	317.06	8	239.36	2	32.00	0	0	0	0	3	4.64	0	0	0	0.00	8	12.60	0	0.00	256	2,326.66
31	Westkarbi	22	31	86.46	23	49.38	0	0	0	0	0	0	0	0	0	0	0	0	0	0.00	0	0.00	0	0.00	54	135.84
Grand Total		3,061	26,860	2,34,661.32	10,602	1,41,450.36	3,247	2,58,762.17	1,602	1,50,310.68	453	1,37,276.34	192	42,378.35	302	1,085.99	56	152.59	12	75.03	172	203.83	44	48.96	43,542	9,66,405.62

Bankwise Progress under ACP DISBURSEMENT(OTHER PS) Report of Assam during the FY-2023-2024 upto date 30.06.2023

(Amount in Rs. Lakhs)

SI No.	Bank Name	Total Branch	Export Credit A/C	Export Credit Amt	Education (PS) A/C	Education (PS) Amt	Housing (PS) A/C	Housing (PS) Amt	Social Infra A/C	Social Infra Amt.	Renewable Energy A/C	Renewable Energy Amt	Informal Credit A/C	Informal Credit Amt	Total Other PS Disb No.	Total Other PS Disb Amt.	Loans to weaker No	Loans to weaker Amt
1	BOB	67	0	0.00	39	387.78	117	2,003.98	0	0.00	0	0.00	0	0.00	156	2,391.76	1,065	2,072.90
2	BOI	52	0	0.00	9	10.29	3	18.30	0	0.00	0	0.00	0	0.00	12	28.59	2,928	4,047.16
3	BOM	18	0	0.00	4	1.39	23	154.92	0	0.00	0	0.00	0	0.00	27	156.31	0	0
4	CAN	109	0	0.00	143	141.09	125	606.62	0	0.00	0	0.00	0	0.00	268	747.71	2,413	6,158.28
5	CBI	119	0	0.00	9	12.46	34	417.25	0	0.00	0	0.00	0	0.00	43	429.71	121	73.21
6	IND	114	0	0.00	20	49.05	7	30.18	0	0.00	0	0.00	0	0.00	27	79.23	5,623	7,393.15
7	IOB	31	0	0.00	14	30.36	140	1,118.36	0	0.00	0	0.00	0	0.00	154	1,148.72	34	296.12
8	PNB	295	0	0.00	77	109.45	255	1,275.95	0	0.00	1	0.01	0	0.00	333	1,385.41	4,518	6,399.78
9	PSB	14	0	0.00	1	4.00	3	41.51	0	0.00	0	0.00	0	0.00	4	45.51	0	0
10	SBI	388	0	0.00	512	585.44	90	352.16	0	0.00	0	0.00	0	0.00	602	937.60	19,508	32,426.67
11	UCO	142	0	0.00	46	35.39	187	967.91	0	0.00	0	0.00	1,336	6288.92	1,569	7,292.22	3,113	10,691.67
12	UNI	87	0	0.00	0	0.00	0	0	0	0.00	0	0.00	0	0.00	0	0	3,803	5,434.87
Public	Total	1,436	0	0.00	874	1366.70	984	6,987.14	0	0.00	1	0.01	1,336	6288.92	3,195	14,642.77	43,126	74,993.81
1	AXIS	94	0	0.00	9	28.20	60	132.11	0	0.00	0	0.00	3,118	1053.20	3,187	1,213.51	15,369	24,028.68
2	BAND	482	0	0.00	0	0.00	0	0	0	0.00	0	0.00	37,309	15943.59	37,309	15,943.59	51,234	20,390.54
3	FED	13	0	0.00	3	5.71	0	0	0	0.00	0	0.00	0	0.00	3	5.71	752	1,868.61
4	HDFC	109	0	0.00	4	6.64	310	282.56	0	0.00	0	0.00	3,806	1170.70	4,120	1,459.90	33,865	12,923.67
5	ICICI	94	0	0.00	20	119.58	7	170.37	0	0.00	0	0.00	0	0.00	27	289.95	2,315	3,566.94
6	IDBI	30	0	0.00	11	16.19	14	39.42	1	1.35	0	0.00	0	0.00	26	56.96	428	645.82
7	IDFC	3	0	0.00	0	0.00	0	0	22	7.00	0	0.00	0	0.00	22	7.00	882	269.00
8	INDUS	39	0	0.00	0	0.00	0	0	0	0.00	0	0.00	0	0.00	0	0	128	789.67
9	KBL	2	0	0.00	0	0.00	8	78.49	0	0.00	0	0.00	0	0.00	8	78.49	1	0.1
10	KMB	5	0	0.00	0	0.00	0	0	0	0.00	0	0.00	0	0.00	0	0	15	120.97
11	RBL	1	0	0.00	0	0.00	0	0	0	0.00	0	0.00	0	0.00	0	0	0	0
12	SIB	2	0	0.00	0	0.00	0	0	0	0.00	0	0.00	0	0.00	0	0	0	0
13	YES	11	0	0.00	0	0.00	0	0	0	0.00	0	0.00	0	0.00	0	0	18	882.18
Private	Total	885	0	0.00	47	176.32	399	702.95	23	8.35	0	0.00	44,233	18167.49	44,702	19,055.11	1,05,007	65,486.18
1	AU	1	0	0.00	0	0.00	0	0	0	0.00	0	0.00	0	0.00	0	0	0	0
2	ESAF	3	0	0.00	0	0.00	0	0	0	0.00	0	0.00	0	0.00	0	0	1,405	516.50
3	JSF	14	0	0.00	0	0.00	3	2.45	0	0.00	0	0.00	1,910	996.62	1,913	999.07	4,682	2,184.93
4	NESFB	167	0	0.00	0	0.00	0	0	0	0.00	0	0.00	0	0.00	0	0	0	0
5	UJJ	18	0	0.00	0	0.00	852	847.48	0	0.00	0	0.00	0	0.00	852	847.48	900	720.01
6	USFB	2	0	0.00	0	0.00	0	0	0	0.00	0	0.00	0	0.00	0	0	0	0
SFB	Total	205	0	0.00	0	0.00	855	849.93	0	0.00	0	0.00	1,910	996.62	2,765	1,846.55	6,987	3,421.44
1	AGVB	468	0	0.00	0	0.00	15	88.10	0	0.00	0	0.00	0	0.00	15	88.10	57,738	49,215.19
RRB	Total	468	0	0.00	0	0.00	15	88.10	0	0.00	0	0.00	0	0.00	15	88.10	57,738	49,215.19
1	AACB	67	0	0.00	0	0.00	45	280.00	3	1040.00	0	0.00	0	0.00	48	1,320.00	0	0
Grand Total	Total	3,061	0	0.00	921	1,543.02	2,298	8,908.12	26	1,048.35	1	0.01	47,479	25,453.03	50,725	36,952.53	2,12,858	1,93,116.62

District wise ACP DISBURSEMENT(OTHER PS) report of Assam during the FY2023-2024 upto date 30.06.2023

(Amount in Rs.Lakhs)

SI No.	District Name	Total Branch	Export Credit A/C	Export Credit Amt	Education (PS) A/C	Education (PS) Amt	Housing (PS) A/C	Housing (PS) Amt	Social Infrastructure A/C	Social Infrastructure Amt.	Renewable Energy A/C	Renewable Energy Amt	Informal Credit A/C	Informal Credit Amt	Total Other PS Disb No.	Total Other PS Disb Amt.	Loans to weaker No	Loans to weaker Amt
1	Baksa	57	0	0.00	10	9.00	6	30.66	0	0	0	0	440	382.41	456	422.07	3,327	3,504.65
2	Barpeta	124	0	0.00	29	37.22	83	209.61	0	0	0	0	2,633	1,390.09	2,745	1,636.92	13,143	12,907.16
3	Bongaigaon	61	0	0.00	18	20.02	79	266.84	0	0	0	0	1,130	609.90	1,227	896.76	5,508	6,913.13
4	Cachar	163	0	0.00	12	12.43	175	437.87	1	1.35	0	0	5,145	2,125.63	5,333	2,577.28	10,221	6,980.05
5	Charaideo	36	0	0.00	5	7.36	18	91.67	0	0	0	0	380	160.53	403	259.56	3,016	2,589.31
6	Chirang	36	0	0.00	2	9.99	2	15.00	0	0	0	0	783	533.71	787	558.70	3,126	3,378.47
7	Darrang	68	0	0.00	31	71.42	17	128.49	0	0	0	0	1,161	621.80	1,209	821.71	8,466	6,997.82
8	Dhemaji	46	0	0.00	17	15.36	10	33.56	0	0	0	0	593	451.46	620	500.38	5,465	5,775.71
9	Dhubri	88	0	0.00	18	20.20	34	85.68	0	0	0	0	2,320	2,215.26	2,372	2,321.14	6,585	7,397.72
10	Dibrugarh	183	0	0.00	29	37.44	94	504.03	0	0	0	0	1,845	834.34	1,968	1,375.81	12,471	10,864.32
11	Dimahasao	30	0	0.00	2	1.50	1	1.50	0	0	0	0	0	0	3	3.00	487	832.81
12	Goalpara	72	0	0.00	9	15.50	2	11.00	0	0	1	0.01	1813	767.97	1,825	794.48	5,376	5,189.68
13	Golaghat	122	0	0.00	24	30.28	19	171.73	0	0	0	0	2,472	1,018.91	2,515	1,220.92	10,656	7,653.09
14	Hailakandi	45	0	0.00	1	0.73	4	46.18	0	0	0	0	773	388.08	778	434.99	2,136	1,858.36
15	Jorhat	134	0	0.00	62	100.20	71	501.07	0	0	0	0	1,889	943.65	2,022	1,544.92	8,662	6,233.81
16	Kamrup	175	0	0.00	89	97.73	434	657.25	0	0	0	0	3,217	1,645.40	3,740	2,400.38	14,913	11,864.26
17	Kamrupmetro	419	0	0.00	202	477.51	795	3,354.23	22	7	0	0	1,815	1,315.82	2,834	5,154.56	8,145	13,149.15
18	Karbianglong	65	0	0.00	6	8.39	4	29.07	2	1030	0	0	300	189.79	312	1,257.25	2,847	2,706.88
19	Karimganj	89	0	0.00	7	16.26	45	81.08	0	0.00	0	0	2,461	1,160.20	2,513	1,257.54	3,829	4,012.47
20	Kokrajhar	53	0	0.00	13	19.61	8	74.89	1	10	0	0	1,956	1,028.36	1,978	1,132.86	6,178	6,212.91
21	Lakhimpur	93	0	0.00	48	119.09	63	330.21	0	0	0	0	1,733	655.79	1,844	1,105.09	9,771	8,207.90
22	Majuli	16	0	0.00	2	0.88	5	40.05	0	0	0	0	17	69.00	24	109.93	972	1,519.71
23	Morigaon	67	0	0.00	13	10.00	24	152.59	0	0	0	0	904	414.90	941	577.49	6,160	4,560.63
24	Nagaon	210	0	0.00	44	49.88	47	196.28	0	0	0	0	3,333	1,809.23	3,424	2,055.39	17,915	14,162.25
25	Nalbari	87	0	0.00	42	39.23	21	164.89	0	0	0	0	977	580.99	1,040	785.11	7,596	7,308.79
26	Sibsagar	105	0	0.00	34	45.23	48	344.93	0	0	0	0	1,402	690.71	1,484	1,080.87	8,341	5,956.64
27	Sonitpur	185	0	0.00	60	104.23	128	511.14	0	0	0	0	3,524	2,108.86	3,712	2,724.23	14,027	11,725.08
28	Southsalmara	12	0	0.00	0	0	0	0	0	0	0	0	17	52.50	17	52.50	297	630.92
29	Tinsukia	149	0	0.00	46	120.61	58	405.75	0	0	0	0	1,666	802.61	1,770	1,328.97	9,023	7,815.83
30	Udalguri	49	0	0.00	46	45.72	3	30.87	0	0	0	0	780	485.13	829	561.72	3,646	3,416.10
31	Westkarbi	22	0	0.00	0	0	0	0	0	0	0	0	0	0	0	0	553	791.01
Grand Total		3,061	0	0.00	921	1,543.02	2,298	8,908.12	26	1,048.35	1	0.01	47,479	25,453.03	50,725	36,952.53	2,12,858	1,93,116.62

Bankwise Progress under Non Priority Sector (NPS) OUTSTANDING & NPA Report of Assam as on date 30.06.2023

(Amount in Rs. Lakhs)

Sl No.	Bank Name	Total Branch	Agri NPS No.	Agri NPS Amt.	Education NPS No.	Education NPS Amt.	Housing NPS No.	Housing NPS Amt.	Personal Loan No.	Personal Loan Amt.	Other NPS No.	Other NPS Amt.	Tot NPS O/S No.	Tot NPS O/S Amt.	Tot Non Prio Sec NPA No.	Tot Non Prio Sec NPA Amt.	NPS NPA Amt. %
1	BOB	67	341	602.9	72	1,659.99	1,740	38,955.47	9,790	19,264.64	10,945	69,357.58	22,888	1,29,840.58	1,454	2,713.98	2.09
2	BOI	52	0	0	5	44.18	473	12,440.85	2,145	5,213.03	7,366	26,123.15	9,989	43,821.21	1,050	711.21	1.62
3	BOM	18	0	0	1	12.96	151	4,721.09	15	67.64	349	11,046.39	516	15,848.08	51	369.07	2.33
4	CAN	109	30	12,116.67	12	220.11	1,115	27,170.01	3,006	10,489.60	9,034	64,525.71	13,197	1,14,522.10	1,253	2,957.29	2.58
5	CBI	119	0	0	17	279.58	334	13,025.09	5,599	14,952.64	7,696	39,809.13	13,646	68,066.44	2,294	1,688.81	2.48
6	IND	114	7	1,087.91	17	337.33	1,892	36,414.86	11,760	55,850.98	141	16,459.33	13,817	1,10,150.41	871	2535.07	2.3
7	IOB	31	2	10.63	11	239.07	426	8,720.90	687	1,641.70	3,236	82,448.10	4,362	93,060.40	238	370.14	0.40
8	PNB	295	0	0	34	651.09	2,126	56,777.60	17,113	67,283.49	759	1,12,918.40	20,032	2,37,630.58	748	3,178.25	1.34
9	PSB	14	0	0	0	0	206	3,684.42	361	1,563.42	668	3,369.66	1,235	8,617.50	81	303.72	3.52
10	SBI	388	2717	12099.62	185	6,226.80	66,844	4,61,058.34	81,513	1,35,249.37	5,73,376	26,93,516.08	7,24,635	33,08,150.21	24,423	35,816.48	1.08
11	UCO	142	0	0	5	100.38	988	29,560.46	3,071	3,115.77	7,056	35,444.97	11,120	68,221.58	1,818	2,200.51	3.23
12	UNI	87	3	1,129.97	579	3,205.46	1,797	26,714.77	7,796	33,901.19	1,762	11,689.59	11,937	76,640.98	1,011	1,765.31	2.30
Public Total		1,436	3,100	27,047.70	938	12,976.95	78,092	7,19,243.86	1,42,856	3,48,593.47	6,22,388	31,66,708.09	8,47,374	42,74,570.07	35,292	54,609.84	1.28
1	AXIS	94	0	0	43	1,079.51	531	16,051.97	54,345	33,008.16	56,897	2,07,896.40	1,11,816	2,58,036.04	11,383	3,991.62	1.55
2	BAND	482	0	0	0	0	190	1,216.57	8,647	15,510.74	2,62,555	1,85,340.82	2,71,392	2,02,068.13	67,717	49,980.71	24.73
3	FED	13	0	0	5	63.10	201	4,321.64	645	1,085.93	2,915	35,768.47	3,766	41,239.14	140	785.01	1.90
4	HDFC	109	0	0	1	3.72	1,083	16,229.73	35,157	1,22,100.95	3,15,752	4,21,092.86	3,51,993	5,59,427.26	5,716	9,536.09	1.70
5	ICICI	94	0	0	42	1,087.51	4,108	1,07,406.80	18,962	60,636.72	90,737	3,63,529.83	1,13,849	5,32,660.86	2,582	9,231.16	1.73
6	IDBI	30	0	0	6	163.59	859	17,090.44	201	4,203.59	3,758	15,013.12	4,824	36,470.74	111	1,199.75	3.29
7	IDFC	3	32	138	0	0	21	412.00	1,988	4,808.00	1,07,881	77,918.00	1,09,922	83,276.00	2,719	1,387.00	1.67
8	INDUS	39	0	0	0	0	0	0	0	0	63,112	1,46,138.82	63,112	1,46,138.82	5,930	1,603.85	1.10
9	KBL	2	0	0	0	0	40	2,009.86	69	347.22	162	6,396.84	271	8,753.92	6	148.98	1.70
10	KMB	5	0	0	0	0	0	0	0	0	865	11,726.86	865	11,726.86	6	113.87	0.97
11	RBL	1	0	0	0	0	0	0	0	0	2	1.81	2	1.81	0	0	0
12	SIB	2	0	0	0	0	0	0	148	270.72	191	670.01	339	940.73	3	118.59	12.61
13	YES	11	0	0	0	0	0	0	1,834	7,047.77	6,265	19,821.31	8,099	26,869.08	142	291.53	1.09
Private Total		885	32	138	97	2,397.43	7,033	1,64,739.01	1,21,996	2,49,019.80	9,11,092	14,91,315.15	10,40,250	19,07,609.39	96,455	78,388.16	4.11
1	AU	1	0	0	0	0	0	0	0	0	0	0	0	0	0	0	0
2	ESAF	3	0	0	0	0	0	0	0	0	14	14.82	14	14.82	1	0.38	2.56
3	JSF	14	0	0	0	0	19	165.00	0	0	2,958	1,432.00	2,977	1,597.00	90	47.00	2.94
4	NESFB	167	0	0	0	0	0	0	0	0	5,037	13,261.05	5,037	13,261.05	97	154.48	1.16
5	UJJ	18	0	0	0	0	312	3,961.20	223	257.80	11,474	4,982.77	12,009	9,201.77	3,973	941.64	10.23
6	USFB	2	0	0	0	0	0	0	0	0	1	1765	1	1765	0	0	0
SFB Total		205	0	0	0	0	331	4,126.20	223	257.80	19,484	21,455.64	20,038	25,839.64	4,161	1,143.50	16.89
1	AGVB	468	7	1387.44	0	0	26	878.95	9,191	33,050.80	15,802	42,733.58	25,026	78,050.77	5,685	6,924.22	8.87
RRB Total		468	7	1387.44	0	0	26	878.95	9,191	33,050.80	15,802	42,733.58	25,026	78,050.77	5,685	6,924.22	8.87
1	AACB	67	0	0	0	0	0	0	1,584	3,572.71	20,751	13,856.12	22,335	17,428.83	100	328.98	1.89
Grand Total		3,061	3,139	28,573.14	1,035	15,374.38	85,482	8,88,988.02	2,75,850	6,34,494.58	15,89,517	47,36,068.58	19,55,023	63,03,498.70	1,41,693	1,41,394.70	2.24

Districtwise Progress under Non Priority Sector OUTSTANDING & NPA Report of Assam as on date 30.06.2023

(Amount in Rs. Lakhs)

Sl No.	District Name	Total Branch	Agri NPS No.	Agri NPS Amt.	Education NPS No.	Education NPS Amt.	Housing NPS No.	Housing NPS Amt.	Personal Loan No.	Personal Loan Amt.	Other NPS No.	Other NPS Amt.	Tot NPS O/S No.	Tot NPS O/S Amt.	Tot Non Prio Sec NPA No.	Tot Non Prio Sec NPA Amt.	NPS NPA Amt. %
1	Baksa	57	17	46.60	4	53.04	571	3,220.01	2,533	4,866.54	10,653	36,249.39	13,778	44,435.58	1,184	1,125.05	2.53
2	Barpeta	124	87	57.60	60	503.81	2,643	18,341.30	10,271	20,282.50	63,056	1,65,104.76	76,117	2,04,289.97	5,998	4,840.35	2.37
3	Bongaigaon	61	26	45.48	11	203.60	2,228	20,510.57	7,194	15,744.04	35,223	1,07,426.01	44,682	1,43,929.70	3,277	2,239.76	1.56
4	Cachar	163	38	318.39	27	351.55	2,908	24,674.49	12,446	24,118.95	1,03,734	2,09,107.88	1,19,153	2,58,571.26	14,767	11,668.71	4.51
5	Charaideo	36	2	3.37	2	39.93	344	2,429.43	1,450	2,614.23	8,373	26,811.88	10,171	31,898.84	774	980.55	3.07
6	Chirang	36	305	1020.89	3	69.63	599	3,466.12	1,964	3,208.66	10,881	33,442.75	13,752	41,208.05	1,438	997.79	2.42
7	Darrang	68	76	106.47	10	101.04	1,741	12,862.61	5,685	10,316.78	32,508	73,375.18	40,020	96,762.08	3,600	2,763.82	2.86
8	Dhemaji	46	42	39.43	3	47.33	1,682	6,726.41	4,893	11,748.77	21,109	69,119.06	27,729	87,681.00	907	1,273.42	1.45
9	Dhubri	88	291	852.67	6	64.62	1,705	8,371.22	5,883	8,852.33	45,680	99,900.22	53,565	1,18,041.06	8,149	6,211.91	5.26
10	Dibrugarh	183	51	50.96	59	866.91	5,011	50,616.84	19,602	49,368.86	86,902	2,69,549.75	1,11,625	3,70,453.32	6,716	3,721.82	1.00
11	Dimahasao	30	2	4.01	1	18.25	178	1,558.64	2,957	9,560.96	7,478	27,548.61	10,616	38,690.47	374	390.70	1.01
12	Goalpara	72	70	54.92	6	63.57	926	4,160.38	4,213	7,425.70	27,207	72,631.82	32,422	84,336.39	2,793	2,119.05	2.51
13	Golaghat	122	42	368.10	18	257.88	2,580	17,275.26	7,934	17,428.89	47,670	1,46,005.61	58,244	1,81,335.74	2,844	1,678.31	0.93
14	Hailakandi	45	370	1026.22	6	18.74	670	3,011.26	2,517	5,249.60	17,836	39,532.72	21,399	48,838.54	3,106	2,120.12	4.34
15	Jorhat	134	23	272.47	51	1222.08	6,532	51,938.89	13,372	30,036.95	70,993	1,96,549.22	90,971	2,80,019.61	5,059	5,253.45	1.88
16	Kamrup	175	35	254.57	22	387.27	3,659	39,461.58	18,857	49,237.85	95,082	2,33,740.45	1,17,655	3,23,081.72	10,682	8,883.19	2.75
17	Kamrupmetro	419	56	19828.52	529	8257.63	26,099	4,23,715.22	60,891	1,41,363.39	3,97,212	15,75,223.57	4,84,787	21,68,388.33	20,384	46,374.36	2.14
18	Karbianglong	65	33	20.08	2	18.35	814	5,398.43	6,353	21,422.85	20,486	73,663.17	27,688	1,00,522.88	840	966.45	0.96
19	Karimganj	89	2	2.00	12	97.47	550	5,031.75	4,399	9,713.88	34,905	57,323.54	39,868	72,168.64	7,528	6,226.57	8.63
20	Kokrajhar	53	771	2666.38	11	140.18	1,168	11,991.03	4,700	10,311.36	28,857	86,144.49	35,507	1,11,253.44	2,448	2,129.99	1.91
21	Lakhimpur	93	32	20.60	17	175.58	2,221	16,699.08	8,506	21,670.59	41,970	1,15,876.56	52,746	1,54,442.41	2,936	2,312.07	1.50
22	Majuli	16	4	25.89	1	25.46	143	524.32	1,673	5,749.55	2,302	9,693.36	4,123	16,018.58	214	204.26	1.28
23	Morigaon	67	89	89.87	11	192.13	628	5,152.64	4,732	14,152.11	19,903	53,314.93	25,363	72,901.68	2,779	2,594.51	3.56
24	Nagaon	210	473	346.35	36	395.36	3,969	26,626.67	14,399	32,032.62	1,05,284	2,57,635.47	1,24,161	3,17,036.47	11,742	8,612.60	2.72
25	Nalbari	87	15	27.87	12	153.93	2,770	19,548.46	7,622	19,605.17	36,536	92,248.30	46,955	1,31,583.73	4,005	3,841.07	2.92
26	Sibsagar	105	33	30.68	15	298.77	2,835	22,873.35	9,733	23,757.27	61,078	1,63,604.95	73,694	2,10,565.02	3,812	2,283.33	1.08
27	Sonitpur	185	36	158.03	31	827.96	5,187	47,874.93	15,354	31,032.54	82,045	2,11,054.09	1,02,653	2,90,947.55	6,751	4,779.21	1.64
28	Southsalmara	12	1	1.06	0	0.00	271	310.75	659	700.56	2,156	8,847.46	3,087	9,859.83	254	300.52	3.05
29	Tinsukia	149	49	676.19	47	436.42	2,957	31,433.66	11,400	25,762.79	55,041	1,60,955.11	69,494	2,19,264.17	4,692	3,220.07	1.47
30	Udalguri	49	64	153.14	18	69.48	1,807	2,978.58	2,473	3,155.91	14,274	52,540.13	18,636	58,897.24	1,462	1,092.90	1.86
31	Westkarbi	22	4	4.33	4	16.41	86	204.14	1,185	4,002.38	3,083	11,848.14	4,362	16,075.40	178	188.79	1.17
Grand Total		3,061	3,139	28,573.14	1,035.00	15,374.38	85,482.00	8,88,988.02	2,75,850.00	6,34,494.58	15,89,517.00	47,36,068.58	19,55,023.00	63,03,498.70	1,41,693.00	1,41,394.70	2.24

Bankwise Progress under Non Priority Sector (NPS) NPA OUTSTANDING Report of Assam as on date 30.06.2023

(Amount in Rs. Lakhs)

Sl No.	Bank Name	Total Branch	Agri NPS No	Agri NPS Amt	Education NPS No	Education NPS Amt	Housing NPS No	Housing NPS Amt	Personal Loan No	Personal Loan Amt	Other NPS No	Other NPS Amt	Tot Non Prio Sec NPA No.	Tot Non Prio Sec NPA Amt.
1	BOB	67	322	400.33	0	0.00	29	462.49	575	324.2	528	1,526.96	1,454	2,713.98
2	BOI	52	0	0.00	1	2.81	16	425.46	103	54.36	930	228.58	1,050	711.21
3	BOM	18	0	0.00	1	25.00	5	229.90	2	14	43	100.17	51	369.07
4	CAN	109	2	1.80	1	1.66	15	230.11	223	384.97	1,012	2,338.75	1,253	2,957.29
5	CBI	119	0	0.00	0	0.00	1	55.46	198	188.62	2,095	1,444.73	2,294	1,688.81
6	IND	114	1	0.00	0	0.00	84	1145.77	759	1001.19	27	388.11	871	2535.07
7	IOB	31	0	0.00	0	0.00	0	0.00	218	324.14	20	46.00	238	370.14
8	PNB	295	0	0.00	0	0.00	133	1932.11	615	1,246.14	0	0	748	3,178.25
9	PSB	14	0	0.00	0	0.00	0	0.00	39	4.4	42	299.32	81	303.72
10	SBI	388	180	513.92	2	49.25	6	267.90	382	412.88	23,853	34,572.53	24,423	35,816.48
11	UCO	142	0	0.00	1	19.67	16	455.67	733	718.88	1,068	1,006.29	1,818	2,200.51
12	UNI	87	0	0.00	34	99.86	81	490.02	709	1109.98	187	65.45	1,011	1,765.31
Public	Total	1,436	505	916.05	40	198.25	386	5694.89	4,556	5,783.76	29,805	42,016.89	35,292	54,609.84
1	AXIS	94	0	0.00	0	0.00	12	0.00	2,104	971.01	9,267	3,020.61	11,383	3,991.62
2	BAND	482	0	0.00	0	0.00	7	30.10	424	1,166.41	67,286	48,784.20	67,717	49,980.71
3	FED	13	0	0.00	0	0.00	3	19.62	52	54.12	85	711.27	140	785.01
4	HDFC	109	0	0.00	0	0.00	8	90.42	420	845	5,288	8,600.67	5,716	9,536.09
5	ICICI	94	0	0.00	0	0.00	57	1406.60	453	877.1	2,072	6,947.46	2,582	9,231.16
6	IDBI	30	0	0.00	0	0.00	9	164.79	0	0	102	1,034.96	111	1,199.75
7	IDFC	3	4	7.00	0	0.00	1	38.00	49	79	2,665	1,263.00	2,719	1,387.00
8	INDUS	39	0	0.00	0	0.00	0	0.00	0	0	5,930	1,603.85	5,930	1,603.85
9	KBL	2	0	0.00	0	0.00	1	124.59	1	6.1	4	18.29	6	148.98
10	KMB	5	0	0.00	0	0.00	0	0.00	0	0	6	113.87	6	113.87
11	RBL	1	0	0.00	0	0.00	0	0.00	0	0	0	0	0	0
12	SIB	2	0	0.00	0	0.00	0	0.00	0	0	3	118.59	3	118.59
13	YES	11	0	0.00	0	0.00	0	0.00	43	76.69	99	214.84	142	291.53
Private	Total	885	4	7.00	0	0.00	98	1874.12	3,546	4,075.43	92,807	72,431.61	96,455	78,388.16
1	AU	1	0	0.00	0	0.00	0	0.00	0	0	0	0	0	0
2	ESAF	3	0	0.00	0	0.00	0	0.00	0	0	1	0.38	1	0.38
3	JSF	14	0	0.00	0	0.00	1	6.00	0	0	89	41.00	90	47.00
4	NESFB	167	0	0.00	0	0.00	0	0.00	0	0	97	154.48	97	154.48
5	UJJ	18	0	0.00	0	0.00	21	6.75	0	0	3,952	934.89	3,973	941.64
6	USFB	2	0	0.00	0	0.00	0	0.00	0	0	0	0	0	0
SFB	Total	205	0	0.00	0	0.00	22	12.75	0	0	4,139	1,130.75	4,161	1,143.50
1	AGVB	468	2	25.11	0	0.00	0	0.00	3,159	3,415.57	2,524	3,483.54	5,685	6,924.22
RRB	Total	468	2	25.11	0	0.00	0	0.00	3,159	3,415.57	2,524	3,483.54	5,685	6,924.22
1	AACB	67	0	0.00	0	0.00	0	0.00	60	255.12	40	73.86	100	328.98
Grand Total	Total	3,061	511	948.16	40	198.25	506	7,581.76	11,321	13,529.88	1,29,315	1,19,136.65	1,41,693	1,41,394.70

**Districtwise Progress under Non Priority Sector (NPS) NPA OUTSTANDING report of Assam as on date
30.06.2023**

(Amount in Rs.Lakhs)

Sl No.	District Name	Total Branch	Agri NPS No	Agri NPS Amt	Education NPS No	Education NPS Amt	Housing NPS No	Housing NPS Amt	Personal Loan No	Personal Loan Amt	Other NPS No	Other NPS Amt	Tot Non Prio Sec NPA No.	Tot Non Prio Sec NPA Amt.
1	Baksa	57	0	0.00	0	0.00	8	36.65	384	379.75	792	708.65	1,184	1,125.05
2	Barpeta	124	11	7.02	6	31.45	27	155.74	604	583.13	5,350	4,063.01	5,998	4,840.35
3	Bongaigaon	61	5	0.82	0	0.00	5	53.59	209	175.97	3,058	2,009.38	3,277	2,239.76
4	Cachar	163	4	268.65	1	2.18	17	225.11	286	335.00	14,459	10,837.77	14,767	11,668.71
5	Charaideo	36	0	0.00	0	0.00	7	647.11	65	69.88	702	263.56	774	980.55
6	Chirang	36	2	5.89	0	0.00	1	4	95	71.91	1,340	915.99	1,438	997.79
7	Darrang	68	6	6.17	2	3.75	11	123.13	376	279.39	3,205	2,351.38	3,600	2,763.82
8	Dhemaji	46	1	0.92	0	0.00	3	18.36	129	195.18	774	1,058.96	907	1,273.42
9	Dhubri	88	19	51.50	2	7.46	6	4.29	503	464.32	7,619	5,684.34	8,149	6,211.91
10	Dibrugarh	183	1	1.50	1	19.67	26	376.01	601	685.28	6,087	2,639.36	6,716	3,721.82
11	Dimahasao	30	1	2.61	1	2.81	8	55	51	122.04	313	208.24	374	390.70
12	Goalpara	72	4	3.66	0	0.00	0	0	197	173.11	2,592	1,942.28	2,793	2,119.05
13	Golaghat	122	7	2.36	0	2.10	9	87.87	299	263.72	2,529	1,322.26	2,844	1,678.31
14	Hailakandi	45	322	140.40	2	1.74	1	27.24	110	158.22	2,671	1,792.52	3,106	2,120.12
15	Jorhat	134	7	3.16	3	42.81	20	249.82	523	463.48	4,506	4,494.18	5,059	5,253.45
16	Kamrup	175	6	14.51	0	0.00	16	212.56	686	883.53	9,974	7,772.59	10,682	8,883.19
17	Kamrupmetro	419	6	314.42	15	67.58	229	4166	1,975	2,775.99	18,159	39,050.37	20,384	46,374.36
18	Karbianglong	65	1	1.07	0	0.00	7	50.58	116	196.31	716	718.49	840	966.45
19	Karimganj	89	2	2.00	0	0.00	5	79.71	144	207.39	7,377	5,937.47	7,528	6,226.57
20	Kokrajhar	53	5	13.05	0	0.00	2	41.27	227	168.59	2,214	1,907.08	2,448	2,129.99
21	Lakhimpur	93	4	1.82	0	0.00	7	54.37	308	375.02	2,617	1,880.86	2,936	2,312.07
22	Majuli	16	0	0.00	0	0.00	1	4	82	35.32	131	164.94	214	204.26
23	Morigaon	67	18	23.35	0	0.00	4	27	431	896.36	2,326	1,647.80	2,779	2,594.51
24	Nagaon	210	54	33.68	2	9.17	15	162.66	686	984.39	10,985	7,422.70	11,742	8,612.60
25	Nalbari	87	4	19.42	1	1.94	25	248.81	592	869.05	3,383	2,701.85	4,005	3,841.07
26	Sibsagar	105	4	1.23	1	0.11	11	138.71	292	372.87	3,504	1,770.41	3,812	2,283.33
27	Sonitpur	185	9	13.81	0	0.00	19	115.89	718	563.80	6,005	4,085.71	6,751	4,779.21
28	Southsalmara	12	0	0.00	0	0.00	0	0	80	76.32	174	224.20	254	300.52
29	Tinsukia	149	2	3.48	3	5.48	15	211.28	348	508.00	4,324	2,491.83	4,692	3,220.07
30	Udalguri	49	6	11.66	0	0.00	1	5	183	147.34	1,272	928.90	1,462	1,092.90
31	Westkarbi	22	0	0.00	0	0.00	0	0	21	49.22	157	139.57	178	188.79
Grand Total		3,061	511	948.16	40	198.25	506	7,581.76	11,321	13,529.88	1,29,315	1,19,136.65	1,41,693	1,41,394.70

Bank-wise ACP (Non Priority Sector) Target of Assam for the FY(2023-24)

(Amount in Rs.Lakhs)

Sl No.	Bank Name	Total Branch	Agriculture (NPS) A/C Nos	Agriculture (NPS) Amt	MSME (NPS) A/C Nos	MSME (NPS) Amt	Exp Credit (NPS) A/C Nos	Exp Credit (NPS) Amt	Education (NPS) A/C Nos	Education (NPS) Amt	Housing (NPS) A/C Nos	Housing (NPS) Amt	Personal Loans under NPS A/C Nos	Personal Loans under NPS Amt	Others NPS A/C Nos	Others NPS Amt	NPS Total Target A/C Nos	NPS Total Target Amt
1	BOB	67	19	55.32	8	50.62	0	0	3	55.00	25	329.07	485	2,201.90	2,284	15,217.90	2,824	17,909.81
2	BOI	52	22	59.60	9	56.94	0	0	35	109.00	85	1,112.00	39	158.08	975	6,415.76	1,165	7,911.38
3	BOM	18	7	12.87	3	18.98	0	0	0	0	11	184.00	29	106.00	469	3,170.59	519	3,492.44
4	CAN	109	25	39.57	65	146.06	0	0	32	134.00	283	4,153.25	490	2,165.20	4,936	31,711.62	5,831	38,349.70
5	CBI	119	45	78.16	72	203.00	0	0	9	95.00	42	514.00	166	691.20	376	2,578.07	710	4,159.43
6	IND	114	50	90.10	20	132.85	0	0	89	354.00	126	1,563.00	222	800.50	4,607	30,617.50	5,114	33,557.95
7	IOB	31	18	26.70	62	127.08	0	0	1	15.00	64	941.00	37	158.00	476	3,246.18	658	4,513.96
8	PNB	295	299	450.06	257	987.86	0	0	65	257.00	128	1,304.00	2,072	9,330.10	4,901	32,918.90	7,722	45,247.92
9	PSB	14	8	33.87	3	18.98	0	0	0	0	5	86.00	21	91.00	697	4,772.59	734	5,002.44
10	SBI	388	152	260.78	215	812.51	0	0	118	382.00	2,949	42,409.99	5,729	24,919.74	29,381	1,85,915.09	38,544	2,54,700.11
11	UCO	142	48	90.08	20	132.88	0	0	104	260.00	236	2,976.50	183	534.50	538	2,951.12	1,129	6,945.08
12	UNI	87	70	128.66	28	189.84	0	0	9	165.00	211	3,113.00	411	1,841.50	4,486	29,955.24	5,215	35,393.24
Public	Total	1,436	763	1,325.77	762	2,877.60	0	0	465	1,826.00	4,165	58,685.81	9,884	42,997.72	54,126	3,49,470.56	70,165	4,57,183.46
1	AXIS	94	28	51.48	14	371.92	0	0	16	120.00	179	2,568.00	634	2,798.50	477	2,889.36	1,348	8,799.26
2	BAND	482	25	60.56	64	146.08	0	0	3	55.00	63	758.00	771	3,094.00	956	5,011.76	1,882	9,125.40
3	FED	13	7	12.87	3	18.98	0	0	3	55	21	303	170	662.00	528	1,995.59	732	3,047.44
4	HDFC	109	36	64.36	26	637.42	0	0	23	95.00	552	8,029.00	3,897	17,577.00	3,416	15,751.92	7,950	42,154.70
5	ICICI	94	27	51.48	17	568.43	0	0	6	60.00	538	7,958.00	3,898	17,588.75	5,343	29,641.35	9,829	55,868.01
6	IDBI	30	7	12.87	3	18.98	0	0	3	55.00	106	1,586.70	48	189.22	94	546.22	261	2,408.99
7	IDFC	3	0	0	0	0	0	0	0	0	4	74.00	17	82.00	15	100.00	36	256.00
8	INDUS	39	7	12.87	3	18.98	0	0	3	55	45	613.00	389	1,352.00	3404	15440.59	3,851	17,492.44
9	KBL	2	0	0	0	0	0	0	1	15.00	14	210.00	89	412.00	43	301.00	147	938.00
10	KMB	5	0	0	0	0	0	0	1	15	0	0	89	412.00	87	590.00	177	1,017.00
11	RBL	1	0	0	0	0	0	0	0	0	14	210.00	30	139.00	23	164.00	67	513.00
12	SIB	2	0	0	0	0	0	0	1	15	0	0	89	412.00	87	590.00	177	1,017.00
13	YES	11	7	12.87	3	18.98	0	0	3	55.00	18	282.00	33	142.00	142	905.59	206	1,416.44
Private	Total	885	144	279.36	133	1,799.77	0	0	63	595	1,554	22,591.7	10,154	44,860.47	14,615	73,927.38	26,663	1,44,053.68
1	AU	1	0	0	0	0	0	0	0	0	14	210	30	139.00	23	164.00	67	513.00
2	ESAF	3	0	0	0	0	0	0	0	0	14	210	89	412.00	23	164.00	126	786.00
3	JSF	14	0	0	0	0	0	0	0	0	2	20	25	114.00	102	740.00	129	874.00
4	NESFB	167	8	12.88	4	19	0	0	1	15	11	135	295	1,323.00	130	519.60	449	2,024.48
5	UJJ	18	0	0	0	0	0	0	0	0	5	82.50	18	65.00	68	360.00	91	507.50
6	USFB	2	0	0	0	0	0	0	0	0	0	0	17	82.00	218	1,502.00	235	1,584.00
SFB	Total	205	8	12.88	4	19.00	0	0	1	15.00	46	657.50	474	2,135.00	564	3,449.60	1,097	6,288.98
1	AGVB	468	138	189.78	617	1,186.92	0	0	475	1,418.00	214	2,055.00	684	2,339.40	879	6,743.49	3,007	13,932.59
RRB	Total	468	138	189.78	617	1,186.92	0	0	475	1,418.00	214	2,055.00	684	2,339.40	879	6,743.49	3,007	13,932.59
1	AACB	67	30	62.52	121	235.19	0	0	87	200.10	121	744.15	100	403.50	150	1,277.15	609	2,922.61
Grand Total		3,061	1,083	1,870.31	1,637	6,118.48	0	0	1,091	4,054.10	6,100	84,734.16	21,296	92,736.09	70,334	4,34,868.18	1,01,541	6,24,381.32

Bankwise Progress under ACP DISBURSEMENT(NON PRIORITY) Report of Assam during the FY-202-2024 upto 30.06.2023

(Amount in Rs. Lakhs)

Sl No.	Bank Name	Total Branch	Agriculture (NPS) No.	Agriculture (NPS) Amt.	MSME (NPS) No.	MSME (NPS) Amt.	Exp Credit (NPS) A/C	Exp Credit (NPS) Amt.	Education (NPS) A/C	Education (NPS) Amt.	Housing (NPS) A/C	Housing (NPS) Amt.	Personal Loans under NPS A/C	Personal Loans under NPS Amt.	Others NPS A/C	Others NPS Amt.	Total ACP (NPS) Disb No.	Total ACP (NPS) Disb Amt.
1	BOB	67	0	0	0	0	0	0	14	326.53	45	1,315.56	941	3,806.32	423	3,006.79	1,423	8,455.20
2	BOI	52	0	0	0	0	0	0	0	0	33	509.73	25	47.72	418	2,072.33	476	2,629.78
3	BOM	18	0	0	0	0	0	0	0	0	3	151.12	10	56.12	0	0	13	207.24
4	CAN	109	12	3,582.65	0	0	0	0	5	19.65	157	1,432.96	289	1,382.66	567	3,433.52	1,030	9,851.44
5	CBI	119	0	0	0	0	0	0	4	26.35	21	715.61	352	1,513.06	0	0	377	2,255.02
6	IND	114	60	455.50	0	0	0	0	2	16.03	158	3,001.10	2,478	17,827.19	11	37,581.44	2,709	58,881.26
7	IOB	31	167	4,762	61	4,321.23	0	0	0	0	51	1,210.45	157	746.51	641	4,342.43	1,077	15,382.62
8	PNB	295	0	0	0	0	0	0	7	48.3	529	5,983.59	2,326	9,098.40	2,056	11,174.69	4,918	26,304.98
9	PSB	14	0	0	0	0	0	0	0	0	7	137.71	16	70.84	86	731.12	109	939.67
10	SBI	388	224	270.55	0	0	0	0	0	0	2,562	6,255.45	5	11.44	5,574	1,00,782.73	8,365	1,07,320.17
11	UCO	142	0	0	0	0	0	0	0	0	199	2,703.32	126	240.79	493	3,967.54	818	6,911.65
12	UNI	87	2	850	0	0	0	0	98	221.97	132	1,337.73	688	4,985.72	631	2,176.11	1,551	9,571.75
Public	Total	1,436	465	9,920.92	61	4,321.23	0	0	130	658.83	3,897	24,754.33	7,413	39,786.77	10,900	1,69,268.70	22,866	2,48,710.78
1	AXIS	94	0	0	0	0	0	0	8	201.39	13	304.87	154	1,704.25	5,930	58,867.36	6,105	61,077.87
2	BAND	482	0	0	0	0	0	0	0	0	0	0	1,788	2,462.40	16,974	20,030.00	18,762	22,492.40
3	FED	13	0	0	0	0	0	0	0	0	13	227.79	105	274.85	793	14,368.67	911	14,871.31
4	HDFC	109	0	0	0	0	0	0	1	1.05	0	0	4,123	19,857.09	24,174	1,67,318.94	28,298	1,87,177.08
5	ICICI	94	0	0	0	0	0	0	9	175.54	235	8,512.85	1,895	10,653.46	67,561	1,80,483.35	69,700	1,99,825.20
6	IDBI	30	0	0	0	0	0	0	5	20.03	90	969.46	74	68.71	667	2,369.99	836	3,428.19
7	IDFC	3	0	0	0	0	0	0	0	0	0	0	193	939.00	24,407	25,844.00	24,600	26,783.00
8	INDUS	39	0	0	0	0	0	0	0	0	0	0	0	0	5,141	29,846.72	5,141	29,846.72
9	KBL	2	0	0	78	7495.5	0	0	2	5.13	15	1,430.80	69	347.21	162	6,396.83	326	15,675.47
10	KMB	5	0	0	0	0	0	0	0	0	0	0	0	0	436	3,817.05	436	3,817.05
11	RBL	1	0	0	0	0	0	0	0	0	0	0	0	0	2	0.04	2	0.04
12	SIB	2	0	0	0	0	0	0	0	0	0	0	4	15.00	28	45.34	32	60.34
13	YES	11	0	0	0	0	0	0	0	0	0	0	199	1,076.44	3,434	13,209.21	3,633	14,285.65
Private	Total	885	0	0	78	7495.5	0	0	25	403.14	366	11,445.77	8,604	37,398.41	1,49,709	5,22,597.50	1,58,782	5,79,340.32
1	AU	1	0	0	0	0	0	0	0	0	0	0	0	0	4	490.1	4	490.1
2	ESAF	3	0	0	0	0	0	0	0	0	0	0	0	0	0	0	0	0
3	JSF	14	0	0	0	0	0	0	0	0	0	0	0	0	1,931	787.08	1,931	787.08
4	NESFB	167	0	0	0	0	0	0	0	0	0	0	0	0	291	842.27	291	842.27
5	UJJ	18	0	0	0	0	0	0	0	0	44	601.81	7	11.58	872	1,265.38	923	1,878.77
6	USFB	2	0	0	0	0	0	0	0	0	0	0	0	0	0	0	0	0
SFB	Total	205	0	0	0	0	0	0	0	0	44	601.81	7	11.58	3,098	3,384.83	3,149	3,998.22
1	AGVB	468	0	0	0	0	0	0	0	0	2	49.00	368	2,488.73	1,370	4,238.06	1,740	6,775.79
RRB	Total	468	0	0	0	0	0	0	0	0	2	49.00	368	2,488.73	1,370	4,238.06	1,740	6,775.79
1	AACB	67	0	0	0	0	0	0	0	0	0	0	71	360.47	2,695	2,400.42	2,766	2,760.89
Grand Total	Total	3,061	465	9,920.92	139	11,816.73	0	0	155	1,061.97	4,309	36,850.91	16,463	80,045.96	1,67,772	7,01,889.51	1,89,303	8,41,586.00

District wise ACP DISBURSEMENT(NON PS) report of Assam during the FY2023-2024 upto date 30.06.2023

(Amount in Rs.Lakhs)

Sl No.	District Name	Total Branch	Agriculture (NPS) No.	Agriculture (NPS) Amt.	MSME (NPS) No.	MSME (NPS) Amt.	Exp Credit (NPS) A/C	Exp Credit (NPS) Amt.	Education (NPS) A/C	Education (NPS) Amt.	Housing (NPS) A/C	Housing (NPS) Amt.	Personal Loans under NPS A/C	Personal Loans under NPS Amt.	Others NPS A/C	Others NPS Amt.	Total ACP (NPS) Disb No.	Total ACP (NPS) Disb Amt.
1	Baksa	57	0	0	0	0	0	0	0	0	16	123.54	71	342.58	863	1,551.54	950	2,017.66
2	Barpeta	124	3	1.71	0	0	0	0	8	25.01	154	1,206.54	380	1,519.99	4,052	11,818.88	4,597	14,572.13
3	Bongaigaon	61	1	1.35	0	0	0	0	1	3.9	91	389.38	372	1,760.54	3,745	10,207.31	4,210	12,362.48
4	Cachar	163	4	1.94	4	97.89	0	0	2	14.11	178	909.30	848	2,739.85	9,611	19,466.14	10,647	23,229.23
5	Charaideo	36	1	3.00	0	0	0	0	0	0	31	40.49	44	141.78	517	1,297.65	593	1,482.92
6	Chirang	36	4	5.98	0	0	0	0	0	0	25	49.48	16	46.39	363	883.01	408	984.86
7	Darrang	68	14	8.27	0	0	0	0	4	26.39	88	439.49	277	1,050.35	2,312	6,144.59	2,695	7,669.09
8	Dhemaji	46	11	10.44	0	0	0	0	0	0	67	248.07	244	1,319.20	2,222	4,267.85	2,544	5,845.56
9	Dhubri	88	19	22.32	0	0	0	0	1	0.7	43	190.22	206	741.13	2,639	5,183.70	2,908	6,138.07
10	Dibrugarh	183	34	401.20	7	186.15	0	0	5	22.22	256	2,854.10	1,540	9,010.10	9,782	43,575.27	11,624	56,049.04
11	Dimahasao	30	0	0	0	0	0	0	0	0	41	74.59	137	790.86	233	941.11	411	1,806.56
12	Goalpara	72	6	5.76	0	0	0	0	2	2.92	36	151.97	154	665.60	2,450	6,852.66	2,648	7,678.91
13	Golaghat	122	12	15.29	0	0	0	0	1	29.6	106	528.99	604	2,158.57	3,502	37,400.38	4,225	40,132.83
14	Hailakandi	45	2	0.89	0	0	0	0	1	1.52	26	259.67	100	397.42	1,645	4,022.45	1,774	4,681.95
15	Jorhat	134	6	2.93	5	21.45	0	0	2	7.69	242	1,378.00	888	4,802.82	6,930	12,996.72	8,073	19,209.61
16	Kamrup	175	13	9.72	0	0	0	0	3	21.65	180	2,192.79	1,511	6,835.30	17,398	65,960.14	19,105	75,019.60
17	Kamrupmetro	419	173	9,106.25	105	10,707.74	0	0	83	569.16	1,327	18,483.52	3,509	19,799.02	56,992	3,61,331.03	62,189	4,19,996.72
18	Karbianglong	65	6	2.70	0	0	0	0	1	2.67	35	70.97	316	1,811.77	1,515	4,247.07	1,873	6,135.18
19	Karimganj	89	1	0.34	0	0.00	0	0	4	10.70	21	151.12	301	1,298.95	2,115	4,513.18	2,442	5,974.29
20	Kokrajhar	53	5	3.9	0	0	0	0	2	13.03	47	282.31	190	985.73	2,649	6,180.65	2,893	7,465.62
21	Lakhimpur	93	11	5.87	4	126.35	0	0	3	6.14	157	817.76	579	2,804.21	3,789	8,663.63	4,543	12,423.96
22	Majuli	16	0	0	0	0	0	0	0	0	17	159.65	100	637.73	137	506.98	254	1,304.36
23	Morigaon	67	13	5.87	0	0	0	0	1	9.11	41	218.62	304	1,445.47	2,014	5,181.44	2,373	6,860.51
24	Nagaon	210	62	53.71	0	0	0	0	11	193.93	146	1,046.55	912	4,245.33	7,441	18,207.84	8,572	23,747.36
25	Nalbari	87	6	1.02	6	131.15	0	0	1	2.5	96	826.58	413	1,884.82	2,982	9,717.58	3,504	12,563.65
26	Sibsagar	105	9	5.7	0	0	0	0	2	20.99	126	658.38	610	2,475.55	5,979	9,594.19	6,726	12,754.81
27	Sonitpur	185	19	11.49	0	0	0	0	5	52.07	290	1,424.58	885	4,113.74	7,738	17,625.70	8,937	23,227.58
28	Southsalmara	12	0	0	0	0	0	0	0	0	0	0	0	148	401.88	148	401.88	
29	Tinsukia	149	19	224.29	8	546	0	0	6	21.35	186	1,647.59	886	3,887.92	5,469	21,528.39	6,574	27,855.54
30	Udalguri	49	8	7.97	0	0	0	0	5	4.33	237	26.58	24	101.35	485	1,516.97	759	1,657.20
31	Westkarbi	22	3	1.01	0	0	0	0	1	0.28	3	0.08	42	231.89	55	103.58	104	336.84
Grand Total		3,061	465	9,920.92	139	11,816.73	0	0	155	1,061.97	4,309	36,850.91	16,463	80,045.96	1,67,772	7,01,889.51	1,89,303	8,41,586.00

Bankwise Progress under Investment Credit Under Agriculture-Outstanding Report of Assam as on date 30.06.2023

(Amount in Rs. Lakhs)

Sl No.	Bank Name	Total Branch	KCCs for AH and Allied Activities No	KCCs for AH and Allied Activities Amt	Farm Production A/C	Farm Production amt	Dairy no	Dairy Amt	Farm Mechanisation No	Farm Mechanisation Amt	Poultry No	Poultry Amt	fisheries no	fisheries Amt	Godown No	Godown Amt	Clinic No	Clinic Amt	Other No	Other Amt	Total IC-Agri O/S No.	Total IC-Agri O/S Amt
1	BOB	67	83	86.54	0	0	529	863.24	17	73.55	85	391.97	141	272.33	2	50	0	0	965	2307.79	1,822	4,045.42
2	BOI	52	170	73.93	0	0	446	551.75	87	192.97	747	830.45	78	50.42	3	183.48	0	0	3,001	4,812.85	4,532	6,695.85
3	BOM	18	16	19.05	6	24	9	21.05	4	7.36	3	57.45	6	5.33	0	0	0	0	2	2.52	46	136.76
4	CAN	109	742	711.64	0	0	1,253	1,485.33	68	174.96	364	638.00	658	842.50	21	953.48	0	0	8,781	29,675.82	11,887	34,481.73
5	CBI	119	81,367	43,604.94	0	0	1,298	1,785.64	760	334.82	356	596.82	218	268.64	1	0.2	31	117.41	15,400	32,640.69	99,431	79,349.16
6	IND	114	16	32.50	0	0	21	49.49	197	497.93	0	0	1	2.90	0	0	0	0	8,207	13,288.52	8,442	13,871.34
7	IOB	31	140	172.26	1,973	1,178.82	68	120.93	16	15.25	0	0	7	17.49	0	0	0	0	1,538	7,981.23	3,742	9,485.98
8	PNB	295	1,452	1,180.67	2	0.5	2,436	3,189.42	2,820	2,796.12	1,160	1,516.50	601	972.53	0	0	44	47.5	6,605	9,281.85	15,120	18,985.09
9	PSB	14	3	2.30	0	0	28	45.01	0	0	18	81.23	8	9.35	7	9.28	2	5.81	301	410.26	367	563.24
10	SBI	388	1,698	1,155.84	1	38.75	1,132	1,887.14	114	210.45	949	2,245.44	276	1,111.17	3	20.55	4	33.26	0	0	4,177	6,702.60
11	UCO	142	1,721	2,416.33	0	0	160	355.39	65	118.09	328	384.59	88	216.46	0	0	2	12.07	0	0	2,364	3,502.93
12	UNI	87	564	608.47	0	0	1,921	2,969.22	5	12.66	468	698.85	197	244.09	0	0	0	0	4,301	15,774.20	7,456	20,307.49
Public	Total	1,436	87,972	50,064.47	1,982	1,242.07	9,301	13,323.61	4,153	4,434.16	4,478	7,441.30	2,279	4,013.21	37	1,216.99	83	216.05	49,101	1,16,175.73	1,59,386	1,98,127.59
1	AXIS	94	0	0	0	0	0	0	0	0	0	0	0	0	0	0	0	0	0	0	0	0
2	BAND	482	0	0	0	0	0	0	0	0	0	0	0	0	0	0	0	0	0	0	0	0
3	FED	13	2	0.33	0	0	6	4.73	30	163.23	3	7.81	3	12.44	0	0	0	0	0	0	44	188.54
4	HDFC	109	0	0	0	0	0	0	1,47,430	28,892.10	0	0	0	0	0	0	0	0	26,488	25,064.73	1,73,918	53,956.83
5	ICICI	94	571	506.39	0	0	4,336	4,846.66	0	0	3,061	3,567.70	443	898.28	0	0	0	0	3,101	2,062.31	11,512	11,881.34
6	IDBI	30	0	0	0	0	1	4.49	3	1.94	0	0	0	0	1	8.91	3	39.11	2,371	2,463.90	2,379	2,518.35
7	IDFC	3	0	0	0	0	636	119	1,763	344.00	341	66.00	2,654	451.00	0	0	0	0	636	123.00	6,030	1,103.00
8	INDUS	39	0	0	0	0	0	0	0	0	0	0	0	0	0	0	0	0	0	0	0	0
9	KBL	2	0	0	0	0	0	0	0	0	0	0	0	0	0	0	0	0	0	0	0	0
10	KMB	5	0	0	0	0	0	0	1	4.12	0	0	0	0	0	0	0	0	2	8.93	3	13.05
11	RBL	1	5,767	687.57	0	0	0	0	0	0	0	0	0	0	0	0	0	0	0	0	5,767	687.57
12	SIB	2	0	0	0	0	0	0	0	0	0	0	0	0	0	0	0	0	0	0	0	0
13	YES	11	0	0	0	0	0	0	0	0	0	0	0	0	0	0	0	0	0	0	0	0
Priv	Total	885	6,340	1,194.29	0	0	4,979	4,974.88	1,49,227	29,405.39	3,405	3,641.51	3,100	1,361.72	1	8.91	3	39.11	32,598	29,722.87	1,99,653	70,348.68
1	AU	1	0	0	0	0	0	0	0	0	0	0	0	0	0	0	0	0	0	0	0	0
2	ESAF	3	0	0	0	0	3,577	781.27	128	31.94	594	120.75	572	127.83	0	0	0	0	3,064	519.45	7,935	1,581.24
3	JSF	14	0	0	0	0	9,193	847.00	0	0	0	0	0	0	0	0	0	0	6,170	847.00	15,363	1,694.00
4	NESFB	167	0	0	0	0	0	0	0	0	0	0	0	0	0	0	0	0	0	0	0	0
5	UJJ	18	0	0	0	0	398	0	0	0	6	0	56	0	0	0	0	0	460	382.85	920	382.85
6	USFB	2	0	0	0	0	0	0	0	0	0	0	0	0	0	0	0	0	0	0	0	0
SFB	Total	205	0	0	0	0	13,168	1,628.27	128	31.94	600	120.75	628	127.83	0	0	0	0	9,694	1,749.30	24,218	3,658.09
1	AGVB	468	4,858	2,950.91	244.00	132.68	2,189	2,019.91	46	34.36	592	602.10	92	164.04	9	64.28	0	0	13,116	12,869.99	21,146	18,838.27
RRB	Total	468	4,858	2,950.91	244.00	132.68	2,189	2,019.91	46	34.36	592	602.10	92	164.04	9	64.28	0	0	13,116	12,869.99	21,146	18,838.27
1	AACB	67	52	33.66	1	3.39	1	3	8	20.50	13	80.00	19	7.14	0	0	0	0	448	877	542	1,024.69
Grand Total	Total	3,061	99,222	54,243.33	2,227.00	1,378.14	29,638	21,949.67	1,53,562	33,926.35	9,088	11,885.66	6,118	5,673.94	47	1,290.18	86	255.16	1,04,957	1,61,394.89	4,04,945	2,91,997.32

District wise Investment Credit Under Agriculture-Outstanding report of Assam as on date 30.06.2023

(Amount in Rs.Lakhs)

Sl No.	District Name	Total Branch	KCCs for AH and Allied Activities No	KCCs for AH and Allied Activities Amt	Farm Production A/C	Farm Production amt	Dairy no	Dairy Amt	Farm Mechanisation No	Farm Mechanisation Amt	Poultry No	Poultry Amt	fisheries no	fisheries Amt	Godown No	Godown Amt	Clinic No	Clinic Amt	Other No	Other Amt	Total IC-Agri O/S No.	Total IC-Agri O/S Amt
1	Baksa	57	2,175	1,408.96	4	3.64	222	299.72	1,108	273.68	60	73.51	26	60.39	0	0	0	0	2,060	3,416.56	5,655	5,536.46
2	Barpeta	124	3,322	2,182.01	188	88.75	1,338	1,482.96	14,767	4,216.67	342	439.92	214	338.87	3	56.5	0	0	6,162	7,364.45	26,336	16,170.13
3	Bongaigaon	61	464	222.16	55	32.52	803	606.78	4,201	846.01	170	188.59	13	14.50	2	125.98	0	0	1,887	2,007.13	7,595	4,043.67
4	Cachar	163	4,088	2,074.90	486	250.25	1,144	1,549.36	2,946	562.92	427	849.85	333	508.59	8	58.66	4	2.8	4,477	5,861.44	13,913	11,718.77
5	Charaideo	36	265	224.55	1	2.20	42	63.02	24	25.21	119	143.93	5	10.06	1	0.65	0	0	711	748.88	1,168	1,218.50
6	Chirang	36	5,203	3,451.56	2	1.34	209	210.43	2	2.80	23	23.73	22	14.45	0	0	0	0	1,496	2,184.39	6,957	5,888.70
7	Darrang	68	3,591	2,336.42	16	11.35	839	1,405.01	6,237	1,512.52	144	162.86	176	474.58	1	28.29	1	14.65	4,430	4,627.21	15,435	10,572.89
8	Dhemaji	46	869	556.85	1	0.28	127	258.45	6,015	1,312.62	175	164.47	27	57.50	0	0	0	0	2,087	2,244.91	9,301	4,595.08
9	Dhubri	88	932	716.79	12	7.68	363	246.08	1,934	435.37	173	145.11	11	15.16	0	0	7	5.71	2,046	2,598.46	5,478	4,170.36
10	Dibrugarh	183	9,288	5,631.46	337	319.78	726	821.43	7,899	1,530.82	425	473.64	91	141.87	2	3.64	21	32.23	5,795	10,634.88	24,584	19,589.75
11	Dimahasao	30	53	29.71	0	0	19	12.94	4	5.18	153	93.28	7	3.06	0	0	0	0	141	167.15	377	311.32
12	Goalpara	72	3,916	1,812.07	26	15.15	246	244.35	1,384	147.67	216	169.79	42	42.60	6	0.95	0	0	2,587	4,644.47	8,423	7,077.05
13	Golaghat	122	3,884	1,875.01	17	35.37	661	302.48	8,450	1,527.87	133	267.08	38	44.20	3	461.1	0	0	6,145	7,275.41	19,331	11,788.52
14	Hailakandi	45	836	459.12	0	0	470	574.87	25	34.74	218	310.28	33	37.12	0	0	1	0.92	1,246	1,917.53	2,829	3,334.58
15	Jorhat	134	3,355	1,634.04	62	20.54	846	834.38	3,991	886.30	165	287.95	57	58.92	1	0.54	2	4.91	3,576	8,098.17	12,055	11,825.75
16	Kamrup	175	12,462	7,439.66	165	97.65	1,042	967.67	17,188	3,585.72	708	1,249.24	141	217.19	2	14.25	3	1.07	7,726	11,874.40	39,437	25,446.85
17	Kamrupmetro	419	6,744	1,783.24	0	0	5,406	2,853.07	3,056	1,028.76	1,377	1,495.29	3,372	1,010.68	13	511.79	7	64.5	10,782	29,986.07	30,757	38,733.40
18	Karbianglong	65	2,774	827.35	0	0	426	223.37	1,491	306.83	47	64.65	34	32.37	0	0	0	0	827	1,508.18	5,599	2,962.75
19	Karimganj	89	1,261	819.18	5	2.31	502	723.64	458	158.82	110	180.47	276	431.68	0	0	0	0	1,728	2,167.23	4,340	4,483.33
20	Kokrajhar	53	505	328.68	0	0	455	400.42	626	96.55	159	198.03	37	266.50	0	0	1	8.61	1,173	1,918.50	2,956	3,217.29
21	Lakhimpur	93	578	368.03	52	33.67	493	592.18	8,948	1,677.04	291	590.11	134	217.38	1	3.2	3	3.86	4,056	3,337.42	14,556	6,822.89
22	Majuli	16	36	23.89	0	0	9	11.29	27	43.71	8	9.23	6	5.79	0	0	0	0	131	133.30	217	227.21
23	Morigaon	67	1,403	1,137.87	325	145	986	1,328.46	3,931	1,398.45	284	339.50	277	617.53	1	14.03	1	5.65	3,233	3,688.53	10,441	8,675.02
24	Nagaon	210	8,847	3,780.16	27	37.48	2,547	2,096.29	20,975	4,530.25	425	536.17	285	557.40	0	0	21	24.91	11,505	7,618.88	44,632	19,181.54
25	Nalbari	87	3,893	1,834.54	24	15.28	853	809.01	13,302	2,999.86	490	367.55	165	149.69	2	10.4	2	1.19	4,185	4,791.82	22,916	10,979.34
26	Sibsagar	105	1,176	701.76	48	12.77	7,240	771.85	5,221	1,033.71	1,117	1,428.81	48	28.96	0	0	2	6.04	4,433	4,750.96	19,285	8,734.86
27	Sonitpur	185	6,549	4,928.71	219	169.25	387	514.60	8,269	1,874.97	552	626.03	97	184.40	0	0	3	14.79	5,377	9,570.54	21,453	17,883.29
28	Southsalmara	12	0	0	0	0	2	5.57	1	0.90	2	6.92	1	2.18	0	0	0	0	48	135.78	54	151.35
29	Tinsukia	149	6,813	3,639.10	152	74.58	999	1,469.74	11,007	1,819.85	371	768.84	78	71.30	0	0	5	61.04	3,258	13,465.84	22,683	21,370.29
30	Udalguri	49	3936	2009.58	3	1.3	136	227.85	75	50.55	203	227.04	66	57.64	1	0.2	2	2.28	1,597	2,579.69	6,019	5,156.13
31	Westkarbi	22	4	5.97	0	0	100	42.40	0	0	1	3.79	6	1.38	0	0	0	0	52	76.71	163	130.25
Grand Total		3,061	99,222	54,243.33	2,227	1,378.14	29,638	21,949.67	1,53,562	33,926.35	9,088	11,885.66	6,118	5,673.94	47	1,290.18	86	255.16	1,04,957	1,61,394.89	4,04,945	2,91,997.32

Bankwise Progress under Investment Credit Under Agriculture-Disbursement Report of Assam during the FY-2023-2024 upto date 30.06.2023

(Amount in Rs.Lakhs)

Sl No.	Bank Name	Total Branch	KCCs for AH and Allied Activities No	KCCs for AH and Allied Activities Amt	Farm Production A/C	Farm Production amt	Dairy no	Dairy Amt	Farm Mechanisation No	Farm Mechanisation Amt	Poultry No	Poultry Amt	fisheries no	fisheries Amt	Godown No	Godown Amt	Clinic No	Clinic Amt	Other No	Other Amt	Total IC-Agri Disb No.	Total IC- Agri Disb Amt.
1	BOB	67	12	9.65	0	0	137	221.06	17	74.87	8	44.24	21	52.41	2	52.33	0	0	622	179.34	819	633.90
2	BOI	52	2	1.45	0	0	67	54.57	8	50.05	109	156.52	6	7.77	1	3.2	0	0	609	742.07	802	1,015.63
3	BOM	18	0	0	0	0	0	0	0	0	0	0	0	0	0	0	0	0	0	0	0	0
4	CAN	109	325	60.75	0	0	107	69.46	4	20.04	34	40.32	94	117.13	0	0	0	0	0	0	564	307.7
5	CBI	119	2,007	1,187.40	0	0	4	13.84	0	0	0	0	0	0	0	0	3	22.89	1,802	5,120.62	3,816	6,344.75
6	IND	114	16	32.50	0	0	21	49.48	0	0	0	0	1	2.90	0	0	0	0	1,539	2,664.17	1,577	2,749.05
7	IOB	31	55	50.51	59	42.07	23	19.10	0	0	0	0	8	3.75	0	0	0	0	184	603.51	329	718.94
8	PNB	295	64	65.50	0	0	18	28.7	11	67.17	71	163.59	19	101.01	0	0	0	0	419	1,458.90	602	1,884.87
9	PSB	14	2	1.78	0	0	0	0	0	0	0	0	0	0	1	39.3	0	0	1	0.92	4	42.00
10	SBI	388	343	264.71	0	0	742	293.94	0	0	151	76.39	90	232.43	0	0	0	0	0	0	1,326	867.47
11	UCO	142	1,721	19.93	0	0	160	0	65	0	328	7.77	88	0.80	0	0	2	0	0	0	2,364	28.50
12	UNI	87	160	166.28	0	0	523	668.65	0	0	122	165.50	30	42.43	0	0	0	0	1,529	7,755.64	2,364	8,798.50
Public	Total	1,436	4,707	1,860.46	59	42.07	1,802	1,418.80	105	212.13	823	654.33	357	560.63	4	94.83	5	22.89	6,705	18,525.17	14,567	23,391.31
1	AXIS	94	0	0	0	0	0	0	0	0	0	0	0	0	0	0	0	0	0	0	0	0
2	BAND	482	0	0	0	0	0	0	0	0	0	0	0	0	0	0	0	0	0	0	0	0
3	FED	13	0	0	0	0	0	0	1	6.75	1	0.43	0	0	0	0	0	0	0	0	2	7.18
4	HDFC	109	0	0	0	0	0	0	25,888	8,247.38	0	0	0	0	0	0	0	0	3,315	12,329.72	29,203	20,577.10
5	ICICI	94	179	141.47	0	0	1,191	1,105.20	0	0	745	679.83	109	257.24	0	0	0	0	468	257.05	2,692	2,440.79
6	IDBI	30	0	0	0	0	1	3.41	0	0	0	0	0	0	0	0	1	19	97	133.34	99	155.75
7	IDFC	3	0	0	0	0	84	26.00	297	90.00	28	9.00	357	110.00	0	0	0	0	94	28.00	860	263.00
8	INDUS	39	0	0	0	0	0	0	0	0	0	0	0	0	0	0	0	0	0	0	0	0
9	KBL	2	0	0	0	0	0	0	0	0	0	0	0	0	0	0	0	0	0	0	0	0
10	KMB	5	0	0	0	0	0	0	0	0	0	0	0	0	0	0	0	0	0	0	0	0
11	RBL	1	0	0	0	0	0	0	0	0	0	0	0	0	0	0	0	0	0	0	0	0
12	SIB	2	0	0	0	0	0	0	0	0	0	0	0	0	0	0	0	0	0	0	0	0
13	YES	11	0	0	0	0	0	0	0	0	0	0	0	0	0	0	0	0	0	0	0	0
Priv	Total	885	179	141.47	0	0	1,276	1,134.61	26,186	8,344.13	774	689.26	466	367.24	0	0	1	19	3,974	12,748.11	32,856	23,443.82
1	AU	1	0	0	0	0	0	0	0	0	0	0	0	0	0	0	0	0	0	0	0	0
2	ESAF	3	0	0	0	0	624	227.65	29	12.6	55	22.85	124	46.65	0	0	0	0	43	17.45	875	327.20
3	JSF	14	0	0	0	0	1759	782.00	0	0	0	0	0	0	0	0	0	0	1,551	831.00	3,310	1,613.00
4	NESFB	167	0	0	0	0	0	0.00	0	0	0	0	0	0	0	0	0	0	0	0	0	0
5	UJJ	18	0	0	0	0	0	0.00	0	0	0	0	0	0	0	0	0	0	460	382.85	460	382.85
6	USFB	2	0	0	0	0	0	0.00	0	0	0	0	0	0	0	0	0	0	0	0	0	0
SFB	Total	205	0	0	0	0	2,383	1,009.65	29	12.6	55	22.85	124	46.65	0	0	0	0	2,054	1,231.30	4,645	2,323.05
1	AGVB	468	11	10.83	0	0	4	2.17	0	0	3	4.40	0	0	0	0	0	0	11	9.81	29	27.21
RRB	Total	468	11	10.83	0	0	4	2.17	0	0	3	4.4	0	0	0	0	0	0	11	9.81	29	27.21
1	AACB	67	2	2.56	0	0	0	0	0	0	0	0	3	1.91	0	0	0	0	450	1,285.30	455	1,289.77
Grand Total	Total	3,061	4,899	2,015.32	59.00	42.07	5,465	3,565.23	26,320	8,568.86	1,655	1,370.84	950	976.43	4	94.83	6	41.89	13,194	33,799.69	52,552	50,475.16

District wise Investment Credit Under Agriculture-Disbursement report of Assam during the FY2023-2024 upto date 30.06.2023

(Amount in Rs.Lakhs)

Sl No.	District Name	Total Branch	KCCs for AH and Allied Activities No	KCCs for AH and Allied Activities Amt	Farm Production A/C	Farm Production amt	Dairy no	Dairy Amt	Farm Mech No	Farm Mech Amt	Poultry No	Poultry Amt	fisheries no	fisheries Amt	Godown No	Godown Amt	Clinic No	Clinic Amt	Other No	Other Amt	Total IC- Agri Disb No.	Total IC- Agri Disb Amt.
1	Baksa	57	74	14.45	0	0.00	6	0.32	279	73.20	10	4.67	2	2.53	0	0.00	0	0.00	168	436.92	539	532.09
2	Barpeta	124	235	149.17	0	0.00	373	203.62	3,025	1,093.33	35	10.29	34	27.51	2	52.33	0	0.00	697	1,956.93	4,401	3,493.18
3	Bongaigaon	61	16	6.64	0	0.00	370	108.71	306	118.41	40	23.14	2	1.56	0	0.00	0	0.00	200	262.19	934	520.65
4	Cachar	163	258	117.41	14	10.15	154	161.21	698	184.40	97	108.49	72	77.31	0	0.00	0	0.00	742	1,031.05	2,035	1,690.02
5	Charaideo	36	31	6.52	0	0.00	8	10.64	1	0	30	54.22	1	5.00	0	0.00	0	0.00	15	21.60	86	97.98
6	Chirang	36	114	64.86	0	0.00	5	7.44	0	0	3	5.01	0	0	0	0.00	0	0.00	195	454.02	317	531.33
7	Darrang	68	179	88.67	0	0.00	250	241.11	2089	689.81	36	30.10	54	89.08	0	0.00	0	0.00	325	592.81	2,933	1,731.58
8	Dhemaji	46	64	15.67	0	0.00	30	56.79	905	319.31	53	24.39	3	2.34	0	0.00	0	0.00	138	305.13	1,193	723.63
9	Dhubri	88	163	8.47	0	0.00	29	11.19	336	82.76	38	29.07	6	0.35	1	39.30	0	0.00	411	583.25	984	754.39
10	Dibrugarh	183	142	50.88	4	2.45	130	96.56	1,487	478.32	46	17.35	18	7.42	0	0.00	0	0.00	646	3,076.82	2,473	3,729.80
11	Dimahasao	30	3	3.20	0	0.00	0	0	0	0	0	0	0	0	0	0.00	0	0.00	20	23.08	23	26.28
12	Goalpara	72	257	44.88	0	0.00	59	18.39	6	0.16	30	20.22	3	0	0	0.00	0	0.00	255	586.77	610	670.42
13	Golaghat	122	270	158.97	0	0.00	94	58.01	1,149	324.29	7	24.28	5	14.00	0	0.00	0	0.00	893	2,373.59	2,418	2,953.14
14	Hailakandi	45	50	36.43	0	0.00	67	69.56	1	0	33	44.48	7	7.60	0	0.00	0	0.00	259	376.05	417	534.12
15	Jorhat	134	52	14.24	0	0.00	181	149.09	974	301.78	36	32.63	9	10.17	0	0.00	0	0.00	575	3,312.97	1,827	3,820.88
16	Kamrup	175	425	229.11	12	5.62	154	121.70	2,517	952.58	165	108.67	26	53.01	0	0.00	0	0.00	1,536	2,371.16	4,835	3,841.85
17	Kamrupmetro	419	262	38.12	0	0.00	985	570.41	496	174.38	204	235.09	525	340.82	0	0.00	3	34.98	1,285	5,512.08	3,760	6,905.88
18	Karbianglong	65	70	23.87	0	0.00	17	17.98	241	79.65	9	4.84	11	2.09	0	0.00	0	0.00	160	236.29	508	364.72
19	Karimganj	89	117	78.93	0	0.00	23	29.24	27	9.83	5	14.33	5	12.60	0	0.00	0	0.00	188	330.87	365	475.80
20	Kokrajhar	53	112	4.91	0	0.00	96	56.68	100	22.40	45	39.67	6	15.88	0	0.00	0	0.00	271	493.62	630	633.16
21	Lakhimpur	93	97	86.41	7	5.86	48	44.29	1,341	419.22	37	51.04	16	5.68	1	3.20	0	0.00	397	533.65	1,944	1,149.35
22	Majuli	16	6	0.03	0	0.00	0	0	0	0	0	0	0	0	0	0.00	0	0.00	2	4.00	8	4.03
23	Morigaon	67	202	48.00	0	0.00	229	123.18	674	186.20	25	17.20	35	155.79	0	0.00	0	0.00	262	357.13	1,427	887.50
24	Nagaon	210	169	107.05	0	0.00	397	271.28	3415	990.98	43	27.24	76	116.01	0	0.00	0	0.00	900	916.06	5,000	2,428.62
25	Nalbari	87	351	61.59	0	0.00	141	80.09	2,193	806.95	121	54.80	13	22.30	0	0.00	0	0.00	623	1,401.80	3,442	2,427.53
26	Sibsagar	105	88	20.48	0	0.00	1265	569.15	805	259.97	265	232.59	0	0	0	0.00	1	5.98	569	500.07	2,993	1,588.24
27	Sonitpur	185	491	205.16	21	17.24	79	66.03	1,804	550.82	128	54.51	10	1.02	0	0.00	1	0.00	712	1,592.57	3,246	2,487.35
28	Southsalmara	12	0	0	0	0.00	0	0	0	0	0	0	0	0	0	0	0	0	0	0	0	0
29	Tinsukia	149	308	255.26	1	0.75	270	415.86	1,447	450.11	83	85.90	5	4.98	0	0.00	1	0.93	620	3,903.01	2,735	5,116.80
30	Udalguri	49	293	75.94	0	0.00	2	0.61	4	0	31	16.62	6	1.38	0	0.00	0	0.00	120	236.64	456	331.19
31	Westkarbi	22	0	0	0	0.00	3	6.09	0	0	0	0	0	0	0	0.00	0	0.00	10	17.56	13	23.65
Grand Total		3,061	4,899	2,015.32	59	42.07	5,465	3,565.23	26,320	8,568.86	1,655	1,370.84	950	976.43	4	94.83	6	41.89	13,194	33,799.69	52,552	50,475.16

Bankwise Progress under KISAN CREDIT CARD Report of Assam during the FY-2023-2024 & O/S as on date 30.06.2023

(Amount in Rs. Lakhs)

Sl No.	Bank Name	Total Branch	No. of KCC issued during quarter (Including renewal)	KCC Disbursed Amount during quarter	Total O/S KCC No.	Total O/S KCC Amount.	Number of rupay card Issued	KCC Card activated	No. of KCC for animal husbandary issued during quarter (Including renewal)	KCC for animal husbandary Amount disbursed during quarter	AH Total no. of KCC	AH Outstanding amount.	AH Number of rupay card Issued	AH Card activated	No. of KCC for Fishries issued during quarter (including renewal)	KCC for Fishery Amount disbursed during quarter	Fishery Total no. of KCC	Fishery Outstanding amount.	Fishery Number of rupay card Issued	Fishery Card activated
1	BOB	67	110	139.77	3,706	3,621.46	19	19	26	19.85	92	95.12	0	0	9	2.28	93	69.4	0	0
2	BOI	52	7	6.05	6,918	2,929.82	6,785	6,785	2	1.45	130	54.35	120	120	0	0	40	19.58	40	40
3	BOM	18	6	2.71	541	277.17	0	0	0	0	0	0	0	0	0	0	6	5.33	0	0
4	CAN	109	258	191.68	10,142	7,039.29	3,686	3,686	38	43.58	742	711.64	435	435	8	8.4	258	237.46	141	141
5	CBI	119	1,986	339.79	81,284	43,394.95	21,342	20,135	0	0	9	131.18	6	5	0	0	3	10.44	2	1
6	IND	114	333	134.05	46,595	25,646.37	15,199	379	1	0.9	63	36.76	1	0	2	0.48	36	17.08	4	1
7	IOB	31	91	79.41	747	823.48	961	1,461	34	25.70	148	1,252.18	161	178	0	0	0	0	0	0
8	PNB	295	1,460	335.62	1,57,631	1,19,303.66	1,36,098	1,36,087	868	541.15	12,551	17,961.09	0	0	264	265.18	3,253	4,738.33	21	6
9	PSB	14	0	0	317	278.30	316	316	0	0	15	10.02	15	15	0	0	10	12.6	10	10
10	SBI	388	13,292	12,483.26	2,65,866	1,83,177.38	1,31,685	46,959	344	103.61	1,693	588.55	164	159	51	58.39	1,700	2,917.32	142	136
11	UCO	142	108	70.38	52,125	28,696.09	89	89	3	0.14	6,321	7,558.28	89	89	6	5.16	430	447.89	132	132
12	UNI	87	1,711	1,375.42	20,407	16,931.65	14,122	9,044	56	86.88	302	327.97	103	103	24	38.88	206	244.09	12	12
Public	Total	1,436	19,362	15,158.14	6,46,279	4,32,119.62	3,30,302	2,24,960	1,372	823.26	22,066	28,727.14	1094	1104	364	378.8	6,035	8,719.52	504	479
1	AXIS	94	418	4,290.15	3,415	40,204.58	1,769	1,721	0	0	0	0	0	0	0	0	1	0.14	1	1
2	BAND	482	0	0	0	0	0	0	0	0	0	0	0	0	0	0	0	0	0	0
3	FED	13	0	0	0	0	0	0	0	0	0	0	0	0	0	0	0	0	0	0
4	HDFC	109	29,585	10,700.06	2,07,123	44,631.33	445	143	0	0	1	0.94	1	0	0	0	0	0	0	0
5	ICICI	94	105	141.31	1,048	5,909.92	981	121	0	0	0	0	0	0	0	0	0	0	0	0
6	IDBI	30	24	6.89	2,197	1,009.63	2,196	2,196	1	0.06	1	1.57	1	1	3	0.06	6	3.02	6	6
7	IDFC	3	0	0	0	0	0	0	0	0	0	0	0	0	0	0	0	0	0	0
8	INDUS	39	0	0	0	0	0	0	0	0	0	0	0	0	0	0	0	0	0	0
9	KBL	2	0	0	0	0	0	0	0	0	0	0	0	0	0	0	0	0	0	0
10	KMB	5	0	0	0	0	0	0	0	0	0	0	0	0	0	0	0	0	0	0
11	RBL	1	0	0	0	0	0	0	0	0	0	0	0	0	0	0	0	0	0	0
12	SIB	2	0	0	0	0	0	0	0	0	0	0	0	0	0	0	0	0	0	0
13	YES	11	0	0	0	0	0	0	0	0	0	0	0	0	0	0	0	0	0	0
Private	Total	885	30,132	15,138.41	2,13,783	91,755.46	5,391	4,181	1	0.06	2	2.51	2	1	3	0.06	7	3.16	7	7
1	AU	1	0	0	0	0	0	0	0	0	0	0	0	0	0	0	0	0	0	0
2	ESAF	3	0	0	0	0	0	0	0	0	0	0	0	0	0	0	0	0	0	0
3	JSF	14	0	0	0	0	0	0	0	0	0	0	0	0	0	0	0	0	0	0
4	NESFB	167	0	0	0	0	0	0	0	0	0	0	0	0	0	0	0	0	0	0
5	UJJ	18	0	0	0	0	0	0	0	0	0	0	0	0	0	0	0	0	0	0
6	USFB	2	0	0	0	0	0	0	0	0	0	0	0	0	0	0	0	0	0	0
SFB	Total	205	0	0	0	0	0	0	0	0	0	0	0	0	0	0	0	0	0	0
1	AGVB	468	52,777	30,900.97	2,85,253	151,119.56	1,38,456	1,33,829	16	13.77	978	720.49	122	121	9	12.2	371	298.2	130	130
RRB	Total	468	52,777	30,900.97	2,85,253	151,119.56	1,38,456	1,33,829	16	13.77	978	720.49	122	121	9	12.2	371	298.2	130	130
1	AACB	67	97	101.71	8,897	5271.77	7,030	7,030	2	2.56	52	33.66	52	52	3	1.91	19	7.14	19	19
Grand Total	3,061	1,02,368	61,299	11,54,212	6,80,266	4,81,179	3,70,000	1,391	840	23,098	29,484	1,270	1,278	379	393	6,432	9,028	660	635	

District wise KCC report of Assam during the FY2023-2024 & O/S as on date 30.06.2023

(Amount in Rs.Lakhs)

Sl No.	District Name	Total Branch	No. of KCC issued during quarter (Including renewal)	KCC Disbursed Amount during quarter	Total O/S KCC No.	Total O/S KCC Amount.	Number of rupy card Issued	KCC Card activated	No. of KCC for animal husbandary issued during quarter (Including renewal)	KCC for animal husbandary Amount disbursed during quarter	AH Total no. of KCC	AH Outstanding amount.	AH Number of rupy card Issued	AH Card activated	No. of KCC for Fishries issued during quarter (including renewal)	KCC for Fishery Amount disbursed during quarter	Fishery Total no. of KCC	Fishery Outstanding amount.	Fishery Number of rupy card Issued	Fishery Card activated
1	Baksa	57	2,140	1,478.04	18,467	10,964.37	7,167	5,789	3	0.37	487	644.52	18	18	1	4.00	19	23.34	11	11
2	Barpeta	124	7,510	5,101.13	67,882	42,599.66	23,820	15,378	81	64.97	1,486	1,586.27	84	86	7	14.25	320	469.40	43	42
3	Bongaigaon	61	1,612	1,232.87	15,962	10,592.43	6,510	5,652	5	1.35	249	305.10	19	19	3	0.87	149	169.97	2	2
4	Cachar	163	2,043	1,038.49	46,509	25,735.71	26,591	23,934	17	12.58	1,560	3,360.48	24	29	63	42.37	479	551.38	80	74
5	Charaideo	36	1,857	1,194.76	10,471	6,742.01	6,629	6,273	24	24.35	448	533.32	7	7	0	0	91	76.72	3	3
6	Chirang	36	1,411	1,131.25	17,384	11,769.81	7,229	6,214	5	2.85	211	245.32	2	2	0	0	15	60.58	1	1
7	Darrang	68	4,945	2,519.18	38,345	23,175.86	15,975	12,280	39	31.93	728	783.23	65	65	84	57.05	653	797.85	19	18
8	Dhemaji	46	3,503	2,205.00	33,061	19,547.41	12,596	8,540	490	204.34	975	1,036.88	33	33	10	31.09	90	88.47	19	19
9	Dhubri	88	2,342	1,414.72	30,439	18,120.82	13,855	10,259	7	9.17	882	1,089.70	23	23	2	0.81	81	346.45	2	2
10	Dibrugarh	183	7,167	4,878.19	72,412	47,527.65	31,426	20,526	32	17.53	1,087	1,236.04	55	59	12	5.68	162	160.19	3	3
11	Dimahasao	30	32	25.13	1,513	647.95	783	713	24	20.30	72	64.06	13	13	12	4.74	18	7.24	6	6
12	Goalpara	72	2,158	1,308.73	26,007	14,698.52	12,619	11,223	6	4.50	858	1,063.35	9	9	4	1.44	450	352.34	6	6
13	Golaghat	122	5,129	2,904.08	61,731	33,133.16	25,220	14,504	72	54.45	1,014	1,350.38	13	13	7	2.02	66	71.75	4	4
14	Hailakandi	45	678	263.27	18,093	9,925.20	10,343	9,565	24	14.40	575	607.38	21	21	20	17.37	34	53.48	7	4
15	Jorhat	134	3,695	1,734.98	45,174	22,608.81	22,545	12,325	40	21.63	887	1,164.37	18	17	14	13.59	184	143.76	7	5
16	Kamrup	175	7,059	4,401.78	84,426	45,694.22	33,259	24,027	42	34.94	851	1,137.35	45	48	1	2.05	250	336.70	20	19
17	Kamrupmetro	419	695	511.18	10,871	7,666.41	5,338	2,438	17	9.22	724	997.11	3	3	2	1.75	363	416.94	7	6
18	Karbianglong	65	2,896	1,538.69	31,680	16,857.35	3,416	2,406	13	7.83	181	155.03	4	4	4	2.80	87	79.87	5	5
19	Karimganj	89	488	232.64	24,362	16,753.77	15,412	14,422	5	6.10	1,169	1,530.71	12	12	36	133.65	162	341.91	26	26
20	Kokrajhar	53	2,228	1,910.84	22,997	18,150.79	8,966	8,353	3	3.15	88	97.04	9	9	1	1.05	119	89.98	8	8
21	Lakhimpur	93	5,661	3,463.83	65,313	39,715.06	25,222	20,212	18	25.25	863	1,256.87	15	16	8	4.12	256	387.76	3	3
22	Majuli	16	451	279.12	4,825	2,513.24	2,548	1,898	6	1.60	63	85.86	3	3	11	3.89	105	74.30	9	9
23	Morigaon	67	4,157	2,467.62	40,499	26,548.98	23,494	20,879	34	40.78	1,453	1,740.33	235	236	6	7.39	355	629.45	84	84
24	Nagaon	210	10,387	5,145.37	1,26,067	67,498.80	50,618	39,879	129	14.54	2,352	3,004.55	167	162	21	8.11	976	1,877.89	141	131
25	Nalbari	87	4,527	2,472.15	47,190	20,680.49	12,844	10,627	25	27.76	579	556.40	135	135	16	11.03	151	130.46	25	25
26	Sibsagar	105	3,106	1,444.46	30,077	15,942.96	12,582	8,827	77	62.97	490	531.64	20	19	8	3.83	259	431.97	101	101
27	Sonitpur	185	6,007	3,405.27	60,123	38,422.43	23,641	18,560	46	29.26	1,102	1,220.29	135	131	8	7.93	198	459.43	13	13
28	Southsalmara	12	115	9.61	2,144	750.70	341	308	0	0	477	569.10	0	0	1	2.89	17	19.58	2	2
29	Tinsukia	149	5,092	3,611.92	58,470	39,759.17	26,190	21,787	104	91.03	1,130	1,395.10	76	79	14	6.46	167	228.72	2	2
30	Udalguri	49	1,996	1,313.04	31,341	20,851.17	13,180	11,736	3	0.50	44	128.98	7	7	3	0.71	149	149.33	1	1
31	Westkarbi	22	1,281	661.89	10,377	4,671.50	820	466	0	0	13	7.04	0	0	0	0	7	0.81	0	0
Grand Total		3,061	1,02,368	61,299.23	11,54,212	6,80,266.41	4,81,179	3,70,000	1,391	839.65	23,098	29,483.80	1,270	1,278	379	392.94	6,432	9,028.02	660	635

Bankwise Insurance under Kharif & Rabi Crops Report of Assam in the FY-2023-2024 as on date 30.06.2023

(Amount in Rs.Lakhs)

Sl No.	Bank Name	Total Branch	Current Year Crop Loan Achievement Amount	Kharif No. of Farmers covered under PMFBY	Kharif Amount insured under PMFBY	Kharif Insurance Number (Others)	Kharif Insurance Amount (Others)	Rabi No. of Farmers covered under PMFBY	Rabi Amount insured under PMFBY	Rabi Insurance Number (Others)	Rabi Insurance Amount (Others)
1	BOB	67	126.34	0	0	0	0	0	0	0	0
2	BOI	52	0	17	4.44	0	0	0	0	0	0
3	BOM	18	0.7	0	0	0	0	0	0	0	0
4	CAN	109	0	0	0	0	0	0	0	0	0
5	CBI	119	6,204.78	0	0	0	0	0	0	0	0
6	IND	114	134.06	0	0	0	0	0	0	0	0
7	IOB	31	0	0	0.00	0	0	0	0	0	0
8	PNB	295	1669.28	42	17.61	0	0	0	0	0	0
9	PSB	14	0	0	0	0	0	0	0	0	0
10	SBI	388	1,75,943.35	4,498	2123.81	0	0	1,341	1259.73	0	0
11	UCO	142	0	0	0	0	0	0	0	0	0
12	UNI	87	0.00	0	0	0	0	0	0	0	0
Public	Total	1,436	1,84,078.51	4,557	2,145.86	0	0	1,341	1259.7	0	0
1	AXIS	94	0	0	0	0	0	0	0	0	0
2	BAND	482	0	0	0	0	0	0	0	0	0
3	FED	13	2,214.70	0	0	0	0	0	0	0	0
4	HDFC	109	638.73	22	0.38	0	0	0	0	0	0
5	ICICI	94	2,383.26	0	0	0	0	0	0	0	0
6	IDBI	30	0	0	0	0	0	0	0	0	0
7	IDFC	3	0	0	0	0	0	0	0	0	0
8	INDUS	39	0	0	0	0	0	0	0	0	0
9	KBL	2	0	0	0	0	0	0	0	0	0
10	KMB	5	0	0	0	0	0	0	0	0	0
11	RBL	1	0	0	0	0	0	0	0	0	0
12	SIB	2	0	0	0	0	0	0	0	0	0
13	YES	11	0	0	0	0	0	0	0	0	0
Priv	Total	885	5,236.69	22	0.38	0	0	0	0	0	0
1	AU	1	0	0	0	0	0	0	0	0	0
2	ESAF	3	0	0	0	0	0	0	0	0	0
3	JSF	14	0	0	0	0	0	0	0	0	0
4	NESFB	167	0	0	0	0	0	0	0	0	0
5	UJJ	18	0	0	0	0	0	0	0	0	0
6	USFB	2	0	0	0	0	0	0	0	0	0
SFB	Total	205	0	0	0	0	0	0	0	0	0
1	AGVB	468	30,900.97	0	0	0	0	0	0	0	0
RRB	Total	468	30,900.97	0	0	0	0	0	0	0	0
1	AACB	67	101.71	0	0	0	0	0	0	0	0
Grand Total		3,061	2,20,317.88	4,579	2,146.24	0	0	1,341	1259.7	0	0

**District wise Insurance under Kharif & Rabi Crops report of Assam in the FY2023-2024 as on date
30.06.2023**

(Amount in Rs.Lakhs)

Sl No.	District Name	Total Branch	Current Year Crop Loan Achievement Amount	Kharif No. of Farmers covered under PMFBY	Kharif Amount insured under PMFBY	Kharif Insurance Number (Others)	Kharif Insurance Amount (Others)	Rabi No. of Farmers covered under PMFBY	Rabi Amount insured under PMFBY	Rabi Insurance Number (Others)	Rabi Insurance Amount (Others)
1	Baksa	57	2,995.37	39	15.65	0	0.00	3	1.00	0	0.00
2	Barpeta	124	15,140.37	79	15.89	0	0.00	128	11.50	0	0.00
3	Bongaigaon	61	2,635.11	102	63.94	0	0.00	20	18.00	0	0.00
4	Cachar	163	7,526.43	295	174.81	0	0.00	0	0.00	0	0.00
5	Charaideo	36	1,483.48	0	0	0	0.00	0	0.00	0	0.00
6	Chirang	36	2,744.68	29	14.52	0	0.00	0	0.00	0	0.00
7	Darrang	68	6,078.03	11	2.66	0	0.00	0	0.00	0	0.00
8	Dhemaji	46	7,205.41	71	34.73	0	0.00	0	0.00	0	0.00
9	Dhubri	88	6,452.46	242	146.6	0	0.00	78	47.00	0	0.00
10	Dibrugarh	183	22,200.83	31	14.24	0	0.00	0	0.00	0	0.00
11	Dimahasao	30	141.78	0	0	0	0.00	0	0.00	0	0.00
12	Goalpara	72	3,651.25	1	0.01	0	0.00	80	54.00	0	0.00
13	Golaghat	122	10,795.40	5	0.08	0	0.00	0	0.00	0	0.00
14	Hailakandi	45	2,111.89	69	37.62	0	0.00	42	29.00	0	0.00
15	Jorhat	134	8,878.87	131	85.33	0	0.00	0	0.00	0	0.00
16	Kamrup	175	14,458.99	6	3.17	0	0.00	0	0.00	0	0.00
17	Kamrupmetro	419	3,585.34	0	0	0	0.00	43	29.00	0	0.00
18	Karbianglong	65	4,653.95	1	0	0	0.00	0	0.00	0	0.00
19	Karimganj	89	1,750.94	34	11.44	0	0.00	0	0.00	0	0.00
20	Kokrajhar	53	4,112.66	124	71.75	0	0.00	98	100.75	0	0.00
21	Lakhimpur	93	16,209.95	2683	1111.26	0	0.00	578	772.48	0	0.00
22	Majuli	16	779.44	17	5.9	0	0.00	0	0.00	0	0.00
23	Morigaon	67	5,939.04	132	41.27	0	0.00	55	25.00	0	0.00
24	Nagaon	210	21,980.06	22	12.59	0	0.00	0	0.00	0	0.00
25	Nalbari	87	5,724.89	0	0	0	0.00	0	0.00	0	0.00
26	Sibsagar	105	4,221.12	5	1.67	0	0.00	0	0.00	0	0.00
27	Sonitpur	185	8,617.68	436	276.95	0	0.00	216	172.00	0	0.00
28	Southsalmara	12	269.99	13	3.75	0	0.00	0	0.00	0	0.00
29	Tinsukia	149	15,818.34	0	0	0	0.00	0	0.00	0	0.00
30	Udalguri	49	10,860.71	1	0.41	0	0.00	0	0.00	0	0.00
31	Westkarbi	22	1,293.42	0	0	0	0.00	0	0.00	0	0.00
Grand Total		3,061	2,20,317.88	4,579	2,146.24	0	0.00	1,341	1,259.73	0	0.00

Bankwise Progress under FI & KCC Report of Assam as on date 30.06.2023

Sl No.	Bank Name	Total Branch	Inactive CSPs	RuPay card active in PMJDY	First time active RuPay card	Aadhaar Authenticated SB accounts	RuPay card issued in KCC
1	BOB	67	32	1,76,514	11,019	4,00,417	1,778
2	BOI	52	30	2,21,519	0	1,27,749	5,802
3	BOM	18	0	29,858	0	24,220	0
4	CAN	109	3	96,553	8,443	18,202	3,664
5	CBI	119	144	3,37,509	1,845	3,38,226	80,873
6	IND	114	0	1,68,997	5,16,071	2,43,498	15,195
7	IOB	31	0	31,205	1,945	90,132	1,898
8	PNB	295	23	9,73,908	1,44,489	7,00,589	16,455
9	PSB	14	0	10,290	0	10,482	261
10	SBI	388	279	31,76,417	31,76,417	15,89,254	1,03,120
11	UCO	142	0	63,755	357	5,88,155	31,402
12	UNI	87	0	1,00,649	0	5,19,903	15,670
Public	Total	1,436	511	53,87,174	38,60,586	46,50,827	2,76,118
1	AXIS	94	0	6,463	0	1,49,306	3,082
2	BAND	482	0	0	0	0	0
3	FED	13	0	5,065	0	20,487	0
4	HDFC	109	222	28,528	28,528	31,166	445
5	ICICI	94	0	7,607	1,396	68,910	1,017
6	IDBI	30	0	0	0	7,831	2,196
7	IDFC	3	26	0	0	50,357	0
8	INDUS	39	0	1490	0	42,683	0
9	KBL	2	0	10	6	3	0
10	KMB	5	0	30	30	1,563	0
11	RBL	1	0	0	0	0	0
12	SIB	2	0	126	3	0	0
13	YES	11	4,149	594	0	18,623	0
Priv	Total	885	4,397	49,913	29,963	3,90,929	6,740
1	AU	1	0	2	0	1,499	0
2	ESAF	3	0	0	0	18,481	0
3	JSF	14	0	280	280	28,080	0
4	NESFB	167	0	0	0	0	0
5	UJJ	18	0	0	0	52,282	0
6	USFB	2	0	0	0	0	0
SFB	Total	205	0	282	280	1,00,342	0
1	AGVB	468	31	3,90,782	0	24,636	1,38,456
RRB	Total	468	31	3,90,782	0	24,636	1,38,456
1	AACB	67	0	0	0	0	7,030
Grand Total		3,061	4,939	58,28,151	38,90,829	51,66,734	4,28,344

District wise FI & KCC report of Assam as on date 30.06.2023

Sl No.	District Name	Total Branch	Inactive CSPs	RuPay card active in PMJDY	First time active RuPay card	Aadhaar Authenticated SB accounts	RuPay card issued in KCC
1	Baksa	57	21	1,85,346	1,25,408	1,05,361	9,104
2	Barpeta	124	34	4,49,346	3,01,335	4,24,061	25,094
3	Bongaigaon	61	12	1,50,969	1,01,803	1,08,398	6,181
4	Cachar	163	272	2,90,020	1,67,875	2,27,897	14,508
5	Charaideo	36	7	59,257	22,897	37,421	4,900
6	Chirang	36	1	1,14,585	80,245	85,537	11,219
7	Darrang	68	37	1,74,446	1,20,785	1,48,396	16,307
8	Dhemaji	46	20	1,71,898	1,68,693	74,200	9,413
9	Dhubri	88	23	2,55,869	2,09,952	2,81,646	14,353
10	Dibrugarh	183	110	2,65,914	1,76,782	1,84,586	28,963
11	Dimahasao	30	4	30,847	8,671	19,390	239
12	Goalpara	72	18	1,96,141	1,42,846	1,41,507	15,311
13	Golaghat	122	25	1,63,183	1,41,194	1,44,083	22,606
14	Hailakandi	45	16	1,13,839	77,570	1,11,971	7,872
15	Jorhat	134	92	1,52,300	95,023	1,35,178	20,029
16	Kamrup	175	49	3,80,818	2,00,476	2,64,243	36,806
17	Kamrupmetro	419	3,095	3,68,067	1,32,318	4,80,519	6,273
18	Karbianglong	65	10	61,197	38,092	50,835	5,279
19	Karimganj	89	19	1,40,225	1,20,887	1,07,911	5,668
20	Kokrajhar	53	30	1,44,371	1,13,748	1,80,418	10,859
21	Lakhimpur	93	14	2,19,556	1,99,940	1,20,828	16,255
22	Majuli	16	2	21,135	13,092	22,324	2,977
23	Morigaon	67	37	1,53,760	60,882	1,22,458	13,767
24	Nagaon	210	586	5,38,727	3,90,986	6,00,093	36,499
25	Nalbari	87	21	1,23,735	82,721	1,45,704	14,758
26	Sibsagar	105	77	1,19,255	77,623	1,02,973	10,043
27	Sonitpur	185	156	2,98,170	2,11,673	3,32,470	26,694
28	Southsalmara	12	2	46,367	44,437	48,624	1,184
29	Tinsukia	149	128	2,45,879	1,09,499	2,21,537	20,247
30	Udalguri	49	20	1,71,707	1,35,744	1,12,399	14,199
31	Westkarbi	22	1	21,222	17,632	23,766	737
Grand Total		3,061	4,939	58,28,151	38,90,829	51,66,734	4,28,344

Bankwise Progress under SHG Report of Assam during the FY-2023-2024 & O/S as on date 30.06.2023

(Amount in Rs. Lakhs)

Sl No.	Bank Name	Total Branch	During the Quarter Savings Linked No	During the Quarter Savings Linked Amount	During the Quarter Credit Linked No	During the Quarter Credit Linked Amount	Current FY Savings Linked No	Current FY Savings Linked Amount	Current FY Credit Linked No	Current FY Credit Linked Amount	SHG O/S No.	SHG O/S Amt.	SHG NPA No.	SHG NPA Amt.	SHG NPA Amt. %
1	BOB	67	93	9.68	28	76.20	93	9.68	28	76.20	1,061	1,706.43	37	49.90	2.92
2	BOI	52	425	51.00	290	942.10	425	51.00	290	942.10	2,633	4,325.96	79	120.55	2.79
3	BOM	18	21	1.55	14	27.36	21	1.55	14	27.36	234	260.16	1	0.5	0.19
4	CAN	109	281	6.10	224	495.05	281	6.10	224	495.05	2,689	4,030.25	69	66.49	1.65
5	CBI	119	468	151.87	307	727.38	468	151.87	307	727.38	2,849	5,856.86	360	207.22	3.54
6	IND	114	371	20.14	902	2,449.19	8,705	1,967.73	12,200	20,513.02	10,486	17,347.10	545	381.92	2.20
7	IOB	31	45	110.14	45	110.14	45	110.14	45	110.14	808	1,068.04	52	37.06	3.47
8	PNB	295	695	14.95	804	1,442.94	695	14.95	804	1,442.94	18,382	24,719.71	2,191	1,604.38	6.49
9	PSB	14	7	0.31	3	1.85	7	0.31	3	1.85	19	16.35	1	1.15	7.03
10	SBI	388	35,724	6,734.32	1338	3,142.47	35,724	6,734.32	1,338	3,142.47	528	9,800.97	0	0	0
11	UCO	142	337	19.48	672	3,122.15	337	19.48	349	1,834.80	10,219	11,989.25	781	262.56	2.19
12	UNI	87	7	0.58	172	384.50	7	0.58	172	384.50	3,268	5,374.39	514	178.56	3.32
Public	Total	1,436	38,474	7,120.12	4,799	12,921.33	46,808	9,067.71	15,774	29,697.81	53,176	86,495.47	4,630	2,910.29	3.36
1	AXIS	94	0	0	0	0	0	0	0	0	0	0	0	0	0
2	BAND	482	17	8.7	0	0	17	8.7	0	0	0	0	0	0	0
3	FED	13	0	0	0	0	0	0	0	0	0	0	0	0	0
4	HDFC	109	1,099	3.17	0	0.00	1,099	3.17	3,971	9,465.70	22,158	28,951.77	0	0	0
5	ICICI	94	0	0	0	0	0	0	0	0	0	0	0	0	0
6	IDBI	30	40	36.97	40	125.42	40	36.97	40	125.42	656	983.57	229	220.99	22.47
7	IDFC	3	0	0	0	0	0	0	0	0	0	0	0	0	0
8	INDUS	39	0	0	0	0	0	0	0	0	0	0	0	0	0
9	KBL	2	0	0	0	0	0	0	0	0	0	0	0	0	0
10	KMB	5	0	0	0	0	0	0	0	0	0	0	0	0	0
11	RBL	1	0	0	0	0	0	0	0	0	0	0	0	0	0
12	SIB	2	0	0	0	0	0	0	0	0	0	0	0	0	0
13	YES	11	0	0	0	0	0	0	0	0	0	0	0	0	0
Priv	Total	885	1,156	48.84	40	125.42	1,156	48.84	4,011	9,591.12	22,814	29,935.34	229	220.99	0.74
1	AU	1	0	0	0	0	0	0	0	0	0	0	0	0	0
2	ESAF	3	0	0	0	0	0	0	0	0	0	0	0	0	0
3	JSF	14	0	0	0	0	0	0	0	0	0	0	0	0	0
4	NESFB	167	0	0	0	0	0	0	0	0	0	0	0	0	0
5	UJJ	18	0	0	0	0	0	0	0	0	0	0	0	0	0
6	USFB	2	0	0	0	0	0	0	0	0	0	0	0	0	0
SFB	Total	205	0	0	0	0	0	0	0	0	0	0	0	0	0
1	AGVB	468	2,911	106.18	5,910	17,659.36	2,911	106.18	5,910	17,659.36	1,13,407	1,78,077.95	19,369	11,109.38	6.24
RRB	Total	468	2,911	106.18	5,910	17,659.36	2,911	106.18	5,910	17,659.36	1,13,407	1,78,077.95	19,369	11,109.38	6.24
1	AACB	67	176	1.76	448	877.00	176	1.76	448	877.00	5338	3440.36	1926	438.87	12.76
Grand Total		3,061	42,717	7,276.90	11,197	31,583.11	51,051	9,224.49	26,143	57,825.29	1,94,735	2,97,949.12	26,154	14,679.53	4.93

District wise SHG Report of Assam during the FY2023-2024 & O/S as on date 30.06.2023

(Amount in Rs.Lakhs)

Sl No.	DistrictName	Total Branch	During the Quarter Savings Linked No	During the Quarter Savings Linked Amount	During the Quarter Credit Linked No	During the Quarter Credit Linked Amount	Current FY Savings Linked No	Current FY Savings Linked Amount	Current FY Credit Linked No	Current FY Credit Linked Amount	SHG O/S No.	SHG O/S Amt.	SHG NPA No.	SHG NPA Amt.	SHG NPA Amt. %
1	Baksa	57	1,025	119.39	299	1,037.80	1,044	121.36	364	1,077.60	5,756	9,344.07	923	437.11	4.68
2	Barpeta	124	1,652	261.40	583	1,675.11	1,832	270.85	1,051	2,720.82	10,515	15,030.33	1,358	964.94	6.42
3	Bongaigaon	61	1,173	209.93	179	571.34	1,288	218.28	280	904.69	3,923	6,667.91	182	82.59	1.24
4	Cachar	163	1,091	318.61	349	819.04	1,325	399.80	831	1,699.46	6,161	7,233.58	1,024	537.68	7.43
5	Charaideo	36	381	43.72	249	674.20	381	43.72	249	674.20	4,071	5,534.65	220	120.16	2.17
6	Chirang	36	1,043	125.47	209	590.06	1,086	131.71	492	888.91	3,165	5,227.84	563	420.39	8.04
7	Darrang	68	1,187	195.33	247	707.44	1,384	210.95	548	1,376.22	6,451	9,357.64	1,071	855.01	9.14
8	Dhemaji	46	2,136	257.22	695	2,085.27	2,607	395.25	1,581	3,211.87	6,721	10,755.68	867	376.27	3.50
9	Dhubri	88	4,125	854.77	543	1,405.72	4,709	1,068.68	1,877	3,224.35	6,819	8,596.09	1,311	594.44	6.92
10	Dibrugarh	183	2,070	485.91	503	1,450.68	2,956	624.96	1,975	3,611.17	7,590	11,996.39	448	235.00	1.96
11	Dimahasao	30	202	13.12	53	165.00	202	13.12	53	165.00	1,131	1,424.38	87	33.62	2.36
12	Goalpara	72	756	153.54	383	1,074.63	818	236.34	648	1,488.54	7,172	9,794.05	1,117	607.90	6.21
13	Golaghat	122	1,907	345.97	531	1,603.24	2,887	500.37	1,568	3,483.65	8,786	16,037.94	394	217.92	1.36
14	Hailakandi	45	1,016	469.50	142	284.97	1,249	519.92	272	391.69	2,524	3,180.25	569	287.01	9.02
15	Jorhat	134	1,098	274.83	417	1,263.03	1,315	307.00	896	2,613.53	6,773	13,851.77	361	240.72	1.74
16	Kamrup	175	1,329	216.95	507	1,502.32	2,268	610.29	2,297	4,966.18	11,655	17,844.70	1,683	1,209.11	6.78
17	Kamrupmetro	419	600	69.07	110	463.21	778	81.77	129	423.96	2,910	6,377.65	381	370.57	5.81
18	Karbianglong	65	275	14.45	400	1,025.04	275	14.45	427	1,077.78	6,387	11,558.65	425	136.05	1.18
19	Karimganj	89	717	212.47	295	578.66	773	227.45	433	813.59	4,328	4,888.28	1,226	584.89	11.97
20	Kokrajhar	53	2,006	188.66	274	727.31	2,187	225.29	556	1,155.16	3,276	4,354.33	430	363.27	8.34
21	Lakhimpur	93	1,849	492.33	561	1,418.86	2,490	600.54	1,615	3,204.58	9,071	12,727.51	900	448.81	3.53
22	Majuli	16	186	8.84	55	175.01	186	8.84	54	169.01	1,564	3,175.31	185	85.67	2.70
23	Morigaon	67	979	62.07	168	399.36	1,096	93.93	941	1,812.58	6,925	8,352.26	2,252	1,172.78	14.04
24	Nagaon	210	4,950	471.49	947	2,508.39	5,652	550.73	1,947	4,117.85	16,004	25,192.58	1,374	897.68	3.56
25	Nalbari	87	823	141.06	395	1,401.68	871	162.67	972	2,768.71	8,854	15,029.20	985	526.13	3.50
26	Sibsagar	105	1,016	204.13	240	651.82	1,392	292.62	358	912.12	4,860	7,504.16	317	246.79	3.29
27	Sonitpur	185	3,503	558.59	879	2,577.06	4,119	724.92	2,429	5,591.50	16,973	25,406.03	3,340	1,585.34	6.24
28	Southsalmara	12	350	42.52	44	109.35	350	42.52	36	83.85	760	1,000.97	173	50.67	5.06
29	Tinsukia	149	1,395	253.90	478	1,395.80	1,654	314.50	812	1,978.21	6,789	11,169.81	510	241.69	2.16
30	Udalguri	49	1,551	188.86	239	719.83	1,551	188.86	229	696.63	4,194	6,038.46	888	597.01	9.89
31	Westkarbi	22	326	22.80	223	521.88	326	22.80	223	521.88	2,627	3,296.65	590	152.31	4.62
Grand Total		3,061	42,717	7,276.90	11,197	31,583.11	51,051	9,224.49	26,143	57,825.29	1,94,735	2,97,949.12	26,154	14,679.53	4.93

Bankwise Progress under JLG Report of Assam during the FY 2023-2024 & O/S as on date 30.06.2023						
(Amount in Rs. Lakhs)						
Sl No.	Bank Name	Total Branch	CY Disbursement No.	CY Disbursement Amt.	Outstanding No.	Outstanding Amt.
1	BOB	67	0	0	4	8.78
2	BOI	52	0	0	0	0
3	BOM	18	0	0	3	3.04
4	CAN	109	4	8.1	106	244.17
5	CBI	119	2	0.04	181	100.41
6	IND	114	0	0	0	0
7	IOB	31	1	0.12	8	13.55
8	PNB	295	0	0	215	224.14
9	PSB	14	0	0	0	0
10	SBI	388	0	0	212	173.13
11	UCO	142	14	77.65	156	316.89
12	UNI	87	0	0	6	3.9
Public	Total	1,436	21	85.91	891	1,088.01
1	AXIS	94	10,344	3,698.90	65,384	10,464.48
2	BAND	482	0	0	0	0
3	FED	13	0	0	0	0
4	HDFC	109	221	428.02	17,488	10,208.47
5	ICICI	94	0	0	0	0
6	IDBI	30	1	5	1,435	1,258.27
7	IDFC	3	0	0	505	80
8	INDUS	39	0	0	188	106.88
9	KBL	2	0	0	0	0
10	KMB	5	0	0	0	0
11	RBL	1	0	0	65,319	168.38
12	SIB	2	0	0	0	0
13	YES	11	0	0	0	0
Private	Total	885	10,566	4,131.92	1,50,319	22,286.48
1	AU	1	0	0	0	0
2	ESAF	3	761	345.4	12,436	4,107.12
3	JSF	14	500	1,201.64	3,351	4,149.52
4	NESFB	167	0	0	1,44,723	34,963.48
5	UJJ	18	0	0	82,626	12,623
6	USFB	2	0	0	0	0
SFB	Total	205	1,261	1,547.04	2,43,136	55,842.79
1	AGVB	468	4,127	6,630.09	37,866	38,855.89
RRB	Total	468	4,127	6,630.09	37,866	38,855.89
1	AACB	67	0	0	85	122.57
Grand Total		3,061	15,975	12,394.96	4,32,297	1,18,195.74

District-wise progress under JLG report of Assam during the FY 2023-2024 & O/S as on date 30.06.2023

(Amount in Rs.Lakhs)

Sl No.	District Name	Total Branch	CY Disbursement No.	CY Disbursement Amt.	Outstanding No.	Outstanding Amt.
1	Baksa	57	102	157.70	6,192	2,254.48
2	Barpeta	124	454	529.34	18,299	6,166.64
3	Bongaigaon	61	877	534.55	8,017	2,820.05
4	Cachar	163	1,933	1,022.90	12,292	4,313.48
5	Charaideo	36	428	294.70	3,400	1,416.98
6	Chirang	36	316	211.00	3,009	1,240.10
7	Darrang	68	690	341.15	10,594	3,187.22
8	Dhemaji	46	275	158.36	7,753	2,573.00
9	Dhubri	88	151	253.24	3,629	2,241.10
10	Dibrugarh	183	245	373.39	15,586	4,340.17
11	Dimahasao	30	44	79.30	472	384.36
12	Goalpara	72	497	450.45	9,215	3,707.19
13	Golaghat	122	603	759.85	19,343	6,148.10
14	Hailakandi	45	57	89.60	1,276	735.83
15	Jorhat	134	217	367.34	31,855	7,023.62
16	Kamrup	175	1,397	617.30	35,885	8,376.39
17	Kamrupmetro	419	910	603.14	1,02,703	10,221.64
18	Karbianglong	65	661	1,122.02	5,125	4,870.89
19	Karimganj	89	587	378.04	5,624	2,611.57
20	Kokrajhar	53	1,113	582.44	5,686	2,186.20
21	Lakhimpur	93	107	186.45	18,185	6,894.72
22	Majuli	16	196	65.10	1,963	434.47
23	Morigaon	67	24	32.60	4,660	1,955.46
24	Nagaon	210	764	583.11	30,201	8,672.74
25	Nalbari	87	531	268.28	16,087	3,939.57
26	Sibsagar	105	365	810.23	11,702	5,878.29
27	Sonitpur	185	965	524.92	24,691	6,868.32
28	Southalmara	12	0	0	103	127.26
29	Tinsukia	149	778	536.94	9,961	3,211.91
30	Udalguri	49	584	291.72	7,134	2,181.74
31	Westkarbi	22	104	169.80	1,655	1,212.25
Grand Total		3,061	15,975	12,394.96	4,32,297	1,18,195.74

ASSAM STATE RURAL LIVELIHOODS MISSION**SHG Bank Linkage - Annual Credit Plan Target for the FY(2023-24)****Assam - Bank-wise Target Report****(Amt in Rs.Lakhs)**

Sl. No.	Bank Name	Total Branch	Fresh Accounts	Renewal Accounts	Total Eligible Accounts	Disbursement Target	Expected Outstanding Amt. as on March 2024
1	BOB	67	1,349	500	1,849	3,273.00	1,700.00
2	BOI	52	1,000	830	1,830	3,960.00	4,170.00
3	BOM	18	40	60	100	210.00	370.00
4	CAN	109	1,100	900	2,000	4,000.00	3,600.00
5	CBI	119	5,720	4,500	10,220	24,690.00	24,400.00
6	IND	114	4,400	5,840	10,240	21,200.00	17,500.00
7	IOB	31	330	440	770	1,595.00	1,230.00
8	PNB	295	8,120	10,290	18,410	32,890.00	24,450.00
9	PSB	14	40	0	40	60.00	48.00
10	SBI	388	10,340	18,130	28,470	56,050.00	44,540.00
11	UCO	142	7,170	9,560	16,730	29,935.00	20,330.00
12	UNI	87	1,300	1,900	3,200	5,530.00	4,600.00
Pub	Total	1,436	40,909	52,950	93,859	1,83,393.00	1,46,938.00
1	AXIS	94	150	0	150	225.00	180.00
2	BAND	482	100	0	100	150.00	120.00
3	HDFC	109	8,050	5,500	13,550	36,060.00	29,270.00
4	ICICI	94	100	0	100	150.00	120.00
5	IDBI	30	130	150	280	495.00	1,030.00
Priv	Total	809	8,530	5,650	14,180	37,080.00	30,720.00
1	NESFB	167	400	600	1,000	1,800.00	3,990.00
2	UJJ	18	20	0	20	30.00	24.00
SFB	Total	185	420	600	1,020	1,830.00	4,014.00
1	AGVB	468	26,210	40,000	66,210	1,85,000.00	1,94,816.00
RRB	Total	468	26,210	40,000	66,210	1,85,000.00	1,94,816.00
1	AACB	67	580	800	1,380	2,470.00	3,330.00
Grand Total		2,965	76,649	1,00,000	1,76,649	4,09,773.00	3,79,818.00

ASSAM STATE RURAL LIVELIHOODS MISSION

SHG Bank Linkage - Annual Credit Plan Target for the FY(2023-2024)

Assam - District-wise Target Report

Amt in Rs.Lakhs

Sl. No.	District	Total Branch	Fresh	Renewal	Total Eligible Accounts	Total Disburse Amount	Total Outstanding Amount
1	Baksa	57	2,350	2,410	4,760	12,000.00	11,130.00
2	Barpeta	124	3,840	4,990	8,830	19,670.00	18,230.00
3	Bongaigaon	61	2,150	2,800	4,950	11,440.00	10,600.00
4	Cachar	163	2,140	2,780	4,920	10,480.00	9,720.00
5	Charaideo	36	1,550	2,020	3,570	7,940.00	7,360.00
6	Chirang	36	1,380	1,790	3,170	6,880.00	6,380.00
7	Darrang	68	2,450	3,190	5,640	13,780.00	12,770.00
8	Dhemaji	46	2,350	3,830	6,180	15,780.00	14,620.00
9	Dhubri	88	2,970	3,860	6,830	12,850.00	11,910.00
10	Dibrugarh	183	3,050	4,230	7,280	16,740.00	15,520.00
11	Dimahasao	30	360	470	830	1,970.00	1,820.00
12	Goalpara	72	2,620	3,540	6,160	13,290.00	12,310.00
13	Golaghat	122	3,500	4,560	8,060	21,940.00	20,330.00
14	Hailakandi	45	1,050	1,360	2,410	4,850.00	4,490.00
15	Jorhat	134	2,359	3,220	5,579	16,493.00	15,316.00
16	Kamrup	175	4,580	7,000	11,580	29,060.00	27,210.00
17	Kamrupmetro	419	680	1,320	2,000	4,800.00	4,452.00
18	Karbianglong	65	2,090	2,720	4,810	12,430.00	11,520.00
19	Karimganj	89	1,650	1,770	3,420	6,150.00	5,700.00
20	Kokrajhar	53	1,820	2,360	4,180	7,720.00	7,160.00
21	Lakhimpur	93	3,600	4,690	8,290	17,860.00	16,550.00
22	Majuli	16	630	1,080	1,710	4,550.00	4,400.00
23	Morigaon	67	2,620	2,370	4,990	9,990.00	8,800.00
24	Nagaon	210	6,820	8,890	15,710	34,950.00	32,380.00
25	Nalbari	87	3,460	4,400	7,860	19,200.00	17,820.00
26	Sibsagar	105	2,000	2,600	4,600	10,320.00	9,570.00
27	Sonitpur	185	6,370	8,300	14,670	36,190.00	33,540.00
28	Southsalmara	12	700	630	1,330	1,680.00	1,560.00
29	Tinsukia	149	2,700	3,540	6,240	14,950.00	13,850.00
30	Udalguri	49	2,070	2,300	4,370	10,090.00	9,350.00
31	Westkarbi	22	740	980	1,720	3,730.00	3,450.00
Grand Total		3,061	76,649	1,00,000	1,76,649	4,09,773.00	3,79,818.00

**Bankwise Progress under NRLM Report of Assam during the FY-2023-2024 & O/S as on date
30.06.2023**

(Amount in Rs. Lakhs)

Sl No.	Bank Name	Total Branch	Current Year Self-Help Group No.	Current Year Self-Help Group Amount	NRLM O/S No.	NRLM O/S Amt.	NRLM Irregular A/C No.	NRLM Irregular A/C Amt.	NRLM NPA No.	NRLM NPA Amt.	NRLM NPA Amt. %
1	BOB	67	71	156.00	869	1,432.25	97	11.15	14	25.46	1.78
2	BOI	52	269	886.10	2,215	3,726.42	19	17.05	19	17.05	0.46
3	BOM	18	14	27.36	246	282.96	13	24.24	1	0.5	0.18
4	CAN	109	51	111.72	431	537.95	29	35.99	5	4.32	0.80
5	CBI	119	1,052	2,723.15	8,027	17,211.92	5	4.04	111	69.25	0.40
6	IND	114	2,328	4,373.79	10,307	17,111.44	2,080	2,965.42	470	308.31	1.80
7	IOB	31	237	267.44	110	139.30	0	0	8	4.01	2.88
8	PNB	295	728	3,510.70	11,897	15,500.54	1,176	750.45	1,040	619.30	4.00
9	PSB	14	5	1.50	23	18.86	0	0	19	13.29	70.47
10	SBI	388	122	221.63	19,103	32,137.09	1,628	1,087.89	0	0.00	0.00
11	UCO	142	672	3,122.15	10,104	12,055.10	130	290.42	776	263.22	2.18
12	UNI	87	19	4.66	3,356	5,538.70	0	0	514	178.56	3.22
Public	Total	1,436	5,568	15,406.20	66,688	1,05,692.53	5,177	5,186.65	2,977	1,503.27	1.42
1	AXIS	94	0	0.00	1	0.00	1	0.00	1	0.00	0.00
2	BAND	482	0	0.00	0	0.00	0	0.00	0	0.00	0.00
3	FED	13	0	0.00	0	0.00	0	0.00	0	0.00	0.00
4	HDFC	109	27,509	1112.65	20,289	26,217.88	0	0.00	0	0.00	0.00
5	ICICI	94	0	0.00	0	0.00	0	0.00	0	0.00	0.00
6	IDBI	30	33	91.97	376	596.53	72	47.55	72	47.55	7.97
7	IDFC	3	0	0.00	0	0.00	0	0.00	0	0.00	0.00
8	INDUS	39	0	0.00	0	0.00	0	0.00	0	0.00	0.00
9	KBL	2	0	0.00	0	0.00	0	0.00	0	0.00	0.00
10	KMB	5	0	0.00	0	0.00	0	0.00	0	0.00	0.00
11	RBL	1	0	0.00	0	0.00	0	0.00	0	0.00	0.00
12	SIB	2	0	0.00	0	0.00	0	0.00	0	0.00	0.00
13	YES	11	0	0.00	0	0.00	0	0.00	0	0.00	0.00
Private	Total	885	27,542	1204.62	20,666	26,814.41	73	47.55	73	47.55	0.18
1	AU	1	0	0.00	0	0.00	0	0.00	0	0.00	0.00
2	ESAF	3	0	0.00	0	0.00	0	0.00	0	0.00	0.00
3	JSF	14	0	0.00	0	0.00	0	0.00	0	0.00	0.00
4	NESFB	167	0	0.000	2,885	2,010.87	0	0.00	0	0.00	0.00
5	UJJ	18	0	0.00	0	0.00	0	0.00	0	0.00	0.00
6	USFB	2	0	0.00	0	0.00	0	0.00	0	0.00	0.00
SFB	Total	205	0	0.00	2,885	2,010.87	0	0.00	0	0.00	0.00
1	AGVB	468	5,875	17,545.96	89,184	1,58,463.83	7,726	14,207.44	2,668	1,777.26	1.12
RRB	Total	468	5,875	17,545.96	89,184	1,58,463.83	7,726	14,207.44	2,668	1,777.26	1.12
1	AACB	67	448	877	3,199	3,001.96	199	101.48	60	36.24	1.21
Grand Total	Total	3,061	39,433	35,033.78	1,82,622	2,95,983.60	13,175	19,543.12	5,778	3,364.32	1.14

**District wise progress under NRLM report of Assam during the FY 2023-2024 & O/S as on date
30.06.2023**

(Amount in Rs.Lakhs)

Sl No.	DistrictName	Total Branch	Current Year Self-Help Group No.	Current Year Self-Help Group Amount	NRLM O/S No.	NRLM O/S Amt.	NRLM Irregular A/C No.	NRLM Irregular A/C Amt.	NRLM NPA No.	NRLM NPA Amt.	NRLM NPA Amt. %
1	Baksa	57	1,300	1,153.45	5,834	10,170.86	190	460.47	107	81.20	0.80
2	Barpeta	124	3,426	1,551.90	8,840	13,173.22	312	568.68	429	253.55	1.92
3	Bongaigaon	61	194	623.10	4,368	7,232.02	198	344.30	47	29.23	0.40
4	Cachar	163	1,138	1,066.37	5,210	7,043.09	436	667.11	195	88.75	1.26
5	Charaideo	36	263	813.20	3,518	5,287.66	214	255.26	89	28.53	0.54
6	Chirang	36	249	718.85	4,088	6,438.21	252	290.32	127	56.52	0.88
7	Darrang	68	1,060	827.00	5,730	9,187.27	237	313.37	155	142.07	1.55
8	Dhemaji	46	1,398	1,638.06	6,748	11,582.85	541	586.87	189	75.33	0.65
9	Dhubri	88	484	1,206.87	7,404	10,072.71	456	442.22	358	103.64	1.03
10	Dibrugarh	183	1,806	1,509.56	7,421	11,904.92	450	716.50	217	109.58	0.92
11	Dimahasao	30	52	159.00	842	1,290.89	401	385.88	6	3.06	0.24
12	Goalpara	72	1,217	1,031.24	5,731	8,394.08	435	741.18	217	123.42	1.47
13	Golaghat	122	1,889	1,638.50	8,862	16,673.66	658	880.49	113	73.50	0.44
14	Hailakandi	45	140	358.22	2,691	3,778.08	171	151.08	119	56.36	1.49
15	Jorhat	134	1,320	1,349.43	7,469	14,723.20	382	773.44	41	27.91	0.19
16	Kamrup	175	4,150	2,120.72	10,662	18,219.45	464	574.54	547	467.33	2.57
17	Kamrupmetro	419	531	429.42	2,445	3,722.00	121	156.49	140	101.05	2.71
18	Karbianglong	65	395	1,015.00	5,217	10,475.88	1,817	3,750.15	15	24.19	0.23
19	Karimganj	89	254	544.88	3,006	4,155.70	312	459.51	132	96.19	2.31
20	Kokrajhar	53	279	728.76	4,183	5,276.77	424	588.48	78	46.80	0.89
21	Lakhimpur	93	2,547	1,752.76	8,727	13,268.77	560	912.28	255	105.99	0.80
22	Majuli	16	71	272.49	1,859	3,213.41	128	196.65	24	16.86	0.52
23	Morigaon	67	956	625.68	4,573	6,620.98	202	328.02	489	281.07	4.25
24	Nagaon	210	4,362	3,089.35	16,271	24,579.08	869	965.56	487	255.22	1.04
25	Nalbari	87	1,667	1,724.32	7,286	12,370.06	98	165.85	174	117.34	0.95
26	Sibsagar	105	963	737.12	4,660	7,176.35	361	394.14	100	38.87	0.54
27	Sonitpur	185	3,788	3,386.02	15,360	27,321.47	1,119	1,436.28	515	322.21	2.41
28	Southalmara	12	32	74.00	750	931.16	24	17.14	141	29.49	3.17
29	Tinsukia	149	2,056	1,560.00	6,727	11,332.67	330	438.62	180	88.60	0.78
30	Udalguri	49	1,228	815.63	4,375	7,430.95	233	400.91	92	120.46	1.62
31	Westkarbi	22	218	512.88	1,765	2,936.18	780	1,181.33	0	0.00	0.00
Grand Total		3,061	39,433	35,033.78	1,82,622	2,95,983.60	13,175	19,543.12	5,778	3,364.32	1.14

Bank wise DAY- NULM Target for the Financial Year 2023-24 (Till September 2023)

State : Assam

Sl. No.	Bank Name	SEP-I		SEP-G		SHG Bank Linkage	
		Physical	Financial (Amount in Lakhs)	Physical	Financial (Amount in Lakhs)	Physical	Financial (Amount in Lakhs)
1	BOB(Dena+Vij)	31	62	7	70	55	55
2	BOI	18	36	3	30	27	27
3	BOM	9	18	3	30	26	26
4	CAN (Syn)	74	148	7	70	50	50
5	CBI	37	74	6	60	51	51
6	IND (ALB)	64	128	10	100	59	59
7	IOB	37	74	2	20	14	14
8	PNB (OBC+UBI)	105	210	13	130	112	112
9	PSB	7	14	0	0	0	0
10	SBI	40	80	7	70	115	115
11	UCO	37	74	4	40	42	42
12	UNI (Andh + Corp)	54	108	7	70	57	57
Pub	Total	513	1,026	69	690	608	608
1	AXIS	7	14	2	20	8	8
2	FED	4	8	0	0	0	0
3	HDFC	7	14	2	20	14	14
4	ICICI	6	12	2	20	15	15
5	IDBI	18	36	3	30	0	0
6	INDUS	3	6	0	0	0	0
7	KBL	0	0	0	0	0	0
8	KMB	0	0	0	0	0	0
9	SIB	0	0	0	0	0	0
10	YES	3	6	0	0	0	0
Priv	Total	48	96	9	90	37	37
1	AGVB (LDRB)	39	78	15	150	155	155
RRB	Total	39	78	15	150	155	155
	Grand Total	600	1,200	93	930	800	800

District wise target of Self Employment Programme under DAY-NULM for the financial year 2023-2024 (Till September 2023)

Sl. No	District	NULM Town	Physical SEP-I (in Numbers)	Financial (Amount in Lakh)	Physical SEP-G (in Numbers)	Financial (Amount in Lakh)	Physical SHG Bank Linkage (in Numbers)	Financial (Amount in Lakh)
1	Baksa	GOESWAR	1	2	3	30	4	4
2	Barpeta	BARPETA	40	80	3	30	48	48
		BARPETA RD						
		PATHSALA						
		HOWLY						
		SARTHEBARI						
		SORBHOG						
PATACHARKUCHI								
3	Biswanath	GOHPUR	9	18	3	30	12	12
		B. CHARIALI						
4	Bongaigaon	BONGAIGAON	22	44	3	30	33	33
		ABHAYAPURI						
5	Cachar	SILCHAR	39	78	3	30	36	36
		LAKHIPUR						
		SONAI						
6	Charaideo	SONARI	2	4	3	30	8	8
		MORAN						
7	Chirang	KAJALGAON	16	32	3	30	20	20
		BIJNI						
		BASUGAON						
8	Darrang	MANGALDOI	13	26	3	30	17	17
		KHARUPETIA						
9	Dhemaji	DHEMAJI	6	12	3	30	8	8
		SILAPATHAR						
10	Dhubri	DHUBRI	9	18	3	30	14	14
		GAURIPUR						
		BILAHPARA						
		CHAPAR						
		SAPATGRAM						
11	Dibrugarh	DIBRUGARH	20	40	3	30	25	25
		NAHARKATIA						
		CHABUA						
		NAMRUP						
12	Dima Hasao	HAFLONG	6	12	3	30	11	11
		UMRANGSHU						
		MAHUR						
		MAIBANG						
13	Goalpara	GOALPARA	9	18	3	30	23	23
		LAKHIPUR						
14	Golaghat	GOLAGHAT	15	30	3	30	11	11
		BOKAKHAT						
		SARUPATHAR						
		BARPATHAR						
		DERGAON						
15	Hailakandi	HAILAKANDI	13	26	3	30	17	17
		LALA						
16	Hojai	HOJAI	5	10	3	30	14	14
		LANKA						
		LUMDING						
		DOBOKA						
17	Jorhat	JORHAT	10	20	3	30	22	22
		MORIANI						
		TITABOR						
		TEOK						

Sl. No	District	NULM Town	Physical SEP-I (in Numbers)	Financial (Amount in Lakh)	Physical SEP-G (in Numbers)	Financial (Amount in Lakh)	Physical SHG Bank Linkage (in Numbers)	Financial (Amount in Lakh)
18	Kamrup (M)	GMC NORTH GUWAHATI	175	350	3	30	192	192
19	Kamrup (R)	PALASHBARI RANGIA	6	12	3	30	14	14
20	Karbi-Anglong	DIPHU DOKMOKA BOKAJAN BOKOLIA HOWARGHAT LANGHIN	15	30	3	30	30	30
21	Karimganj	KARIMGANJ BADARPUR	10	20	3	30	16	16
22	Kokrajhar	KOKRAJHAR GOSAIGAON	13	26	3	30	16	16
23	Lakhimpur	N. LAKHIMPUR BIHPURIA DHAKUAKHANA NARAYANPUR	25	50	3	30	35	35
24	Morigaon	MORIGAON	10	20	3	30	11	11
25	Nagaon	NAGAON DHING KAMPUR RAHA	15	30	3	30	22	22
26	Nalbari	NALBARI TIHU	6	12	3	30	13	13
27	Sivasagar	SIVASAGAR NAZIRA AMUGURI SIMALAGURI DEMOW	15	30	3	30	35	35
28	Sonitpur	TEZPUR RANGAPARA DHEKIJULI	30	60	3	30	37	37
29	Tinsukia	TINSUKIA DOOM DOOMA MAKUM DIGBOI MARGHERITA CHAPAKHOWA	25	50	3	30	30	30
30	Udalguri	UDALGURI TANGLA	10	20	3	30	15	15
31	West Karbi-Anglong	HAMREN DONKAMOKAM	10	20	3	30	12	12
Total			600	1200	93	930	800	800

Bankwise Progress under NULM Report of Assam during the FY-2023-2024 & O/S as on date 30.06.2023

(Amount in Rs. Lakhs)

Sl No.	Bank Name	Total Branch	Sep-I No.	Sep-I Amt	Sep-G No	Sep-G Amt.	Sep-G No. of Beneficiary	SHG No.	SHG Amt	SHG No. of Beneficiary	Women SHG No.	Women SHG Amt.	Women SHG No. of Beneficiary	Total Current Year NULM Disb No.	Total Current Year NULM Disb Amount	NULM O/S No.	NULM O/S Amt.	NULM NPA No.	NULM NPA Amt.	NULM NPA Amt. %
1	BOB	67	7	9.47	0	0	0	4	9	0	2	10	0	11	18.47	229	281.16	16	19.41	6.9
2	BOI	52	0	0	12	48.5	120	12	48.5	120	12	48.5	120	24	97	219	241.22	19	9.76	4.05
3	BOM	18	0	0	0	0	0	0	0	0	0	0	0	0	0	0	0	0	0	0
4	CAN	109	1	1.9	0	0	30	0	0	0	0	0	0	1	1.9	148	267.42	31	47.41	17.73
5	CBI	119	3	1	0	0	0	33	3.22	33	4	0	4	36	4.22	70	82.75	4	2.09	2.53
6	IND	114	0	0	2	0.48	10	34	56.57	463	33	56.52	461	36	57.05	192	252.29	82	81.38	32.26
7	IOB	31	1	1.8	1	1.5	1	1	1.5	1	0	0	0	3	4.8	53	23.66	0	0	0
8	PNB	295	1	0.2	0	0	0	9	30	9	7	21	7	10	30.2	186	689.45	10	9	1.31
9	PSB	14	0	0	0	0	0	3	1.85	7	3	1.85	3	3	1.85	23	17.92	21	16.1	89.84
10	SBI	388	7	11.34	0	0	0	0	0	0	0	0	0	7	11.34	89	109.8	18	19.92	18.14
11	UCO	142	0	0	0	0	0	23	39	230	23	39	230	23	39	343	294.25	16	15.04	5.11
12	UNI	87	19	4.66	9	22.35	45	4	2	48	4	2	48	32	29.01	3,060	4,693.18	560	201.61	4.3
Public	Total	1,436	39	30.37	24	72.83	206	123	191.64	911	88	178.87	873	186	294.84	4,612	6,953.10	777	421.72	6.07
1	AXIS	94	0	0	0	0	0	0	0	0	0	0	0	0	0	0	0	0	0	0
2	BAND	482	0	0	0	0	0	0	0	0	0	0	0	0	0	0	0	0	0	0
3	FED	13	41	81	0	0	0	0	0	0	0	0	0	41	81	41	66.37	0	0	0
4	HDFC	109	0	0	0	0	0	165	387.45	1,190	165	387.45	1,190	165	387.45	1067	1,316.61	0	0	0
5	ICICI	94	0	0	1	2.5	0	0	0	0	0	0	0	1	2.5	0	0	0	0	0
6	IDBI	30	5	2.82	4	4.93	32	0	0	0	0	0	0	9	7.75	96	116.47	16	8.53	7.32
7	IDFC	3	0	0	0	0	0	0	0	0	0	0	0	0	0	0	0	0	0	0
8	INDUS	39	0	0	0	0	0	0	0	0	0	0	0	0	0	0	0	0	0	0
9	KBL	2	0	0	0	0	0	0	0	0	0	0	0	0	0	0	0	0	0	0
10	KMB	5	0	0	0	0	0	0	0	0	0	0	0	0	0	0	0	0	0	0
11	RBL	1	0	0	0	0	0	0	0	0	0	0	0	0	0	0	0	0	0	0
12	SIB	2	0	0	0	0	0	0	0	0	0	0	0	0	0	0	0	0	0	0
13	YES	11	0	0	0	0	0	0	0	0	0	0	0	0	0	0	0	0	0	0
Private	Total	885	46	83.82	5	7.43	32	165	387.45	1,190	165	387.45	1,190	216	478.70	1204	1,499.45	16	8.53	0.57
1	AU	1	0	0	0	0	0	0	0	0	0	0	0	0	0	0	0	0	0	0
2	ESAF	3	0	0	0	0	0	0	0	0	0	0	0	0	0	0	0	0	0	0
3	JSF	14	0	0	0	0	0	0	0	0	0	0	0	0	0	0	0	0	0	0
4	NESFB	167	0	0	0	0	0	0	0	0	0	0	0	0	0	0	0	0	0	0
5	UJJ	18	0	0	0	0	0	0	0	0	0	0	0	0	0	0	0	0	0	0
6	USFB	2	0	0	0	0	0	0	0	0	0	0	0	0	0	0	0	0	0	0
SFB	Total	205	0	0	0	0	0	0	0	0	0	0	0	0	0	0	0	0	0	0
1	AGVB	468	0	0	0	0	0	35	113.40	350	0	0	0	35	113.40	2,478	5,339.58	86	63.49	1.19
RRB	Total	468	0	0	0	0	0	35	113.40	350	0	0	0	35	113.40	2,478	5,339.58	86	63.49	1.19
1	AACB	67	0	0	0	0	0	8	8	80	8	8	80	8	8	40	37.49	0	0	0
Grand Total		3,061	85	114.19	29	80.26	238	331	700	2,531	261	574.32	2,143	445	894.94	8,334	13,829.62	879	493.74	3.57

District wise NULM report of Assam during the FY2023-2024 & O/S as on date 30.06.2023

(Amount in Rs.Lakhs)

Sl No.	DistrictName	Total Branch	Sep-I No.	Sep-I Amt	Sep-G No	Sep-G Amt.	Sep-G No. of Beneficiary	SHG No.	SHG Amt	SHG No. of Beneficiary	Women SHG No.	Women SHG Amt.	Women SHG No. of Beneficiary	Total Current Year NULM Disb No.	Total Current Year NULM Disb Amount	NULM O/S No.	NULM O/S Amt.	NULM NPA No.	NULM NPA Amt.	NULM NPA Amt. %
1	Baksa	57	0	0.00	0	0.00	0	2	0.16	2	0	0.00	0	2	0.16	48	41.84	7	1.19	2.84
2	Barpeta	124	4	2.00	0	0.00	0	23	11.80	125	11	11.60	113	27	13.80	865	1065.13	202	56.29	5.28
3	Bongaigaon	61	1	2.00	1	2.00	10	6	8.05	53	6	10.00	52	8	12.05	75	70.29	23	11.66	16.59
4	Cachar	163	5	7.31	0	0.00	0	13	25.78	115	12	15.78	87	18	33.09	263	457.29	23	15.27	3.34
5	Charaideo	36	3	2.51	0	0.00	0	0	0.00	0	0	0.00	0	3	2.51	6	6.19	0	0.00	0.00
6	Chirang	36	0	0.00	0	0.00	0	1	1.00	10	1	1.00	10	1	1.00	38	37.27	3	3.11	8.34
7	Darrang	68	0	0.00	0	0.00	0	20	49.42	156	19	48.42	155	20	49.42	316	614.26	5	5.80	0.94
8	Dhemaji	46	0	0.00	1	0.47	0	28	78.08	200	28	78.08	200	29	78.55	129	226.38	2	2.54	1.12
9	Dhubri	88	0	0.00	1	0.01	0	4	4.83	28	3	2.83	27	5	4.84	245	151.80	193	108.29	71.34
10	Dibrugarh	183	43	77.27	0	0.00	0	29	59.36	299	31	60.36	301	72	136.63	509	1061.32	42	24.59	2.32
11	Dimahasao	30	4	4.94	1	6.00	10	1	6.00	10	1	6.00	10	6	16.94	36	48.81	1	1.81	3.71
12	Goalpara	72	0	0.00	1	3.00	10	13	14.10	94	6	8.00	60	14	17.10	59	48.73	8	4.93	10.12
13	Golaghat	122	0	0.00	0	0.00	0	8	30.00	24	2	5.00	9	8	30.00	116	288.98	11	7.13	2.47
14	Hailakandi	45	0	0.00	0	0.00	0	10	21.20	76	2	0.15	5	10	21.20	246	327.63	20	24.60	7.51
15	Jorhat	134	0	0.00	4	4.93	32	13	18.86	85	13	18.86	85	17	23.79	1035	2016.27	11	5.68	0.28
16	Kamrup	175	2	0.04	1	1.30	5	14	18.59	81	11	18.58	74	17	19.93	261	573.74	19	11.84	2.06
17	Kamrupmetro	419	2	2.10	1	1.50	11	53	143.2	399	44	113.72	346	56	146.82	1166	1,629.30	93	86.00	5.28
18	Karbianglong	65	2	2.70	0	0.00	0	1	4.50	10	0	0.00	0	3	7.20	22	33.20	1	1.84	5.54
19	Karimganj	89	0	0.00	0	0.00	0	6	5.01	31	1	4.00	8	6	5.01	138	203.69	41	12.94	6.35
20	Kokrajhar	53	0	0.00	1	2.50	0	3	14.69	21	2	12.00	20	4	17.19	55	55.57	10	11.02	19.83
21	Lakhimpur	93	2	1.80	0	0.00	0	9	17.24	73	9	22.34	53	11	19.04	116	140.17	13	7.92	5.65
22	Majuli	16	0	0.00	0	0.00	0	0	0.00	0	1	5.00	1	0	0.00	0	0.00	0	0.00	0.00
23	Morigaon	67	0	0.00	0	0.00	0	6	11.36	21	3	4.36	21	6	11.36	296	293.48	61	14.08	4.80
24	Nagaon	210	0	0.00	2	4.50	20	6	14.85	47	6	14.85	47	8	19.35	462	954.16	8	4.97	0.52
25	Nalbari	87	0	0.00	0	0.00	0	3	2.93	19	1	2.93	8	3	2.93	241	519.32	17	16.44	3.17
26	Sibsagar	105	3	3.72	6	17.60	30	10	15.94	132	9	13.94	131	19	37.26	166	245.11	8	7.49	3.06
27	Sonitpur	185	0	0.00	7	33.00	100	24	78.60	228	20	60.60	179	31	111.60	324	532.46	6	4.60	0.86
28	Southsalmara	12	0	0.00	0	0.00	0	0	0.00	0	0	0.00	0	0	0.00	4	5.08	0	0.00	0.00
29	Tinsukia	149	14	7.80	2	3.45	10	15	23.09	120	10	14.09	70	31	34.34	1022	2037.95	47	38.21	1.87
30	Udalguri	49	0	0.00	0	0.00	0	10	21.83	72	9	21.83	71	10	21.83	30	44.47	4	3.50	7.87
31	Westkarbi	22	0	0.00	0	0.00	0	0	0	0	0	0.00	0	0	0	45	99.73	0	0.00	0.00
Grand Total		3,061	85	114.19	29	80.26	238	331	700.49	2,531	261	574.32	2,143	445	894.94	8,334	13,829.62	879	493.74	3.57

Bankwise Progress under PRADHAN MANTRI MUDRA TOTAL O/S & NPA Report of Assam as on date 30.06.2023

(Amount in Rs. Lakhs)

Sl No.	Bank Name	Total Branch	Sishu O/S No.	Sishu O/S Amt.	Sishu NPA No.	Sishu NPA Amt.	Kishore O/S No.	Kishore O/S Amt.	Kishore NPA No.	Kishore NPA Amt.	Tarun O/S No.	Tarun O/S Amt.	Tarun NPA No.	Tarun NPA Amt.	Total MUDRA O/S No.	Total MUDRA O/S Amt.	Total MUDRA NPA No.	Total MUDRA NPA Amt.	MUDRA NPA Amt. %
1	BOB	67	1,533	451.36	351	116.39	4,616	6,825.68	813	1,244.18	1,329	8,262.54	167	1,093.77	7,478	15,539.58	1,331	2,454.34	15.79
2	BOI	52	1,674	544.82	377	112.94	4,232	7,984.46	649	1,134.94	1,017	6,092.49	181	991.28	6,923	14,621.77	1,207	2,239.16	15.31
3	BOM	18	221	98.20	73	30.46	407	1,004.47	105	171.43	189	779.42	58	131.90	817	1,882.09	236	333.79	17.74
4	CAN	109	5,967	1,152.70	1,568	352.88	12,451	20,994.31	2,841	4,326.35	2,692	18,760.21	309	1,950.59	21,110	40,907.22	4,718	6,629.82	16.21
5	CBI	119	1,885	2,038.13	833	821.77	2,187	4,102.63	431	646.12	709	4,773.54	33	200.80	4,781	10,914.30	1,297	1,668.69	15.29
6	IND	114	5,247	958.14	2,099	373.56	6,284	10,347.21	1,702	2,804.22	1,680	10,253.17	293	1,595.61	13,211	21,558.52	4,094	4,773.39	22.14
7	IOB	31	891	151.65	180	41.71	2,504	3,888.82	236	254.03	499	2,537.04	41	174.06	3,894	6,577.51	457	469.80	7.14
8	PNB	295	29,813	6,923.94	16,418	4,329.04	34,208	44,693.06	11,962	14,149.96	12,463	47,348.21	1,181	6,600.83	76,484	98,965.21	29,561	25,079.83	25.34
9	PSB	14	60	19.34	11	4.19	253	511.06	21	42.46	56	393.90	0	0	369	924.30	32	46.65	5.05
10	SBI	388	27,318	3,600.44	11,173	1,110.92	20,223	29,991.53	7,282	7,728.07	3,732	21,401.14	513	1,747.93	51,273	54,993.11	18,968	10,586.92	19.25
11	UCO	142	9,970	1,698.12	4,453	833.73	20,241	28,991.13	5,097	6,904.80	3,244	14,569.01	363	2,123.32	33,455	45,258.26	9,913	9,861.85	21.79
12	UNI	87	4,816	965.89	1,494	355.64	12,511	19,933.73	2,220	3,329.23	2,238	13,619.94	260	1,334.17	19,565	34,519.56	3,974	5,019.04	14.54
Public	Total	1,436	89,395	18,602.73	39,030	8,483.23	1,20,117	1,79,268.09	33,359	42,735.79	29,848	1,48,790.61	3,399	17,944.26	2,39,360	3,46,661.43	75,788	69,163.28	19.95
1	AXIS	94	65,496	10,485.64	25,016	1,160.47	3,226	6,491.92	192	39.75	265	3,170.89	22	22.63	68,987	20,148.45	25,230	1,222.85	6.07
2	BAND	482	3,58,630	63,783.15	83,592	14,496.05	4,82,855	2,58,070.46	92,737	60,394.04	678	1,377.58	91	317.77	8,42,163	3,23,231.19	1,76,420	75,207.86	23.27
3	FED	13	36	13.91	7	3.99	90	165.27	7	12.72	28	163.10	0	0	154	342.28	14	16.71	4.88
4	HDFC	109	32,861	5,369.35	12,064	2,031.25	3,356	5,795.33	132	86.61	2,103	10,862.84	71	290.60	38,320	22,027.52	12,267	2,408.46	10.93
5	ICICI	94	562	199.46	4	0.14	211	261.97	15	0.74	260	1,057.73	11	0.55	1,033	1,519.16	30	1.43	0.09
6	IDBI	30	1,028	93.59	326	28.06	1,776	3,027.37	706	795.77	1,546	7,893.44	492	2,291.67	4,350	11,014.40	1,524	3,115.50	28.29
7	IDFC	3	0	0	0	0	27	0	79	0	16	0	115	0	43	0	194	0	0
8	INDUS	39	1,753	104.79	307	25.27	3,961	5,879.78	476	127.61	1,579	5,671.47	30	100.47	7,293	11,656.04	813	253.35	2.17
9	KBL	2	3	0.40	0	0	0	0	0	0	1	10.00	0	0	4	10.40	0	0	0
10	KMB	5	0	0	0	0	1	3.02	0	0	0	0	0	0	1	3.02	0	0	0
11	RBL	1	0	0	0	0	0	0	0	0	0	0	0	0	0	0	0	0	0
12	SIB	2	0	0	0	0	4	16.55	0	0	2	19.25	2	19.25	6	35.80	2	19.25	53.77
13	YES	11	0	0	0	0	9	28.82	0	0	4	35.75	0	0	13	64.57	0	0	0
Priv	Total	885	4,60,369	80,050.29	1,21,316	17,745.23	4,95,516	2,79,740.49	94,344	61,457.24	6,482	30,262.05	834	3,042.94	9,62,367	3,90,052.83	2,16,494	82,245.41	21.09
1	AU	1	0	0	0	0	0	0	0	0	0	0	0	0	0	0	0	0	0
2	ESAF	3	12,204	2,695.17	4,104	962.02	786	287.33	198	66.24	0	0	0	0	12,990	2,982.50	4,302	1,028.26	34.48
3	JSF	14	1,560	258.00	1,188	211.00	54	12.91	41	11.81	0	0	0	0	1,614	270.91	1,229	222.81	82.25
4	NESFB	167	0	0	0	0	0	0	0	0	0	0	0	0	0	0	0	0	0
5	UJJ	18	0	0	0	0	19,231	13,019.48	0	0	0	0	0	0	19,231	13,019.48	0	0	0
6	USFB	2	0	0	0	0	0	0	0	0	0	0	0	0	0	0	0	0	0
SFB	Total	205	13,764	2,953.17	5,292	1,173.02	20,071	13,319.72	239	78.05	6.65	0	0	0	33,835	16,272.89	5,531	1,251.07	116.73
1	AGVB	468	14,993	3,778.82	8,350	2,500.79	34,485	41,772.98	5,914	6,521.13	1,209	6,156.30	121	498.34	50,687	51,708.10	14,385	9,520.26	18.41
RRB	Total	468	14,993	3,778.82	8,350	2,500.79	34,485	41,772.98	5,914	6,521.13	1,209	6,156.30	121	498.34	50,687	51,708.10	14,385	9,520.26	18.41
1	AACB	67	4,133	1,275.34	2,068	637.66	0	0	0	0	0	0	0	0	4,133	1,275.34	2,068	637.66	50.00
Grand Total	3,061	5,82,654	1,06,660.35	1,76,056	30,539.93	6,70,189	5,14,101.28	1,33,856	1,10,792.21	37,539	1,85,208.96	4,354	21,485.54	12,90,382	8,05,970.59	3,14,266	1,62,817.68	20.20	

District-wise PMMY Outstandings-NPA report of Assam as on date 30.06.2023

(Amount in Rs.Lakhs)

Sl No.	District Name	Total Branch	Sishu O/S No.	Sishu O/S Amt.	Sishu NPA No.	Sishu NPA Amt.	Kishore O/S No.	Kishore O/S Amt.	Kishore NPA No.	Kishore NPA Amt.	Tarun O/S No.	Tarun O/S Amt.	Tarun NPA No.	Tarun NPA Amt.	Total MUDRA O/S No.	Total MUDRA O/S Amt.	Total MUDRA NPA No.	Total MUDRA NPA Amt.	MUDRA NPA Amt. %
1	Baksa	57	4,797	938.52	758	206.90	6,339	6,031.35	755	1,026.57	199	1,048.23	20	107.73	11,335	8,018.10	1,533	1,341.20	16.73
2	Barpeta	124	30,589	5,524.30	10,234	1,838.03	34,746	28,687.57	8,451	6,927.98	1,869	9,062.11	138	661.82	67,204	43,273.98	18,823	9,427.83	21.79
3	Bongaigaon	61	15,032	2,735.05	4,412	608.83	11,979	9,389.90	2,047	1,601.79	940	4,091.85	40	189.90	27,951	16,216.80	6,499	2,400.52	14.80
4	Cachar	163	53,365	9,623.45	14,468	2,669.95	65,428	40,737.26	15,634	11,204.03	2,243	9,426.94	158	823.10	1,21,036	59,787.65	30,260	14,697.08	24.58
5	Charaideo	36	6,301	1,159.84	1,728	274.82	5,160	4,455.03	400	454.53	419	1,894.60	11	42.93	11,880	7,509.47	2,139	772.28	10.28
6	Chirang	36	7,125	1,350.91	1,511	285.03	8,108	5,965.18	1,704	1,549.72	155	847.37	23	85.18	15,388	8,163.46	3,238	1,919.93	23.52
7	Darrang	68	17,940	3,159.85	6,966	1,058.49	18,132	14,839.58	4,503	3,697.98	1,008	5,653.48	138	823.54	37,080	23,652.91	11,607	5,580.01	23.59
8	Dhemaji	46	8,856	1,797.65	3,323	689.21	7,743	7,737.29	1,820	1,790.44	727	3,836.74	74	353.25	17,326	13,371.68	5,217	2,832.90	21.19
9	Dhubri	88	25,448	4,861.77	10,098	1,923.17	29,381	21,508.87	10,903	8,403.55	714	3,474.18	110	365.90	55,543	29,844.82	21,111	10,692.62	35.83
10	Dibrugarh	183	39,569	6,141.69	10,402	1,457.75	30,859	25,097.38	3,786	3,762.83	2,529	13,099.09	309	1,597.46	72,957	44,338.16	14,497	6,818.04	15.38
11	Dimahasao	30	1,173	192.02	281	46.87	1,004	1,469.16	121	160.74	143	787.47	6	33.85	2,320	2,448.65	408	241.46	9.86
12	Goalpara	72	17,168	3,264.96	6,758	1,215.01	17,016	12,745.76	4,422	3,340.19	630	2,859.43	60	351.72	34,814	18,870.15	11,240	4,906.92	26.00
13	Golaghat	122	24,110	4,207.53	5,795	989.91	27,201	18,397.69	3,040	2,246.14	1,297	5,069.88	63	301.30	52,608	27,675.10	8,898	3,537.35	12.78
14	Hailakandi	45	8,353	1,546.47	1,991	381.73	13,547	10,109.35	3,116	2,530.85	540	2,295.83	42	177.73	22,440	13,951.65	5,149	3,090.31	22.15
15	Jorhat	134	26,739	4,076.17	7,991	782.69	22,733	18,610.34	2,899	2,384.48	1,576	7,354.61	147	660.57	51,048	30,041.12	11,037	3,827.74	12.74
16	Kamrup	175	46,009	8,551.90	16,402	2,635.48	53,977	36,619.57	11,343	8,379.59	1,663	8,651.97	170	823.58	1,01,649	53,823.44	27,915	11,838.65	22.00
17	Kamrupmetro	419	36,313	7,099.83	13,972	2,664.50	52,278	46,427.93	9,721	8,097.50	5,220	30,687.77	947	4,218.18	93,811	84,215.53	24,640	14,980.18	17.79
18	Karbianglong	65	4,033	769.14	638	106.00	4,236	4,976.53	318	364.09	398	2,199.48	30	148.15	8,667	7,945.15	986	618.24	7.78
19	Karimganj	89	24,628	4,448.79	7,274	1,450.56	31,874	20,637.80	8,239	6,641.65	1,062	4,801.42	123	770.31	57,564	29,888.01	15,636	8,862.52	29.65
20	Kokrajhar	53	16,344	3,283.66	1,664	320.67	11,247	8,260.91	2,126	1,871.50	311	1,806.49	23	144.47	27,902	13,351.06	3,813	2,336.64	17.50
21	Lakhimpur	93	18,603	3,832.43	6,259	1,400.74	21,166	17,022.36	4,439	3,946.39	1,146	5,426.05	189	852.70	40,915	26,280.84	10,887	6,199.83	23.59
22	Majuli	16	2,109	447.34	556	116.62	1,010	1,368.38	163	163.61	386	1,200.58	37	220.44	3,505	3,016.30	756	500.67	16.60
23	Morigaon	67	10,071	2,093.47	2,191	527.79	17,532	13,807.12	3,214	3,336.47	1,103	5,646.93	209	1,118.41	28,706	21,547.52	5,614	4,982.67	23.12
24	Nagaon	210	42,299	8,215.90	13,566	2,643.50	66,324	47,599.47	13,172	11,052.06	4,236	18,590.57	699	3,528.13	1,12,859	74,405.94	27,437	17,223.69	23.15
25	Nalbari	87	14,910	2,810.46	4,752	846.86	15,742	12,239.55	2,672	2,329.63	626	3,349.76	66	333.66	31,278	18,399.77	7,490	3,510.15	19.08
26	Sibsagar	105	19,266	3,281.91	4,013	578.18	20,928	17,032.64	1,904	1,513.31	1,638	6,842.63	73	321.13	41,832	27,157.18	5,990	2,412.62	8.88
27	Sonitpur	185	33,764	6,218.26	11,144	1,811.01	44,451	33,097.52	8,010	6,481.13	2,335	11,038.08	212	1,098.59	80,550	50,353.86	19,366	9,390.73	18.65
28	Southalmara	12	260	70.14	112	23.92	965	1,421.61	396	455.94	82	452.10	8	47.35	1,307	1,943.85	516	527.21	27.12
29	Tinsukia	149	20,792	3,571.38	5,663	745.87	23,119	21,638.13	2,860	2,927.92	2,126	12,481.41	209	1,191.42	46,037	37,690.92	8,732	4,865.21	12.91
30	Udalguri	49	6,342	1,328.59	1,021	233.54	5,712	5,827.76	1,656	2,116.09	167	1,053.34	18	90.47	12,221	8,209.69	2,695	2,440.10	29.72
31	Westkarbi	22	346	56.97	113	6.30	252	342.29	22	33.51	51	178.57	2	2.57	649	577.83	137	42.38	7.33
Grand Total		3,061	5,82,654	1,06,660.35	1,76,056	30,539.93	6,70,189	5,14,101.28	1,33,856	1,10,792.21	37,539	1,85,208.96	4,354	21,485.54	12,90,382	8,05,970.59	3,14,266	1,62,817.68	20.20

Bankwise Progress under PMMY -Disbursement Report of Assam during the FY-2023-2024 upto date 30.06.2023

(Amount in Rs. Lakhs)

Sl No.	Bank Name	Total Branch	Sishu No.	Sishu Amt.	Kishore No.	Kishore Amt.	Tarun No.	Tarun Amt.	Total MUDRA Disb No.	Total MUDRA Disb Amt.
1	BOB	67	135	66.98	396	939.01	109	832.54	640	1,838.53
2	BOI	52	26	12.51	105	251.49	16	121.00	147	385.00
3	BOM	18	3	1.50	20	32.38	4	7.80	27	41.68
4	CAN	109	670	142.87	823	2,233.04	289	2,450.52	1,782	4,826.43
5	CBI	119	2	1.00	29	57.57	25	196.83	56	255.40
6	IND	114	775	123.26	2,014	2,445.31	991	4,728.44	3,780	7,297.01
7	IOB	31	8	20.15	200	429.15	128	640.17	336	1,089.47
8	PNB	295	2,188	385.00	1,036	2,613.28	1,192	7,218.08	4,416	10,216.36
9	PSB	14	5	2.22	34	102.82	3	22.50	42	127.54
10	SBI	388	85	32.35	1,822	4,589.59	692	5,809.61	2,599	10,431.55
11	UCO	142	836	159.20	436	864.43	132	724.67	1,404	1,748.30
12	UNI	87	666	148.82	1,003	2,204.15	251	2,028.52	1,920	4,381.49
Public	Total	1,436	5,399	1,095.86	7,918	16,762.22	3,832	24,780.68	17,149	42,638.76
1	AXIS	94	10,533	3,766.92	606	1,570.77	34	585.18	11,173	5,922.87
2	BAND	482	46,812	13,034.49	19,962	22,716.85	0	0	66,774	35,751.34
3	FED	13	18	2.96	57	50.85	18	122.56	93	176.37
4	HDFC	109	3,280	950.82	508	996.60	256	1,826.45	4,044	3,773.87
5	ICICI	94	0	0	7	29.68	25	210.04	32	239.72
6	IDBI	30	69	15.75	34	101.19	15	126	118	242.94
7	IDFC	3	0	0	27	80	16	116	43	196
8	INDUS	39	0	0	153	455.61	49	287.27	202	742.88
9	KBL	2	7	0.75	7	13.91	9	51.75	23	66.41
10	KMB	5	0	0	0	0	0	0	0	0
11	RBL	1	0	0	0	0	0	0	0	0
12	SIB	2	0	0	0	0	0	0	0	0
13	YES	11	0	0	9	29.24	3	27.35	12	56.59
Private	Total	885	60,719	17,771.69	21,370	26,044.70	425	3,352.60	82,514	47,168.99
1	AU	1	0	0	0	0	0	0	0	0
2	ESAF	3	1,260	451.9	23	13.95	0	0	1,283	465.85
3	JSF	14	10	2	1	0.54	0	0	11	2.54
4	NESFB	167	0	0	0	0	0	0	0	0
5	UJJ	18	0	0	3,470	3,924	0	0	3,470	3,924
6	USFB	2	0	0	0	0	0	0	0	0
SFB	Total	205	1,270	453.9	3,494	3,938.88	0	0	4764	4,392.78
1	AGVB	468	180	65.87	3,126	5,478.28	97	674.34	3,403	6,218.49
RRB	Total	468	180	65.87	3,126	5,478.28	97	674.34	3,403	6,218.49
1	AACB	67	75	37.36	0	0	0	0	75	37.36
Grand Total		3,061	67,643	19,424.68	35,908	52,224.08	4,354	28,807.62	1,07,905	1,00,456.38

District wise PMMY Disbursements report of Assam during the FY2023-2024 upto date 30.06.2023**(Amount in Rs.Lakhs)**

Sl No.	District Name	Total Branch	Sishu No	Sishu amt	Kishore no	Kishore Amt	Tarun No	Tarun Amt	Total MUDRA Disb No.	Total MUDRA Disb Amt.
1	Baksa	57	475	144.44	389	593.19	28	179.28	892	916.91
2	Barpeta	124	3,037	910.04	1,875	2,606.22	147	985.13	5,059	4,501.39
3	Bongaigaon	61	1,949	622.90	663	987.08	99	584.55	2,711	2,194.53
4	Cachar	163	6,633	1,731.01	2,572	3,615.84	226	1,562.89	9,431	6,909.74
5	Charaideo	36	732	213.55	326	506.58	58	386.82	1,116	1,106.95
6	Chirang	36	1,032	312.56	412	574.49	29	168.41	1,473	1,055.46
7	Darrang	68	1,998	609.03	968	1,426.28	114	880.80	3,080	2,916.11
8	Dhemaji	46	881	262.09	428	676.24	109	677.14	1,418	1,615.47
9	Dhubri	88	2,331	692.46	1,207	1,701.02	96	606.40	3,634	2,999.88
10	Dibrugarh	183	3,712	843.50	1,778	2,601.06	358	2,067.03	5,848	5,511.59
11	Dimahasao	30	53	9.62	93	180.85	10	87.56	156	278.03
12	Goalpara	72	2,083	594.41	845	1,230.00	52	377.48	2,980	2,201.89
13	Golaghat	122	3,200	807.83	1,647	2,109.13	179	1,114.44	5,026	4,031.40
14	Hailakandi	45	840	252.23	567	724.77	52	349.44	1,459	1,326.44
15	Jorhat	134	3,305	823.22	1,480	2,318.95	187	1,188.75	4,972	4,330.92
16	Kamrup	175	5,372	1,704.21	3,035	3,935.09	205	1,282.25	8,612	6,921.55
17	Kamrupmetro	419	3,427	1,089.79	3,935	6,178.66	592	4,254.06	7,954	11,522.51
18	Karbianglong	65	445	139.13	478	872.55	35	275.39	958	1,287.07
19	Karimganj	89	2,337	729.28	1,250	1,490.98	102	686.51	3,689	2,906.77
20	Kokrajhar	53	2,527	819.04	700	970.36	54	305.29	3,281	2,094.69
21	Lakhimpur	93	2,357	649.40	1,054	1,507.75	187	1,141.42	3,598	3,298.57
22	Majuli	16	209	67.81	25	44.35	7	48.00	241	160.16
23	Morigaon	67	1,181	382.45	812	1,203.15	96	658.91	2,089	2,244.51
24	Nagaon	210	4,845	1,443.86	2,953	4,216.90	361	2,635.59	8,159	8,296.35
25	Nalbari	87	1,659	539.19	741	1,051.72	66	501.34	2,466	2,092.25
26	Sibsagar	105	2,169	560.64	1,173	1,753.50	209	1,177.03	3,551	3,491.17
27	Sonitpur	185	5,487	1,496.49	2,518	3,733.39	308	1,989.91	8,313	7,219.79
28	Southalmara	12	3	0.80	31	83.14	5	42.80	39	126.74
29	Tinsukia	149	2,362	646.89	1,564	2,727.66	353	2,359.07	4,279	5,733.62
30	Udalguri	49	996	325.22	371	563.97	24	180.91	1,391	1,070.10
31	Westkarbi	22	6	1.59	18	39.21	6	53.02	30	93.82
Grand Total		3,061	67,643	19,424.68	35,908	52,224.08	4,354	28,807.62	1,07,905	1,00,456.38

Bankwise Progress under SUI Report of Assam during the FY-2023-2024 & O/S as on date 30.06.2023

(Amount in Rs. Lakhs)

Sl No.	Bank Name	Total Branch	Current Year No. of Female Account	Current Year Sum of Female Amount	Current Year No. of Male Account to SC	Current Year Sum of Male Amount to SC	Current Year No. of Male Account to ST	Current Year Sum of Male Amount to ST	Total Current Year SUI Disb No.	Total Current Year SUI Disb Amount	SUI O/S No.	SUI O/S Amt.	SUI NPA No.	SUI NPA Amt.	SUI NPA Amt. %
1	BOB	67	5	65	5	59	3	20	13	144	101	1,352.10	25	417.72	30.89
2	BOI	52	0	0	0	0	0	0	0	0	42	557.83	12	127.07	22.78
3	BOM	18	0	0	0	0	0	0	0	0	3	32.4	0	0	0
4	CAN	109	10	69.23	1	5	0	0	11	74.23	104	1,257.39	20	142.55	11.34
5	CBI	119	2	60.23	2	15	0	0	4	75.23	62	716.36	16	118.14	16.49
6	IND	114	6	15.67	0	0	3	75.49	9	91.16	78	1049.72	2	0.94	0.09
7	IOB	31	3	23.04	0	0	0	0	3	23.04	75	1,044.35	0	0	0
8	PNB	295	0	0	0	0	0	0	0	0	269	2,412.50	92	596.65	24.73
9	PSB	14	2	76.94	9	130.35	0	0	11	207.29	9	106.03	0	0	0
10	SBI	388	21	581.63	5	89.5	5	67.08	31	738.21	525	9,710.04	38	321.91	3.32
11	UCO	142	4	51	1	12	1	15	6	78.00	187	3,597.47	27	292.1	8.12
12	UNI	87	96	1489.65	1	9.5	4	26	101	1,525.15	177	2,834.79	3	40.5	1.43
Public	Total	1,436	149	2,432.39	24	320.35	16	203.57	189	2,956.31	1,632	24,670.98	235	2,057.58	8.34
1	AXIS	94	0	0	0	0	0	0	0	0	0	0	0	0	0
2	BAND	482	0	0	0	0	0	0	0	0	0	0	0	0	0
3	FED	13	0	0	0	0	0	0	0	0	0	0	0	0	0
4	HDFC	109	1	50	1	19.55	0	0	2	69.55	42	974.23	1	10.55	1.08
5	ICICI	94	2	0.55	1	0.75	0	0	3	1.3	0	0	0	0	0
6	IDBI	30	1	9.75	0	0	0	0	1	9.75	23	153.92	14	90.02	58.48
7	IDFC	3	0	0	0	0	0	0	0	0	0	0	0	0	0
8	INDUS	39	1	21.96	0	0	2	64.3	3	86.26	176	1,738.32	0	0	0
9	KBL	2	0	0	0	0	0	0	0	0	2	75.22	0	0	0
10	KMB	5	0	0	0	0	0	0	0	0	5	220.32	0	0	0
11	RBL	1	0	0	0	0	0	0	0	0	0	0	0	0	0
12	SIB	2	0	0	0	0	0	0	0	0	0	0	0	0	0
13	YES	11	1	7.8	1	12.12	0	0	2	19.92	2	19.92	0	0	0
Priv	Total	885	6	90.06	3	32.42	2	64.3	11	186.78	250	3,181.93	15	100.57	3.16
1	AU	1	0	0	0	0	0	0	0	0	0	0	0	0	0
2	ESAF	3	0	0	0	0	0	0	0	0	0	0	0	0	0
3	JSF	14	0	0	0	0	0	0	0	0	0	0	0	0	0
4	NESFB	167	0	0	0	0	0	0	0	0	0	0	0	0	0
5	UJJ	18	0	0	0	0	0	0	0	0	0	0	0	0	0
6	USFB	2	0	0	0	0	0	0	0	0	0	0	0	0	0
SFB	Total	205	0	0	0	0	0	0	0	0	0	0	0	0	0
1	AGVB	468	1	25	1	25	0	0	2	50	28	401.15	15	155.56	38.78
RRB	Total	468	1	25	1	25	0	0	2	50	28	401.15	15	155.56	38.78
1	AACB	67	0	0	0	0	0	0	0	0	0	0	0	0	0
Grand Total		3,061	156	2,547.45	28	377.77	18	267.87	202	3,193.09	1,910	28,254.06	265	2,313.71	8.19

District wise SUI report of Assam during the FY2023-2024 & O/S as on date 30.06.2023

(Amount in Rs.Lakhs)

Sl No.	District Name	Total Branch	Current Year No. of Female Account	Current Year Sum of Female Amount	Current Year No. of Male Account to SC	Current Year Sum of Male Amount to SC	Current Year No. of Male Account to ST	Current Year Sum of Male Amount to ST	Total Current Year SUI Disb No.	Total Current Year SUI Disb Amount	SUI O/S No.	SUI O/S Amt.	SUI NPA No.	SUI NPA Amt.	SUI NPA Amt. %
1	Baksa	57	0	0.00	0	0.00	0	0.00	0	0.00	8	159.19	2	12.39	7.78
2	Barpeta	124	9	219.62	2	23.50	1	2.52	12	245.64	60	851.08	12	135.56	15.93
3	Bongaigaon	61	2	80.52	4	47.00	4	55.00	10	182.52	70	762.98	7	72.44	9.49
4	Cachar	163	2	24.00	1	14.98	0	0.00	3	38.98	60	918.49	5	45.48	4.95
5	Charaideo	36	0	0.00	0	0.00	0	0.00	0	0.00	11	160.65	0	0.00	0.00
6	Chirang	36	1	0.00	0	0.00	1	10.50	2	10.50	19	284.90	0	0.01	0.00
7	Darrang	68	1	5.10	0	0.00	0	0.00	1	5.10	35	501.31	9	88.53	17.66
8	Dhemaji	46	0	0.00	0	0.00	0	0.00	0	0.00	11	123.02	1	0.26	0.21
9	Dhubri	88	3	22.00	1	13.54	0	0.00	4	35.54	30	597.07	0	0.05	0.01
10	Dibrugarh	183	4	40.06	1	0.75	1	5.84	6	46.65	178	2,607.66	18	202.91	7.78
11	Dimahasao	30	1	25.00	0	0.00	0	0.00	1	25.00	7	76.74	1	15.65	20.39
12	Goalpara	72	3	14.37	0	0.00	0	0.00	3	14.37	30	242.15	10	41.05	16.95
13	Golaghat	122	1	10.30	0	0.00	1	12.00	2	22.30	56	708.90	5	21.29	3.00
14	Hailakandi	45	0	0.00	0	0.00	0	0.00	0	0.00	9	203.04	2	21.74	10.71
15	Jorhat	134	10	166.43	0	0.00	0	0.00	10	166.43	79	1,021.88	7	31.06	3.04
16	Kamrup	175	7	108.19	1	19.55	0	0.00	8	127.74	72	1,029.80	6	84.61	8.22
17	Kamrupmetro	419	65	1143.71	7	99.12	5	64.58	77	1307.41	457	8,130.25	56	600.37	7.38
18	Karbianglong	65	0	0.00	0	0.00	0	0.00	0	0.00	29	468.28	5	27.20	5.81
19	Karimganj	89	2	58.75	0	0.00	0	0.00	2	58.75	26	510.54	5	74.52	14.60
20	Kokrajhar	53	0	0.00	0	0.00	2	18.48	2	18.48	16	371.33	2	27.58	7.43
21	Lakhimpur	93	2	1.99	1	25.00	2	69.65	5	96.64	39	467.88	7	55.17	11.79
22	Majuli	16	1	0.22	0	0.00	0	0.00	1	0.22	13	126.10	1	1.23	0.98
23	Morigaon	67	2	4.00	0	0.00	0	0.00	2	4.00	40	358.36	14	106.70	29.77
24	Nagaon	210	5	86.12	1	24.87	0	0.00	6	110.99	156	1,632.73	45	263.68	16.15
25	Nalbari	87	6	53.98	0	0.00	0	0.00	6	53.98	42	667.64	3	29.51	4.42
26	Sibsagar	105	11	142.07	1	11.00	0	0.00	12	153.07	59	674.81	7	69.36	10.28
27	Sonitpur	185	10	160.70	2	15.17	0	0.00	12	175.87	160	2,298.86	26	180.39	7.85
28	Southsalmara	12	0	0.00	0	0.00	0	0.00	0	0.00	2	53.81	0	0.00	0.00
29	Tinsukia	149	8	180.32	6	83.29	1	29.30	15	292.91	119	1,950.39	8	83.83	4.30
30	Udalguri	49	0	0.00	0	0.00	0	0.00	0	0.00	10	226.64	1	21.14	9.33
31	Westkarbi	22	0	0.00	0	0.00	0	0.00	0	0.00	7	67.58	0	0.00	0.00
Grand Total		3,061	156	2,547.45	28	377.77	18	267.87	202	3,193.09	1,910	28,254.06	265	2,313.71	8.19

BANK-WISE TARGET OF PMEGP IN ASSAM STATE FOR THE YEAR 2023-24

SI. No	Bank Name	Total Branch	No. of Project	Estimated amount of Bank Finance	Margin Money	Emplo (Nos)
1	Bank of Baroda	67	282	2,292.66	846.00	2,256
2	Bank of India	52	142	1,154.46	426.00	1,136
3	Bank of Maharashtra	18	42	341.46	126.00	336
4	Canara Bank	109	424	3,447.12	1,272.00	3,392
5	Central Bank of India	119	474	3,853.62	1,422.00	3,792
6	Indian Bank	114	270	2,195.10	810.00	2,160
7	Indian Overseas Bank	31	174	1,414.62	522.00	1,392
8	Punjab & Sind Bank	295	70	569.10	210.00	560
9	Punjab National Bank	14	1,582	12,861.66	4,746.00	12,656
10	State Bank of India	388	1,582	12,861.66	4,746.00	12,656
11	UCO Bank	142	284	2,308.92	852.00	2,272
12	Union Bank	87	566	4,601.58	1,698.00	4,528
Public	Total	1,436	5,892	47,901.96	17,676.00	47,136
1	AXIS Bank	94	40	325.20	120.00	320
2	Bandhan Bank	482	40	325.20	120.00	320
3	Federal Bank	13	40	325.20	120.00	320
4	HDFC Bank	109	40	325.20	120.00	320
5	ICICI Bank	94	40	325.20	120.00	320
6	IDBI Bank	30	94	764.22	282.00	752
7	Indusind Bank	39	22	178.86	66.00	176
8	Karnataka Bank	2	16	130.08	48.00	128
9	Kotak Mahindra Bank	5	16	130.08	48.00	128
10	YES Bank	11	16	130.08	48.00	128
Private	Total	879	364	2,959.32	1,092.00	2,912
1	NESFB	167	40	325.20	120.00	320
2	Ujjivan SFB	18	40	325.20	120.00	320
SFB	Total	185	80	650.40	240.00	640
1	AGVB	468	792	6,438.96	2,376.00	6,336
RRB	Total	468	792	6,438.96	2,376.00	6,336
1	ACAB	67	32	260.16	96.00	256
Coop	Total	67	32	260.16	96.00	256
Grand Total		3,035	7,160	58,210.80	21,480.00	57,280

TENTATIVE DISTRICT-WISE AGENCY-WISE TARGET OF PMEGP IN ASSAM FOR THE YEAR 2023-24

(M.M. Rs. In Lakh, Emp. In Nos.)

Sr. No.	Name of District	KVIC			AKVIB			DICC			TOTAL		
		No. of Project	MM	EMP	No. of Project	MM	EMP	No. of Project	MM	EMP	No. of Project	MM	EMP
1	Baksa	112	280.00	896	112	280.00	896	112	280.00	896	336	840.00	2688
2	Barpeta	150	375.00	1200	150	375.00	1200	152	380.00	1216	452	1130.00	3616
3	Bajali	112	280.00	896	112	280.00	896	112	280.00	896	336	840.00	2688
4	Biswanath	112	280.00	896	150	375.00	1200	152	380.00	1216	414	1035.00	3312
5	Bongaigaon	150	375.00	1200	150	375.00	1200	152	380.00	1216	452	1130.00	3616
6	Cachar	150	375.00	1200	150	375.00	1200	152	380.00	1216	452	1130.00	3616
7	Charaideo	112	280.00	896	112	280.00	896	112	280.00	896	336	840.00	2688
8	Chirang	150	375.00	1200	150	375.00	1200	152	380.00	1216	452	1130.00	3616
9	Darrang	112	280.00	896	112	280.00	896	114	285.00	912	338	845.00	2704
10	Dhemaji	150	375.00	1200	150	375.00	1200	152	380.00	1216	452	1130.00	3616
11	Dhubri	150	375.00	1200	150	375.00	1200	152	380.00	1216	452	1130.00	3616
12	Dibrugarh	150	375.00	1200	150	375.00	1200	152	380.00	1216	452	1130.00	3616
13	Dima Hasao	150	375.00	1200	150	375.00	1200	150	375.00	1200	450	1125.00	3600
14	Goalpara	112	280.00	896	112	280.00	896	112	280.00	896	336	840.00	2688
15	Golaghat	150	375.00	1200	150	375.00	1200	152	380.00	1216	452	1130.00	3616
16	Hailakandi	112	280.00	896	112	280.00	896	112	280.00	896	336	840.00	2688
17	Hojai	112	280.00	896	112	280.00	896	114	285.00	912	338	845.00	2704
18	Jorhat	150	375.00	1200	150	375.00	1200	152	380.00	1216	452	1130.00	3616
19	Kamrup (R)	150	375.00	1200	150	375.00	1200	152	380.00	1216	452	1130.00	3616
20	Kamrup (M)	150	375.00	1200	150	375.00	1200	152	380.00	1216	452	1130.00	3616
21	Karbi Anglong	112	280.00	896	112	280.00	896	112	280.00	896	336	840.00	2688
22	Karimganj	112	280.00	896	112	280.00	896	114	285.00	912	338	845.00	2704
23	Kokrajhar	150	375.00	1200	150	375.00	1200	152	380.00	1216	452	1130.00	3616
24	Lakhimpur	150	375.00	1200	150	375.00	1200	152	380.00	1216	452	1130.00	3616
25	Marigaon	112	280.00	896	112	280.00	896	114	285.00	912	338	845.00	2704
26	Majuli	112	280.00	896	112	280.00	896	112	280.00	896	336	840.00	2688
27	Nagaon	150	375.00	1200	150	375.00	1200	152	380.00	1216	452	1130.00	3616
28	Nalbari	150	375.00	1200	150	375.00	1200	152	380.00	1216	452	1130.00	3616
29	Sivasagar	150	375.00	1200	150	375.00	1200	152	380.00	1216	452	1130.00	3616
30	Sonitpur	150	375.00	1200	150	375.00	1200	152	380.00	1216	452	1130.00	3616
31	South Salmara	100	250.00	800	100	250.00	800	102	255.00	816	302	755.00	2416
32	Tinsukia	150	375.00	1200	150	375.00	1200	152	380.00	1216	452	1130.00	3616
33	Udalguri	112	280.00	896	112	280.00	896	114	285.00	912	338	845.00	2704
34	West Karbi Anglong	75	187.50	600	75	183.00	600	75	187.50	600	225	558.00	1800
Total:-		4481	11202.50	35848	4519	11293.00	36152	4569	11422.50	36552	13569	33918.00	108552

N.B.:-

1. Agency-wise, Bank-wise & district-wise targets are indicative only, banks can sanction as many applications as possible. The district-wise and bank-wise performance will be reviewed at a later stage and the targets could be enhanced on the better performance of the State.

2. As per Tentative allocation of KVIC, Mumbai all the Implementing Agencies should ensure achievement of target earmarked for SC & ST categories @ 7.2% and 12.5% respectively.

(Aman Deep),
Dy. Director, In-charge
KVIC, Guwahati-32

3/11/2024

**Bankwise Progress under PMEGP Report of Assam during the FY 2023-2024 & O/S as on
date 30.06.2023**

(Amount in Rs. Lakhs)

SI No.	Bank Name	Total Branch	CY SANCTION A/C No.	CY SANCTION Amt.	CY DISBURSE D A/C No.	CY DISBURSED Amt.	PMEGP O/S No.	PMEGP O/S Amt.	PMEGP NPA No.	PMEGP NPA Amt.	PMEGP NPA Amt. %
1	BOB	67	74	334.35	106	397.07	630	1,901.88	43	82.54	4.34
2	BOI	52	24	81.12	24	59.81	830	1,499.00	214	217.99	14.54
3	BOM	18	0	0.00	0	0.00	71	207.29	34	35.00	16.88
4	CAN	109	25	133.68	29	125.23	1,462	3,900.90	461	787.00	20.17
5	CBI	119	24	153.75	24	115.78	2,971	6,856.75	1,597	2,041.68	29.78
6	IND	114	59	186.08	460	491.79	2,560	4,389.90	1,510	2,011.41	45.82
7	IOB	31	67	563.81	48	506.03	222	691.08	51	62.85	9.09
8	PNB	295	48	245.52	115	345.06	5,387	7,769.56	1,996	2,474.17	31.84
9	PSB	14	15	191.45	15	173.48	107	309.58	38	50.12	16.19
10	SBI	388	51	274.43	11	39.52	4,128	12,396.62	1,324	2,957.16	23.85
11	UCO	142	53	212.80	83	253.49	4,166	6,038.32	2,980	4,264.52	70.62
12	UNI	87	45	263.90	45	222.39	682	1,087.77	400	466.08	42.85
Public	Total	1,436	485	2,640.89	960	2,729.65	23,216	47,048.65	10,648	15,450.52	32.84
1	AXIS	94	4	4.70	4	0.22	114	93.29	89	63.00	67.53
2	BAND	482	0	0.00	0	0.00	0	0.00	0	0.00	0.00
3	FED	13	0	0.00	4	2.02	11	24.95	0	0.00	0.00
4	HDFC	109	0	0.00	0	0.00	2	0.91	1	0.74	81.32
5	ICICI	94	0	0.00	0	0.00	11	6.76	6	0.57	8.43
6	IDBI	30	77	334.62	77	158.30	175	576.25	19	33.09	5.74
7	IDFC	3	0	0.00	0	0.00	0	0.00	0	0.00	0.00
8	INDUS	39	0	0.00	0	0.00	0	0.00	0	0.00	0.00
9	KBL	2	0	0.00	0	0.00	0	0.00	0	0.00	0.00
10	KMB	5	0	0.00	0	0.00	0	0.00	0	0.00	0.00
11	RBL	1	0	0.00	0	0.00	0	0.00	0	0.00	0.00
12	SIB	2	0	0.00	0	0.00	0	0.00	0	0.00	0.00
13	YES	11	0	0.00	0	0.00	0	0.00	0	0.00	0.00
Private	Total	885	81	339.32	85	160.54	313	702.16	115	97.40	13.87
1	AU	1	0	0.00	0	0.00	0	0.00	0	0.00	0.00
2	ESAF	3	0	0.00	0	0.00	0	0.00	0	0.00	0.00
3	JSF	14	0	0.00	0	0.00	0	0.00	0	0.00	0.00
4	NESFB	167	0	0.00	0	0.00	0	0.00	0	0.00	0.00
5	UJJ	18	0	0.00	0	0.00	0	0.00	0	0.00	0.00
6	USFB	2	0	0.00	0	0.00	0	0.00	0	0.00	0.00
SFB	Total	205	0	0.00	0	0.00	0	0.00	0	0.00	0.00
1	AGVB	468	14	74.55	14	53.81	6,824	11,288.59	5,795	8,380.50	74.24
RRB	Total	468	14	74.55	14	53.81	6,824	11,288.59	5,795	8,380.50	74.24
1	AACB	67	31	64.78	31	64.78	38	179.74	0	0.00	0.00
Grand Total	Total	3,061	611	3,119.54	1,090	3,008.78	30,391	59,219.14	16,558	23,928.42	40.41

District-wise progress under PMEGP report of Assam during the FY 2023-2024 & O/S as on date 30.06.2023

(Amount in Rs.Lakhs)

Sl No.	DistrictName	Total Branch	CY SANCTION A/C No.	CY SANCTION Amt.	CY DISBURSED A/C No.	CY DISBURSED Amt.	PMEGP O/S No.	PMEGP O/S Amt.	PMEGP NPA No.	PMEGP NPA Amt.	PMEGP NPA Amt. %
1	Baksa	57	2	8.55	12	12.69	1,036	1,670.64	741	995.61	59.59
2	Barpeta	124	68	298.24	95	257.87	1,749	3,792.63	769	1,403.33	37.00
3	Bongaigaon	61	7	32.40	23	33.03	618	955.38	328	416.23	43.57
4	Cachar	163	10	124.35	27	139.44	1,482	2,893.26	515	721.31	24.93
5	Charaideo	36	0	0	1	3.65	205	438.23	120	228.14	52.06
6	Chirang	36	11	54.54	12	38.60	1,328	1,584.55	1,138	1,236.14	78.01
7	Darrang	68	0	0	8	7.83	807	1,462.47	477	731.94	50.05
8	Dhemaji	46	49	172.06	87	126.56	910	2,236.27	423	692.32	30.96
9	Dhubri	88	9	26.65	29	30.45	1,800	2,663.37	1,012	1,260.06	47.31
10	Dibrugarh	183	47	260.44	99	214.11	1,347	3,481.66	586	948.64	27.25
11	Dimahasao	30	4	10.45	5	11.70	249	542.75	78	101.43	18.69
12	Goalpara	72	4	12.90	7	15.99	896	1,184.46	556	683.46	57.70
13	Golaghat	122	10	37.52	65	60.98	778	1,833.04	386	602.83	32.89
14	Hailakandi	45	11	67.70	20	83.77	612	1,307.16	343	498.29	38.12
15	Jorhat	134	19	131.22	26	102.89	710	1,524.60	277	369.14	24.21
16	Kamrup	175	65	197.73	87	171.26	1,524	2,596.11	758	1,015.44	39.11
17	Kamrupmetro	419	49	423.05	66	432.61	944	2,926.67	339	554.98	18.96
18	Karbianglong	65	19	95.62	12	45.34	429	597.08	198	157.63	26.40
19	Karimganj	89	4	13.62	10	13.56	728	1,460.75	283	477.62	32.70
20	Kokrajhar	53	12	27.00	16	27.54	1,671	2,134.38	1,389	1,622.80	76.03
21	Lakhimpur	93	23	190.95	51	203.02	1,107	2,866.38	578	1,077.16	37.58
22	Majuli	16	1	4.88	1	1.90	165	277.17	52	68.76	24.81
23	Morigaon	67	10	31.71	33	58.88	698	1,281.09	588	853.16	66.60
24	Nagaon	210	33	128.37	59	169.72	1,904	4,021.40	767	1,174.45	29.21
25	Nalbari	87	9	43.23	11	38.98	1,061	2,106.76	624	1,023.64	48.59
26	Sibsagar	105	44	240.65	73	210.27	858	2,454.97	277	505.50	20.59
27	Sonitpur	185	42	189.76	100	206.37	1,546	3,062.94	612	959.69	31.33
28	Southsalmara	12	5	10.35	5	6.46	473	630.18	384	475.12	75.39
29	Tinsukia	149	44	285.60	50	283.31	1,129	2,564.63	534	792.45	30.90
30	Udalguri	49	0	0	0	0	1,619	2,654.12	1,420	2,273.74	85.67
31	Westkarbi	22	0	0	0	0	8	14.04	6	7.41	52.78
Grand Total	3,061	611	3,119.54	1,090	3,008.78	30,391	59,219.14	16,558	23,928.42	40.41	

District-wise Bank Wise Targets for PMFME (2023-24)

Sl No.	District	Total Branch	Apex	AGVB	Band	BOB	BOI	BOM	Canara	CBI	Federal	HDFC	ICICI	Indian	IOB	Indus	IDBI	KBL	KMB	NESFB	PSB	PNB	SIB	SBI	UCO	Union	YES	Total
1	Baksa	57	0	43	0	0	7	0	12	15	0	5	0	7	0	0	0	0	0	4	0	13	0	38	26	8	0	178
2	Barpeta	124	6	56	4	11	9	0	27	14	0	9	0	12	20	6	4	0	0	5	0	32	0	98	32	49	0	394
3	Bongaigaon	61	3	17	3	10	8	7	8	7	7	5	0	8	8	6	4	0	0	0	0	18	0	32	10	10	0	171
4	Cachar	163	3	44	3	10	16	0	12	20	6	4	3	13	10	5	3	0	0	4	5	54	0	73	20	12	5	325
5	Charaideo	36	0	20	0	0	0	0	6	0	0	4	0	0	0	5	3	0	0	0	0	17	0	23	6	0	0	84
6	Chirang	36	0	21	0	0	0	0	7	10	0	4	0	8	0	6		0	0	0	0	8	0	20	12	0	0	96
7	Darrang	68	2	35	2	11	5	0	12	16	0	4	0	10	0	0	3	0	0	4	0	16	0	30	15	10	0	175
8	Dhemaji	46	3	25	0	0	0	0	7	8	0	4	0	17	0	0	5	0	0	4	0	14	0	31	13	0	0	131
9	Dhubri	88	3	39	3	0	0	0	9	10	0	4	0	18	0	6	4	0	0	4	5	25	0	90	33	14	0	267
10	Dibrugarh	183	3	24	3	9	8	7	17	17	5	6	4	27	12	6	3	0	6	4	4	27	0	65	14	12	5	288
11	Dimahasao	30	2	12	0	5	7	0	4	4	0	5	0	0	0	0	0	0	0	0	0	5	0	13	0	0	0	57
12	Goalpara	72	2	32	2	0	8	0	7	23	0	5	0	8	0	0	3	0	0	3	0	17	0	41	31	8	0	190
13	Golaghat	122	3	39	2	9	5	0	9	9	0	5	3	22	8	6	3	0	0	3	0	27	0	39	7	8	0	207
14	Hailakandi	45	2	22	0	7	7	0	7	10	0	5	0	7	0	5		0	0	0	0	17	0	29	8	14	0	140
15	Jorhat	134	3	16	3	10	4	5	14	10	5	6	0	11	6	5	3	0	5	4	6	24	0	42	9	12	5	208
16	Kamrup	175	3	39	3	10	9	0	20	36	0	7	0	20	19	0	0	0	0	4	5	30	5	63	21	11	0	305
17	Kamrupmetro	419	4	16	3	16	12	5	22	16	7	8	6	13	10	7	4	10	7	4	6	23	0	54	19	17	5	294
18	Karbianglong	65	2	42	0	6	6	0	6	8	0	5	0	0	0	5	2	0	0	3	0	8	0	24	8	0	0	125
19	Karimganj	89	2	44	2	0	8	0	12	17	0	5	0	13	0	5	2	0	0	0	0	41	0	51	8	10	0	220
20	Kokrajhar	53	3	29	2	8	8	0	8	11	0	6	0	11	0	0	0	0	0	0	0	11	0	41	27	8	0	173
21	Lakhimpur	93	3	35	2	8	6	0	7	7	0	5	0	22	7	5	2	0	0	4	0	33	0	41	7	7	0	201
22	Majuli	16	0	6	0	0	0	0	7	0	0	5	0	0	0	0	0	0	0	0	0	10	0	9	6	0	0	43
23	Morigaon	67	3	32	2	7	8	0	15	8	0	6	0	8	8	0	0	0	0	4	0	30	0	25	11	14	0	181
24	Nagaon	210	5	128	5	13	12	7	42	37	0	13	0	33	9	6	6	0	0	6	7	107	0	167	22	26	6	657
25	Nalbari	87	3	25	2	6	9	0	8	18	0	6	0	8	7	5	2	0	0	3	0	14	0	29	15	8	0	168
26	Sibsagar	105	3	16	2	7	7	4	12	6	0	4	0	12	6	4	2	0	0	3	0	20	0	36	9	7	5	165
27	Sonitpur	185	6	58	6	9	11	5	17	21	5	10	4	26	8	4	2	0	0	7	4	36	0	66	32	8	5	350
28	Southsalmara	12	0	19	0	0	0	0	13	0	0	0	0	0	0	0	0	0	0	0	0	0	0	30	41	0	0	103
29	Tinsukia	149	3	25	2	10	9	6	12	15	6	7	4	18	8	5	3	0	0	3	4	38	0	51	14	24	6	273
30	Udalguri	49	2	34	0	0	7	0	8	18	0	6	0	0	0	0	0	0	0	3	0	8	0	45	22	7	0	160
31	Westkarbi	22	0	26	0	0	0	0	0	0	0	0	0	0	0	0	0	0	0	0	0	0	0	18	0	6	0	50
Grand Total		3,061	77	1019	56	182	196	46	367	391	41	168	24	352	146	102	63	10	18	83	46	723	5	1414	498	310	42	6379

**Bankwise Progress under PMFME Report of Assam during the FY 2023-2024 as on date
30.06.2023**

Sl No.	Bank Name	Total Branch	Target	Total Sourced Application	Total Sanctioned	Total Disbursed	Loan Rejected	Loan Application under process
1	BOB	67	182	180	9	7	161	10
2	BOI	52	196	224	35	22	181	8
3	BOM	18	46	14	1	1	13	0
4	CAN	109	367	400	48	46	341	11
5	CBI	119	391	666	38	25	615	13
6	IND	114	352	427	44	18	355	28
7	IOB	31	146	142	30	21	109	3
8	PNB	295	723	1612	138	76	1379	95
9	PSB	14	46	23	0	0	17	6
10	SBI	388	1,414	3976	191	145	3539	246
11	UCO	142	498	970	95	76	862	13
12	UNI	87	310	447	50	32	340	57
Public	Total	1,436	4,671	9,081	679	469	7,912	490
1	BAND	482	56	67	0	0	0	67
2	FED	13	41	2	0	0	0	2
3	HDFC	109	168	243	3	2	53	187
4	ICICI	94	24	21	0	0	4	17
5	IDBI	30	63	52	0	0	16	36
6	INDUS	39	102	2	0	0	0	2
7	KBL	2	10	1	0	0	0	1
8	KMB	5	18	2	0	0	0	2
9	SIB	2	5	0	0	0	0	0
10	YES	11	42	1	0	0	1	0
Priv	Total	787	529	391	3	2	74	314
1	NESFB	167	83	64	0	0	13	51
SFB	Total	167	83	64	0	0	13	51
1	AGVB	468	1,019	3,360	129	31	2,228	1,003
RRB	Total	468	1,019	3,360	129	31	2,228	1,003
1	AACB	67	77	96	4	3	11	81
Grand Total		2,925	6,379	12,992	815	505	10,238	1,939

**Districtwise Progress under PMFME Report of Assam during the FY 2023-2024 as
on date 30.06.2023**

Sl No.	District Name	Target	Total Sourced Application	Total Sanctioned	Total Disbursed	Loan Rejected	Loan Under Process
1	Baksa	178	604	18	15	519	67
2	Barpeta	394	1152	87	33	947	118
3	Bongaigaon	171	209	20	15	164	25
4	Cachar	325	518	8	5	393	117
5	Charaideo	84	211	27	13	172	12
6	Chirang	96	115	4	4	95	16
7	Darrang	175	255	13	13	181	61
8	Dhemaji	131	287	31	20	215	41
9	Dhubri	267	319	9	8	250	60
10	Dibrugarh	288	645	43	28	541	61
11	Dimahasao	57	243	10	5	224	9
12	Goalpara	190	476	14	9	389	73
13	Golaghat	207	178	13	7	87	78
14	Hailakandi	140	535	46	24	460	29
15	Jorhat	208	360	16	8	277	67
16	Kamrup	305	715	39	20	558	118
17	Kamrupmetro	294	558	55	41	421	82
18	Karbianglong	125	477	13	9	428	36
19	Karimganj	220	118	20	15	88	10
20	Kokrajhar	173	613	56	35	511	46
21	Lakhimpur	201	453	26	17	356	71
22	Majuli	43	67	4	4	49	14
23	Morigaon	181	381	16	3	276	89
24	Nagaon	657	930	38	20	731	161
25	Nalbari	168	351	19	15	252	80
26	Sibsagar	165	218	33	22	153	32
27	Sonitpur	350	840	47	31	625	168
28	Southsalmara	103	56	0	0	45	11
29	Tinsukia	273	584	82	60	411	91
30	Udalguri	160	366	4	3	294	68
31	Westkarbi	50	161	4	3	126	31
Grand Total		6,379	12,995	815	505	10,238	1,942

Bankwise POSITION OF NPA UNDER GOVT. SPONSORED SCHEMES Report of Assam as on date 30.06.2023

(Amount in Rs.Lakhs)

Sl No.	Bank Name	Total Branch	NRLM O/S No.	NRLM O/S Amt.	NRLM Irregular A/C No	NRLM Irregular A/C Amt	NRLM NPA NO	NRLM NPA AMT	NULM O/S No.	NULM O/S Amt.	NULM NPA NO	NULM NPA AMT	PMEGP O/S No.	PMEGP O/S Amt.	PMEGP NPA NO	PMEGP NPA AMT	SHG O/S No.	SHG O/S Amt.	SHG NPA NO	SHG NPA AMT	SUI O/S No.	SUI O/S Amt.	SUI NPA NO	SUI NPA AMT
1	BOB	67	869	1,432.25	97	11.15	14	25.46	229	281.16	16	19.41	630	1,901.88	43	82.54	1,061	1,706.43	37	49.90	101	1,352.10	25	417.72
2	BOI	52	2,215	3,726.42	19	17.05	19	17.05	219	241.22	19	9.76	830	1,499.00	214	217.99	2,633	4,325.96	79	120.55	42	557.83	12	127.07
3	BOM	18	246	282.96	13	24.24	1	0.5	0	0	0	0	71	207.29	34	35.00	234	260.16	1	0.5	3	32.40	0	0
4	CAN	109	431	537.95	29	35.99	5	4.32	148	267.42	31	47.41	1,462	3,900.90	461	787.00	2,689	4,030.25	69	66.49	104	1,257.39	20	142.55
5	CBI	119	8,027	17,211.92	5	4.04	111	69.25	70	82.75	4	2.09	2,971	6,856.75	1,597	2,041.68	2,849	5,856.86	360	207.22	62	716.36	16	118.14
6	IND	114	10,307	17,111.44	2,080	2,965.42	470	308.31	192	252.29	82	81.38	2,560	4,389.90	1,510	2,011.41	10,486	17,347.10	545	381.92	78	1,049.72	2	0.94
7	IOB	31	110	139.30	0	0	8	4.01	53	23.66	0	0	222	691.08	51	62.85	808	1,068.04	52	37.06	75	1,044.35	0	0
8	PNB	295	11,897	15,500.54	1,176	750.45	1,040	619.30	186	689.45	10	9	5,387	7,769.56	1,996	2,474.17	18,382	24,719.71	2,191	1,604.38	269	2,412.50	92	596.65
9	PSB	14	23	18.86	0	0	19	13.29	23	17.92	21	16.10	107	309.58	38	50.12	19	16.35	1	1.15	9	106.03	0	0
10	SBI	388	19,103	32,137.09	1,628	1,087.89	0	0	89	109.80	18	19.92	4,128	12,396.62	1,324	2,957.16	528	9,800.97	0	0	525	9,710.04	38	321.91
11	UCO	142	10,104	12,055.10	130	290.42	776	263.22	343	294.25	16	15.04	4,166	6,038.32	2,980	4,264.52	10,219	11,989.25	781	262.56	187	3,597.47	27	292.10
12	UNI	87	3,356	5,538.70	0	0	514	178.56	3,060	4,693.18	560	201.61	682	1,087.77	400	466.08	3,268	5,374.39	514	178.56	177	2,834.79	3	40.5
Public Total		1,436	66,688	1,05,692.53	5,177	5,186.65	2,977	1,503.27	4,612	6,953.10	777	421.72	23,216	47,048.65	10,648	15,450.52	53,176	86,495.47	4,630	2,910.29	1,632	24,670.98	235	2,057.58
1	AXIS	94	1	0	1	0	1	0	0	0	0	0	114	93.29	89	63.00	0	0	0	0	0	0	0	0
2	BAND	482	0	0	0	0	0	0	0	0	0	0	0	0	0	0	0	0	0	0	0	0	0	0
3	FED	13	0	0	0	0	0	0	41	66.37	0	0	11	24.95	0	0	0	0	0	0	0	0	0	0
4	HDFC	109	20,289	26,217.88	0	0	0	0	1,067	1,316.61	0	0	2	0.91	1	0.74	22,158	28,951.77	0	0	42	974.23	1	10.55
5	ICICI	94	0	0	0	0	0	0	0	0	0	0	11	6.76	6	0.57	0	0	0	0	0	0	0	0
6	IDBI	30	376	596.53	72	47.55	72	47.55	96	116.47	16	8.53	175	576.25	19	33.09	656	983.57	229	220.99	23	153.92	14	90.02
7	IDFC	3	0	0	0	0	0	0	0	0	0	0	0	0	0	0	0	0	0	0	0	0	0	0
8	INDUS	39	0	0	0	0	0	0	0	0	0	0	0	0	0	0	0	0	0	0	176	1,738.32	0	0
9	KBL	2	0	0	0	0	0	0	0	0	0	0	0	0	0	0	0	0	0	0	2	75.22	0	0
10	KMB	5	0	0	0	0	0	0	0	0	0	0	0	0	0	0	0	0	0	0	5	220.32	0	0
11	RBL	1	0	0	0	0	0	0	0	0	0	0	0	0	0	0	0	0	0	0	0	0	0	0
12	SIB	2	0	0	0	0	0	0	0	0	0	0	0	0	0	0	0	0	0	0	0	0	0	0
13	YES	11	0	0	0	0	0	0	0	0	0	0	0	0	0	0	0	0	0	0	2	19.92	0	0
Private Total		885	20,666	26,814.41	73	47.55	73	47.55	1,204	1,499.45	16	8.53	313	702.16	115	97.40	22,814	29,935.34	229	220.99	250	3,181.93	15	100.57
1	AU	1	0	0	0	0	0	0	0	0	0	0	0	0	0	0	0	0	0	0	0	0	0	0
2	ESAF	3	0	0	0	0	0	0	0	0	0	0	0	0	0	0	0	0	0	0	0	0	0	0
3	JSF	14	0	0	0	0	0	0	0	0	0	0	0	0	0	0	0	0	0	0	0	0	0	0
4	NESFB	167	2,885	2,010.87	0	0	0	0	0	0	0	0	0	0	0	0	0	0	0	0	0	0	0	0
5	UJJ	18	0	0	0	0	0	0	0	0	0	0	0	0	0	0	0	0	0	0	0	0	0	0
6	USFB	2	0	0	0	0	0	0	0	0	0	0	0	0	0	0	0	0	0	0	0	0	0	0
SFB Total		205	2,885	2,010.87	0	0	0	0	0	0	0	0	0	0	0	0	0	0	0	0	0	0	0	0
1	AGVB	468	89,184	1,58,463.83	7,726	14,207.44	2,668	1,777.26	2,478	5,339.58	86	63.49	6,824	11,288.59	5,795	8,380.50	1,13,407	1,78,077.95	19,369	11,109.38	28	401.15	15	155.56
RRB Total		468	89,184	1,58,463.83	7,726	14,207.44	2,668	1,777.26	2,478	5,339.58	86	63.49	6,824	11,288.59	5,795	8,380.50	1,13,407	1,78,077.95	19,369	11,109.38	28	401.15	15	155.56
1	AACB	67	3,199	3,001.96	199	101.48	60	36.24	40	37.49	0	0	38	179.74	0	5.338	3,440.36	1,926	438.87	0	0	0	0	0
Grand Total		3,061	1,82,622	2,95,983.60	13,175	19,543.12	5,778	3,364.32	8,334	13,829.62	879	493.74	30,391	59,219.14	16,558	23,928.42	1,94,735	2,97,949.12	26,154	14,679.53	1,910	28,254.06	265	2,313.71

District wise POSITION OF NPA UNDER GOVT. SPONSORED SCHEMES report of Assam as on date 30.06.2023

(Amount in Rs.Lakhs)

Sl No.	District Name	Total Branch	NRLM O/S No.	NRLM O/S Amt.	NRLM Irregular A/C No	NRLM Irregular A/C Amt	NRLM NPA NO	NRLM NPA AMT	NULM O/S No.	NULM O/S Amt.	NULM NPA NO	NULM NPA AMT	PMEGP O/S No.	PMEGP O/S Amt.	PMEGP NPA NO	PMEGP NPA AMT	SHG O/S No.	SHG O/S Amt.	SHG NPA NO	SHG NPA AMT	SUI O/S No.	SUI O/S Amt.	SUI NPA NO	SUI NPA AMT
1	Baksa	57	5,834	10,170.86	190	460.47	107	81.20	48	41.84	7	1.19	1,036	1,670.64	741	995.61	5,756	9,344.07	923	437.11	8	159.19	2	12.39
2	Barpeta	124	8,840	13,173.22	312	568.68	429	253.55	865	1,065.13	202	56.29	1,749	3,792.63	769	1,403.33	10,515	15,030.33	1,358	964.94	60	851.08	12	135.56
3	Bongaigaon	61	4,368	7,232.02	198	344.30	47	29.23	75	70.29	23	11.66	618	955.38	328	416.23	3,923	6,667.91	182	82.59	70	762.98	7	72.44
4	Cachar	163	5,210	7,043.09	436	667.11	195	88.75	263	457.29	23	15.27	1,482	2,893.26	515	721.31	6,161	7,233.58	1,024	537.68	60	918.49	5	45.48
5	Charaideo	36	3,518	5,287.66	214	255.26	89	28.53	6	6.19	0	0	205	438.23	120	228.14	4,071	5,534.65	220	120.16	11	160.65	0	0
6	Chirang	36	4,088	6,438.21	252	290.32	127	56.52	38	37.27	3	3.11	1,328	1,584.55	1,138	1,236.14	3,165	5,227.84	563	420.39	19	284.90	0	0.01
7	Darrang	68	5,730	9,187.27	237	313.37	155	142.07	316	614.26	5	5.80	807	1,462.47	477	731.94	6,451	9,357.64	1,071	855.01	35	501.31	9	88.53
8	Dhemaji	46	6,748	11,582.85	541	586.87	189	75.33	129	226.38	2	2.54	910	2,236.27	423	692.32	6,721	10,755.68	867	376.27	11	123.02	1	0.26
9	Dhubri	88	7,404	10,072.71	456	442.22	358	103.64	245	151.80	193	108.29	1,800	2,663.37	1,012	1,260.06	6,819	8,596.09	1,311	594.44	30	597.07	1	0.05
10	Dibrugarh	183	7,421	11,904.92	450	716.50	217	109.58	509	1,061.32	42	24.59	1,347	3,481.66	586	948.64	7,590	11,996.39	448	235.00	178	2,607.66	18	202.91
11	Dimahasao	30	842	1,290.89	401	385.88	6	3.06	36	48.81	1	1.81	249	542.75	78	101.43	1,131	1,424.38	87	33.62	7	76.74	1	15.65
12	Goalpara	72	5,731	8,394.08	435	741.18	217	123.42	59	48.73	8	4.93	896	1,184.46	556	683.46	7,172	9,794.05	1,117	607.90	30	242.15	10	41.05
13	Golaghat	122	8,862	16,673.66	658	880.49	113	73.50	116	288.98	11	7.13	778	1,833.04	386	602.83	8,786	16,037.94	394	217.92	56	708.90	5	21.29
14	Hailakandi	45	2,691	3,778.08	171	151.08	119	56.36	246	327.63	20	24.60	612	1,307.16	343	498.29	2,524	3,180.25	569	287.01	9	203.04	2	21.74
15	Jorhat	134	7,469	14,723.20	382	773.44	41	27.91	1,035	2,016.27	11	5.68	710	1,524.60	277	369.14	6,773	13,851.77	361	240.72	79	1,021.88	7	31.06
16	Kamrup	175	10,662	18,219.45	464	574.54	547	467.33	261	573.74	19	11.84	1,524	2,596.11	758	1,015.44	11,655	17,844.70	1,683	1,209.11	72	1,029.80	6	84.61
17	Kamrupmetro	419	2,445	3,722.00	121	156.49	140	101.05	1,166	1,629.30	93	86.00	944	2,926.67	339	554.98	2,910	6,377.65	381	370.57	457	8,130.25	56	600.37
18	Karbianglong	65	5,217	10,475.88	1,817	3,750.15	15	24.19	22	33.20	1	1.84	429	597.08	198	157.63	6,387	11,558.65	425	136.05	29	468.28	5	27.20
19	Karimganj	89	3,006	4,155.70	312	459.51	132	96.19	138	203.69	41	12.94	728	1,460.75	283	477.62	4,328	4,888.28	1,226	584.89	26	510.54	5	74.52
20	Kokrajhar	53	4,183	5,276.77	424	588.48	78	46.80	55	55.57	10	11.02	1,671	2,134.38	1,389	1,622.80	3,276	4,354.33	430	363.27	16	371.33	2	27.58
21	Lakhimpur	93	8,727	13,268.77	560	912.28	255	105.99	116	140.17	13	7.92	1,107	2,866.38	578	1,077.16	9,071	12,727.51	900	448.81	39	467.88	7	55.17
22	Majuli	16	1,859	3,213.41	128	196.65	24	16.86	0	0	0	0	165	277.17	52	68.76	1,564	3,175.31	185	85.67	13	126.10	1	1.23
23	Morigaon	67	4,573	6,620.98	202	328.02	489	281.07	296	293.48	61	14.08	698	1,281.09	588	853.16	6,925	8,352.26	2,252	1,172.78	40	358.36	14	106.70
24	Nagaon	210	16,271	24,579.08	869	965.56	487	255.22	462	954.16	8	4.97	1,904	4,021.40	767	1,174.45	16,004	25,192.58	1,374	897.68	156	1,632.73	45	263.68
25	Nalbari	87	7,286	12,370.06	98	165.85	174	117.34	241	519.32	17	16.44	1,061	2,106.76	624	1,023.64	8,854	15,029.20	985	526.13	42	667.64	3	29.51
26	Sibsagar	105	4,660	7,176.35	361	394.14	100	38.87	166	245.11	8	7.49	858	2,454.97	277	505.50	4,860	7,504.16	317	246.79	59	674.81	7	69.36
27	Sonitpur	185	15,360	27,321.47	1,119	1,436.28	515	322.21	324	532.46	6	4.60	1,546	3,062.94	612	959.69	16,973	25,406.03	3,340	1,585.34	160	2,298.86	26	180.39
28	Southsalmara	12	750	931.16	24	17.14	141	29.49	4	5.08	0	0	473	630.18	384	475.12	760	1,000.97	173	50.67	2	53.81	0	0
29	Tinsukia	149	6,727	11,332.67	330	438.62	180	88.60	1,022	2,037.95	47	38.21	1,129	2,564.63	534	792.45	6,789	11,169.81	510	241.69	119	1,950.39	8	83.83
30	Udalguri	49	4,375	7,430.95	233	400.91	92	120.46	30	44.47	4	3.5	1,619	2,654.12	1,420	2,273.74	4,194	6,038.46	888	597.01	10	226.64	1	21.14
31	Westkarbi	22	1,765	2,936.18	780	1,181.33	0	0	45	99.73	0	0	8	14.04	6	7.41	2,627	3,296.65	590	152.31	7	67.58	0	0
	Grand Total	3,061	1,82,622	2,95,983.60	13,175	19,543.12	5,778	3,364.32	8,334	13,829.62	879	493.74	30,391	59,219.14	16,558	23,928.42	1,94,735	2,97,949.12	26,154	14,679.53	1,910	28,254.06	265	2,313.71

Bankwise Progress under EDUCATION LOAN Report of Assam during the FY-2023-2024 & O/S as on date 30.06.2023

(Rs. In Lakhs)

Sl No.	Bank Name	Total Branch	Sanctioned No	of which girl student Sanctioned No	Sanctioned Amt	of which girl student Sanctioned Amt	Disb. Number	of which girl student Disb No	Disb. Amt	of which girl student Disb Amt	OS No	of which girl student OS No	OS amt	of which girl student OS Amt
1	BOB	67	25	16	300.34	191.86	25	16	93.18	62.12	279	108	2,431.09	930.08
2	BOI	52	9	5	40.33	25.13	11	5	12.29	7.06	209	107	565.32	324.15
3	BOM	18	5	1	21.47	7.40	4	1	6.30	5.00	51	20	239.93	83.08
4	CAN	109	33	11	75.51	22.66	156	69	196.87	71.46	998	384	3,193.30	1,311.09
5	CBI	119	13	3	104.37	28.98	13	3	104.37	28.98	623	272	2,170.93	1,020.79
6	IND	114	7	2	48.73	12.09	22	8	65.08	43.08	318	122	1,356.21	510.52
7	IOB	31	4	0	23.02	1.00	4	9	60.60	12.19	88	52	420.95	175.65
8	PNB	295	20	10	290.53	124.25	84	39	157.75	74.24	1,246	384	5,078.22	1,581.65
9	PSB	14	1	1	4.00	4.00	4	3	8.48	2.40	40	14	137.18	53.17
10	SBI	388	338	157	553.75	259.38	512	249	585.44	299.82	8,069	3,001	29,370.73	10,881.27
11	UCO	142	49	3	59.38	23.99	49	19	45.30	22.77	569	188	1,739.06	562.74
12	UNI	87	26	13	285.80	110.10	26	13	63.18	25.69	579	242	3,205.46	1,376.77
Public	Total	1,436	530	222	1,807.23	810.84	910	434	1,398.84	654.81	13,069	4,894	49,908.38	18,810.96
1	AXIS	94	201	71	2268.61	1046.26	17	8	229.59	186.59	201	71	1,627.06	730.15
2	BAND	482	0	0	0.00	0.00	0	0	0.00	0.00	0	0	0.00	0.00
3	FED	13	1	1	5.00	5.00	3	3	5.71	5.71	21	2	119.76	16.21
4	HDFC	109	5	2	7.69	2.70	5	2	7.69	2.70	51	15	125.44	44.22
5	ICICI	94	20	12	437.95	315.13	20	12	119.58	71.50	87	54	588.68	389.95
6	IDBI	30	6	5	53.23	49.23	15	8	36.22	26.23	69	32	252.94	122.52
7	IDFC	3	0	0	0.00	0.00	0	0	0.00	0.00	0	0	0.00	0.00
8	INDUS	39	0	0	0.00	0.00	0	0	0.00	0.00	0	0	0.00	0.00
9	KBL	2	0	0	0.00	0.00	0	0	0.00	0.00	2	1	5.31	0.20
10	KMB	5	0	0	0.00	0.00	0	0	0.00	0.00	0	0	0.00	0.00
11	RBL	1	0	0	0.00	0.00	0	0	0.00	0.00	0	0	0.00	0.00
12	SIB	2	0	0	0.00	0.00	0	0	0.00	0.00	0	0	0.00	0.00
13	YES	11	0	0	0.00	0.00	0	0	0.00	0.00	0	0	0.00	0.00
Private	Total	885	233	91	2,772.48	1418.32	60	33	398.79	292.73	431	175	2,719.19	1303.25
1	AU	1	0	0	0.00	0.00	0	0	0.00	0.00	0	0	0.00	0.00
2	ESAF	3	0	0	0.00	0.00	0	0	0.00	0.00	0	0	0.00	0.00
3	JSF	14	0	0	0.00	0.00	0	0	0.00	0.00	0	0	0.00	0.00
4	NESFB	167	0	0	0.00	0.00	0	0	0.00	0.00	0	0	0.00	0.00
5	UJJ	18	0	0	0.00	0.00	0	0	0.00	0.00	0	0	0.00	0.00
6	USFB	2	0	0	0.00	0.00	0	0	0.00	0.00	0	0	0.00	0.00
SFB	Total	205	0	0	0.00	0.00	0	0	0.00	0.00	0	0	0.00	0.00
1	AGVB	468	0	0	0.00	0.00	0	0	0.00	0.00	158	61	367.93	160.94
RRB	Total	468	0	0	0.00	0.00	0	0	0.00	0.00	158	61	367.93	160.94
1	AACB	67	0	0	0.00	0.00	0	0	0.00	0.00	0	0	0.00	0.00
Grand Total	3,061	763	313	4,579.71	2,229.16	970	467	1,797.63	947.54	13,658	5,130	52,995.50	20,275.15	

District wise Progress under EDUCATION LOAN report of Assam during the FY 2023-2024 & O/S as on date 30.06.2023

(Amount in Rs.Lakhs)

Sl No.	District Name	Total Branch	Sanctioned No	of which girl student Sanctioned No	Sanctioned Amt	of which girl student Sanctioned Amt	Disb. Number	of which girl student Disb No	Disb. Amt	of which girl student Disb Amt	OS No	of which girl student OS No	OS amt	of which girl student OS Amt
1	Baksa	57	8	2	22.21	16.87	11	3	11.65	5.07	106	52	270.94	143.20
2	Barpeta	124	12	2	38.28	5.00	29	16	30.13	10.34	456	171	1,573.15	538.20
3	Bongaigaon	61	12	5	55.81	11.43	13	11	25.87	15.17	148	52	645.00	257.42
4	Cachar	163	40	10	100.83	34.05	15	9	25.79	18.87	1,087	214	3,042.27	623.38
5	Charaideo	36	6	2	57.81	10.24	5	2	7.36	4.27	73	27	230.93	96.07
6	Chirang	36	1	0	1.42	0	2	0	9.99	0	54	10	221.84	23.93
7	Darrang	68	39	14	84.71	24.85	32	11	33.15	13.21	380	163	1,165.76	524.17
8	Dhemaji	46	9	5	8.81	5.42	17	11	15.36	8.97	156	67	472.00	222.33
9	Dhubri	88	8	6	16.65	12.84	18	7	20.20	10.48	177	44	644.14	169.32
10	Dibrugarh	183	41	15	193.86	142.50	35	25	71.03	56.42	873	377	3,237.11	1,446.76
11	Dimahasao	30	1	1	1.20	1.20	2	1	1.50	0.30	34	14	92.41	29.62
12	Goalpara	72	15	7	96.29	23.45	12	7	23.73	14.69	150	59	620.28	212.18
13	Golaghat	122	17	9	94.19	44.62	26	14	63.49	39.02	364	159	1,327.39	594.01
14	Hailakandi	45	4	0	6.37	0	1	0	0.73	0	80	20	226.90	76.68
15	Jorhat	134	39	21	290.89	147.53	66	35	134.08	65.50	861	393	3,415.18	1,566.70
16	Kamrup	175	67	27	149.79	91.12	91	40	107.42	43.66	1,349	419	4,529.47	1,486.99
17	Kamrupmetro	419	263	106	2,536.27	1,349.06	228	101	669.95	418.44	3,656	1,456	18,603.49	7,534.46
18	Karbianglong	65	2	1	13.78	3.32	7	4	8.99	3.30	116	47	285.50	107.12
19	Karimganj	89	11	4	44.86	22.03	9	6	19.42	16.83	119	33	363.08	96.98
20	Kokrajhar	53	7	3	15.34	4.48	12	4	17.32	4.39	113	37	332.82	94.29
21	Lakhimpur	93	12	2	81.28	31.62	43	17	71.36	18.75	327	132	1,016.01	390.99
22	Majuli	16	1	0	0	0	2	1	0.88	0.31	30	4	58.68	7.40
23	Morigaon	67	3	1	3.90	1.39	13	6	12.76	3.32	136	47	423.26	124.91
24	Nagaon	210	17	8	123.79	37.82	45	21	51.62	26.44	499	170	1,832.79	627.27
25	Nalbari	87	20	7	66.70	17.46	43	23	40.77	22.34	389	136	1,383.15	533.84
26	Sibsagar	105	16	12	81.27	57.35	32	16	49.61	29.10	312	139	1,099.05	428.18
27	Sonitpur	185	34	11	183.11	28.20	61	25	112.35	32.50	677	262	2,659.56	984.20
28	Southsalmara	12	0	0	0	0	0	0	0	0	13	2	49.64	6.70
29	Tinsukia	149	28	9	169.65	69.55	52	21	113.32	32.82	606	219	2,278.65	779.29
30	Udalguri	49	30	23	40.64	35.76	48	30	47.80	33.03	300	200	831.55	529.95
31	Westkarbi	22	0	0	0	0	0	0	0	0	17	5	63.50	18.61
Grand Total		3,061	763	313	4,579.71	2,229.16	970	467	1,797.63	947.54	13,658	5,130	52,995.50	20,275.15

Bankwise Financing under Overall, Rural & PMAY housing Report of Assam during the FY-2023-2024 & O/S as on date 30.06.2023

(Amount in Rs.Lakhs)

Sl No.	Bank Name	Total Branch	Housing Loan (PS) O/S No	Housing Loan (PS) O/S Amount	Housing Loan (NPS) O/S No	Housing Loan (NPS) O/S Amount	Rural Housing Loan O/S No	Rural Housing Loan O/S Amount	Housing Loan Eligible under PMAY O/S No	Housing Loan Eligible under PMAY O/S Amount	Current Year Disbursed under PMAY No	Current Year Disbursed under PMAY Amount	PMAY O/S No	PMAY O/S Amount
1	BOB	67	3,321	42,907.12	382	13,633.81	357	4,751.91	30	495.3	0	0	30	495.30
2	BOI	52	530	5,536.79	467	12,440.82	97	1,267.46	0	0	0	0	0	0
3	BOM	18	310	4,555.22	125	4,721.09	0	0	7	101.33	0	0	4	74.63
4	CAN	109	1,530	15,557.72	1,103	26,532.60	151	341.43	0	0	0	0	352	5,572.98
5	CBI	119	2,241	25,255.18	335	13,025.05	501	5,925.08	43	1,004.92	0	0	43	1,004.92
6	IND	114	450	3,071.53	1,892	36,414.85	159	1,240.82	85	317.71	0	0	85	317.71
7	IOB	31	653	6,902.58	190	2,553.05	327	3,029.25	28	458.17	0	0	28	292.97
8	PNB	295	10,860	1,18,960.68	2,136	56,777.60	1,899	11,202.82	571	5,800.48	0	0	541	5,800.48
9	PSB	14	377	3,822.67	205	3,662.58	0	0	56	360.37	0	0	56	360.37
10	SBI	388	45,132	4,07,214.70	66,844	4,61,058.41	14,139	1,64,907.08	494	8,104.97	0	0	494	8,104.97
11	UCO	142	3,376	27,121.99	988	29,560.46	0	0	14	337.74	2	2.67	14	337.74
12	UNI	87	1,541	18,355.56	1,797	26,714.74	4	2.23	37	379.15	0	0	37	379.15
Public	Total	1,436	70,321	6,79,261.74	76,464	6,87,095.06	17,634	1,92,668.08	1,365	17,360.14	2	2.67	1,684	22,741.22
1	AXIS	94	459	2,850.91	531	16,049.91	0	0	0	0	0	0	0	0
2	BAND	482	189	1,805.10	190	1,216.57	0	0	0	0	0	0	0	0
3	FED	13	65	586.58	201	4,321.64	0	0	0	0	0	0	0	0
4	HDFC	109	1,570	5,684.35	1,083	16,229.73	68	393.16	0	0	0	0	0	0
5	ICICI	94	496	5,920.16	4,108	1,07,406.87	0	0	0	0	0	0	0	0
6	IDBI	30	630	6,569.38	859	17,090.44	167	1,695.85	11	125.68	0	0	11	125.68
7	IDFC	3	0	0	0	0	0	0	0	0	0	0	0	0
8	INDUS	39	0	0	0	0	0	0	0	0	0	0	0	0
9	KBL	2	0	0	0	0	0	0	0	0	0	0	0	0
10	KMB	5	0	0	0	0	0	0	0	0	0	0	0	0
11	RBL	1	0	0	0	0	0	0	0	0	0	0	0	0
12	SIB	2	14	259.32	0	0	0	0	0	0	0	0	0	0
13	YES	11	0	0	0	0	0	0	0	0	0	0	0	0
Priv	Total	885	3,423	23,675.80	6,972	1,62,315.16	235	2,089.01	11	125.68	0	0	11	125.68
1	AU	1	0	0	0	0	0	0	0	0	0	0	0	0
2	ESAF	3	4	0.33	0	0	0	0	0	0	0	0	0	0
3	JSF	14	20	13	0	0	0	0	0	0	0	0	0	0
4	NESFB	167	0	0	0	0	0	0	0	0	0	0	0	0
5	UJJ	18	3,682	3,159.57	312	3,961.20	0	0	0	0	0	0	0	0
6	USFB	2	0	0	0	0	0	0	0	0	0	0	0	0
SFB	Total	205	3,706	3,172.90	312	3,961.20	0	0	0	0	0	0	0	0
1	AGVB	468	4,352	34,178.85	26	878.95	2,616	20,435.64	27	203.20	1	1	27	203.20
RRB	Total	468	4,352	34,178.85	26	878.95	2,616	20,435.64	27	203.20	1	1	27	203.20
1	AACB	67	371	1,578.31	0	0	0	0	3	71.10	0	0	3	71.10
Grand Total		3,061	82,173	7,41,868	83,774	8,54,250	20,485	2,15,193	1,406	17,760	3	4	1,725	23,141

District wise Financing under Overall, Rural & PMAY housing report of Assam during the FY 2023-2024 & O/S as on date 30.06.2023

(Amount in Rs.Lakhs)

Sl No.	District Name	Total Branch	Housing Loan (PS) O/S No	Housing Loan (PS) O/S Amount	Housing Loan (NPS) O/S No	Housing Loan (NPS) O/S Amount	Rural Housing Loan O/S No	Rural Housing Loan O/S Amount	Housing Loan Eligible under PMAY O/S No	Housing Loan Eligible under PMAY O/S Amount	Current Year Disbursed under PMAY No	Current Year Disbursed under PMAY Amount	PMAY O/S No	PMAY O/S Amount
1	Baksa	57	954	8,665.92	574	3,204.49	940	9,562.88	5	50.01	0	0	5	51.62
2	Barpeta	124	3,421	29,711.49	2,713	20,239.12	713	6,753.46	15	187.99	0	0	24	244.57
3	Bongaigaon	61	1,873	15,919.36	2,201	19,924.31	311	3,509.48	48	452.42	0	0	51	490.94
4	Cachar	163	3,527	25,339.90	2,702	20,733.27	418	4,371.57	100	982.04	1	1	99	1,039.18
5	Charaideo	36	412	3,269.84	344	2,415.35	136	1,446.44	1	10.13	0	0	1	10.16
6	Chirang	36	601	5,695.55	599	3,466.11	579	6,922.40	0	0	0	0	0	0
7	Darrang	68	1,527	13,236.80	1,696	12,441.17	390	4,878.77	10	102.92	0	0	10	103.13
8	Dhemaji	46	1,630	14,435.88	1,682	6,727.30	627	7,309.66	11	99.91	0	0	21	185.86
9	Dhubri	88	1,945	16,602.45	1,704	8,356.66	547	5,739.20	41	237.47	0	0	44	270.71
10	Dibrugarh	183	4,467	39,257.65	4,947	49,250.26	1,696	17,415.74	73	802.98	0	0	76	843.82
11	Dimasasao	30	443	3,266.77	168	1,109.80	116	667.08	0	0	0	0	1	5.98
12	Goalpara	72	1,098	10,094.17	927	4,182.90	280	2,715.48	5	43.83	0	0	8	55.76
13	Golaghat	122	2,265	18,364.38	2,561	16,655.70	613	7,369.32	19	170.16	0	0	18	170.41
14	Hailakandi	45	946	6,599.12	660	2,798.66	28	136.49	17	142.24	0	0	19	169.78
15	Jorhat	134	4,298	37,669.25	6,445	50,875.52	871	9,577.44	38	477.06	0	0	55	800.36
16	Kamrup	175	4,704	32,481.18	3,603	37,947.42	2,516	27,848.77	48	514.44	0	0	80	991.82
17	Kamrupmetro	419	17,800	2,11,293.86	25,159	4,02,759.61	627	7,212.30	630	10,122.54	1	1.67	821	13,659.38
18	Karbianglong	65	2,163	21,704.59	814	5,391.81	1,177	11,818.76	1	10.13	0	0	4	25.95
19	Karimganj	89	1,165	6,508.24	550	5,032.30	215	1,769.36	22	217.60	0	0	22	218.15
20	Kokrajhar	53	1,043	10,199.10	1,148	11,763.68	400	5,233.63	3	34.59	0	0	3	34.62
21	Lakhimpur	93	3,337	26,494.87	2,185	16,493.24	748	8,406.23	51	527.58	0	0	49	530.85
22	Majuli	16	302	2,090.54	143	515.82	138	1,635.17	9	97.06	0	0	10	100.59
23	Morigaon	67	1,628	11,337.76	615	5,039.01	724	4,060.99	46	465.68	0	0	47	523.86
24	Nagaon	210	5,042	40,766.54	3,920	25,967.72	1,004	10,309.55	84	774.05	0	0	88	850.17
25	Nalbari	87	2,563	21,718.39	2,755	19,264.78	733	7,129.15	7	44.50	0	0	10	61.78
26	Sibsagar	105	2,638	21,711.63	2,772	21,889.81	604	6,277.33	19	293.70	0	0	29	478.10
27	Sonitpur	185	4,935	38,539.17	5,103	46,289.83	1,632	17,421.83	54	480.81	1	1	78	738.74
28	Southsalmara	12	277	2,814.89	271	310.76	131	1,269.20	0	0	0	0	0	0
29	Tinsukia	149	2,941	24,236.10	2,920	30,021.24	581	5,746.52	46	396.88	0	0	49	463.51
30	Udalguri	49	1,662	15,906.42	1,807	2,978.58	415	4,596.29	3	21.4	0	0	3	21.4
31	Westkarbi	22	566	5,935.79	86	204.14	575	6,082.24	0	0	0	0	0	0
Grand Total		3,061	82,173	7,41,867.60	83,774	8,54,250.37	20,485	2,15,192.73	1,406	17,760.12	3	3.67	1,725	23,141.20

Bank-wise Priority Sector LOAN TO WEAKER SECTION O/S Report of Assam as on date 30.06.2023

(Amount in Rs. Lakhs)

Sl No.	Bank Name	Total Branch	Small and Marginal Farmers No	Small and Marginal Farmers Amt	Scheduled Castes No	Scheduled Castes Amt	Scheduled Tribes No	Scheduled Tribes Amt	DRI scheme No	DRI scheme Amt	Self Help Groups No	Self Help Groups Amt	women beneficiaries No	women beneficiaries Amt	Minority communities No	Minority communities Amt	PMJDY No	PMJDY Amt	Others No	Others Amt	Tot Weaker Sec O/S No.	Tot Weaker Sec O/S Amt.
1	BOB	67	6,111	8,285.77	1,286	4,765.05	2,575	9,285.96	8	22.57	1,061	1,706.43	3,918	1,250.84	3,440	13,266.44	301	11.29	0	0	18,700	38,594.35
2	BOI	52	12,073	10,730.56	699	751.15	2,659	3,013.43	7	7.14	2,352	4,271.28	1,912	700.78	7,566	10,447.98	685	17.12	0	0	27,953	29,939.44
3	BOM	18	401	201.88	155	560.61	122	310.87	1	3	239	263.87	97	372.73	566	1,031.04	203	12.34	31	68.30	1,815	2,824.64
4	CAN	109	15,320	12,909.38	2,570	5,561.12	4,066	8,541.51	1,450	121.08	2,689	4,030.25	8,183	3,333.54	15,568	51,241.72	15,438	12.61	836	4,378.74	66,120	90,129.95
5	CBI	119	71,301	46,685.18	2,902	3,721.07	5,740	5,090.41	0	0	9,516	20,270.67	223	71.75	267	298.91	0	0	1,565	1,677.17	91,514	77,815.16
6	IND	114	39,031	21,595.50	2,482	3,880.54	4,688	7,367.13	8	0.85	10,202	16,948.90	4,579	1,499.66	6,720	17,301.95	5	0.11	119	171.70	67,834	68,766.34
7	IOB	31	2678	2066.22	184	277.43	264	520.93	11	0.97	1,056	1,513.96	75	54.41	1,414	1,606.59	0	0	4,834	5,086.77	10,516	11,127.28
8	PNB	295	1,83,939	1,35,902.10	54,114	50,593.22	37,323	34,692.23	0	0	13,436	12,054.71	57,052	34,794.66	72,734	85,801.07	1,201	582.96	64,680	60,469.38	4,84,479	4,14,890.33
9	PSB	14	234	97.14	169	282.56	208	369.89	0	0	18	12.98	485	394.76	75	176.56	0	0	781	519.63	1,970	1,853.52
10	SBI	388	2,32,039	1,83,286.29	10,645	21,693.76	41,987	86,126.69	0	0	5,564	9,139.30	35,166	21,657.72	91,211	1,56,964.10	235	2.44	18,838	32,594.06	4,35,685	5,11,464.36
11	UCO	142	37,227	11,355.19	3,809	4,495.12	17,460	15,358.46	5	0.31	9,446	11,694.09	9,153	4,171.50	16,515	22,327.77	0	0	18,834	20,880.28	1,12,449	90,282.72
12	UNI	87	26,960	27,378.41	2,786	3,373.94	4,891	6,600.44	34	10.38	3,268	5,374.39	5,776	2,440.25	10,374	9,057.92	333	1.61	415	2,913.87	54,837	57,151.21
Public Total	1,436	6,27,314	4,60,493.62	81,801	99,955.57	1,21,983	1,77,277.95	1,524	166.30	58,847	87,280.83	1,26,619	70,742.60	2,26,450	3,69,522.05	18,401	640.48	1,10,933	1,28,759.90	13,73,872	13,94,839.30	
1	AXIS	94	34,634	57,718.19	1,968	1,069.67	5,324	4,184.29	0	0	0	0	30,796	4,631.32	3,249	13,208.84	3	0.11	1,017	1,227.78	76,991	82,040.20
2	BAND	482	1,47,693	38,260.93	51,016	18,971.81	43,824	15,276.79	0	0	0	0	49,470	17,439.80	0	0	0	0	0	0	2,92,003	89,949.33
3	FED	13	1,484	3,340.36	134	579.99	172	948.59	0	0	0	0	0	0	911	2,719.86	0	0	2,005	4213.59	4,706	11,802.39
4	HDFC	109	5,708	5,428.45	138	776.30	411	2,743.96	0	0	1,67,902	28,951.77	67,444	10,152.10	1,806	14,959.85	0	0	371	200.40	2,43,780	63,212.83
5	ICICI	94	1,737	1,396.47	31	96.29	55	156.62	0	0	0	0	234	86.82	215	1,806.30	0	0	43	24.47	2,315	3,566.97
6	IDBI	30	3,804	3,059.61	92	406.50	77	635.88	0	0	31	51.57	166	53.03	2,032	3,016.24	0	0	256	536.02	6,458	7,758.85
7	IDFC	3	2,048	389.00	349	65.00	137	32.00	0	0	0	0	6,216	1,142.00	4,704	876.00	0	0	0	0	13,454	2,504.00
8	INDUS	39	1,398	1,596.40	422	846.45	310	1,037.42	0	0	0	0	9,274	14,983.31	4,154	19,146.99	1490	34.22	2,665	3,514.81	19,713	41,159.60
9	KBL	2	7	37.86	0	0	0	0	0	0	0	0	0	0	0	0	0	0	0	0	7	37.86
10	KMB	5	3	7.90	1	3.45	1	1.95	0	0	0	0	0	0	0	0	0	0	67	978.40	72	991.70
11	RBL	1	58,819	10,237.79	4,138	687.76	7,998	1,549.92	0	0	0	0	65,266	11,006.58	19,206	3,142.15	0	0	0	0	1,55,427	26,624.20
12	SIB	2	38	60.56	0	0	0	0	0	0	0	0	0	0	1	11.57	0	0	0	0	39	72.13
13	YES	11	0	0	1	12.12	0	0	0	0	0	0	0	83	1,474.19	0	0	0	0	84	1,486.31	
Priv Total	885	2,57,373	1,21,533.52	58,290	23,515.34	58,309	26,567.42	0	0	1,67,933	29,003.34	2,28,866	59,494.96	36,361	60,361.99	1,493	34.33	6,424	10,695.47	8,15,049	3,31,206.37	
1	AU	1	0	0	0	0	0	0	0	0	0	0	0	0	0	0	0	0	0	0	0	0
2	ESAF	3	7,935	1,581.25	1,844	364.23	1,257	237.17	0	0	0	0	19,171	4,107.12	2,100	461.34	0	0	0	0	32,307	6,751.11
3	JSF	14	11,300	3,372.00	1,589	562.00	1,559	566.00	0	0	0	0	26,537	8,817.00	17,039	5,606.00	0	0	28,939	9,708.00	86,963	28,631.00
4	NESFB	167	0	0	0	0	0	0	0	0	0	0	0	0	0	0	0	0	1,44,952	35,024.94	1,44,952	35,024.94
5	UJJ	18	16,309	2,553.27	2,276	573.13	1,740	502.12	0	0	0	0	21,169	3,248.39	15,321	3,306.94	0	0	0	0	56,815	10,183.85
6	USFB	2	0	0	0	0	0	0	0	0	0	0	0	0	0	0	0	0	0	0	0	0
SFB Total	205	35,544	7,506.52	5,709	1,499.36	4,556	1,305.29	0	0	0	0	66,877	16,172.51	34,460	9,374.28	0	0	1,73,891	44,732.94	3,21,037	80,590.90	
1	AGVB	468	3,17,887	2,11,761.09	20,682	13,917.92	53,379	39,598.15	3	0.4	1,13,406	1,78,063.21	80,180	32,329.45	1,16,411	79,759.81	999	28.93	0	0	7,02,947	5,55,458.96
RRB Total	468	3,17,887	2,11,761.09	20,682	13,917.92	53,379	39,598.15	3	0.4	1,13,406	1,78,063.21	80,180	32,329.45	1,16,411	79,759.81	999	28.93	0	0	7,02,947	5,55,458.96	
1	AACB	67	8,897	5,271.77	2,729	1,577.00	1,845	1,707.92	0	0	3,199	3,001.96	0	0	504	370.30	0	0	0	0	17,174	11,928.95
Grand Total	3,061	12,47,015	8,06,566.52	1,69,211	1,40,465.19	2,40,072	2,46,456.73	1,527	166.70	3,43,385	2,97,349.34	5,02,542	1,78,739.52	4,14,186	5,19,388.43	20,893	703.74	2,91,248	1,84,188.31	32,30,079	23,74,024.48	

Districtwise Priority Sector LOAN TO WEAKER SECTION O/S Report of Assam as on date 30.06.2023

(Amount in Rs. Lakhs)

Sl No.	District Name	Total Branch	Small and Marginal Farmers No	Small and Marginal Farmers Amt	Scheduled Castes No	Scheduled Castes Amt	Scheduled Tribes No	Scheduled Tribes Amt	DRI scheme No	DRI scheme Amt	Self Help Groups No	Self Help Groups Amt	women beneficiaries No	women beneficiaries Amt	Minority communities No	Minority communities Amt	PMJDY No	PMJDY Amt	Others No	Others Amt	Tot Weaker Sec O/S No.	Tot Weaker Sec O/S Amt.
1	Baksa	57	20,445	14,713.70	2,571	2,388.68	9,364	10,107.81	12	1.02	7,189	10,252.71	3,850	1,383.32	2,266	3,172.96	182	4.73	6,186	2,166.74	52,065	44,191.67
2	Barpeta	124	62,690	46,507.21	4,795	4,344.72	3,182	3,092.62	123	9.40	24,522	15,162.90	21,121	6,988.13	39,307	47,632.48	1,041	20.76	11,797	6,399.06	1,68,578	1,30,157.28
3	Bongaigaon	61	19,193	17,952.08	3,052	3,227.51	2,527	4,674.37	30	5.36	7,591	5,655.66	8,325	3,633.25	8,145	11,532.98	921	16.41	7,364	5,953.82	57,148	52,651.44
4	Cachar	163	64,632	35,210.44	18,131	12,923.42	5,921	5,219.91	23	1.08	9,693	7,231.70	24,007	10,194.89	34,056	41,197.53	1,977	78.68	13,003	13,329.54	1,71,443	1,25,387.19
5	Charaideo	36	14,300	9,262.06	1,240	1,095.80	962	819.32	6	0.39	3,150	4,651.29	4,210	1,655.81	733	1,413.75	140	9.10	2,070	1,736.12	26,811	20,643.64
6	Chirang	36	18,837	14,088.01	1,193	1,134.04	9,761	10,246.18	1	0.11	4,030	6,326.37	3,760	1,609.43	5,215	4,491.37	23	4.31	2,531	1,919.39	45,351	39,819.21
7	Darrang	68	40,902	29,725.02	2,298	1,974.00	1,500	1,561.00	14	0.94	12,636	10,564.75	10,650	3,625.61	19,520	25,451.66	826	11.04	7,364	3,688.57	95,710	76,602.59
8	Dhemaji	46	29,695	23,383.18	4,094	3,468.09	13,288	15,623.86	4	0.20	12,449	11,624.52	6,512	2,979.15	201	368.58	174	16.37	9,480	5,647.50	75,897	63,111.45
9	Dhubri	88	37,765	23,726.34	4,969	3,383.03	2,357	1,689.50	20	1.49	8,917	9,047.58	9,374	3,775.97	24,814	27,653.07	705	25.31	7,814	6,204.32	96,735	75,506.61
10	Dibrugarh	183	67,351	46,832.95	9,685	8,844.39	10,696	12,288.78	169	17.17	16,707	12,041.28	23,786	10,717.01	3,806	11,942.34	691	39.83	16,975	11,692.25	1,49,866	1,14,416.00
11	Dimasasao	30	2,238	2,409.75	597	417.44	2,403	4,979.79	18	1.56	1,192	1,663.96	1,979	1,076.32	1,354	2,168.64	64	4.44	857	1,001.99	10,702	13,723.89
12	Goalpara	72	31,758	19,125.07	2,831	2,246.81	9,300	6,176.11	9	0.91	9,836	10,101.06	10,838	4,970.56	16,185	21,426.64	294	9.80	8,283	4,095.94	89,334	68,152.90
13	Golaghat	122	64,797	38,341.31	8,318	6,576.12	10,774	8,391.15	20	3.00	15,884	14,632.28	21,874	7,528.62	6,420	6,283.78	1,076	38.20	17,619	9,481.17	1,46,782	91,275.63
14	Hailakandi	45	20,013	10,434.34	4,591	3,257.54	1,385	1,171.45	4	0.33	2,643	3,028.52	5,055	2,334.78	16,843	17,272.66	133	19.14	2,459	2,107.38	53,126	39,626.14
15	Jorhat	134	46,870	26,086.57	9,302	7,220.68	11,495	8,706.04	65	7.06	10,658	12,161.88	23,305	8,701.25	3,754	7,385.34	931	30.82	14,626	7,741.79	1,21,006	78,041.43
16	Kamrup	175	77,891	50,733.14	7,490	6,160.13	8,395	6,749.48	182	12.00	32,610	20,546.93	24,698	7,641.97	24,001	28,857.18	746	29.74	17,705	9,469.18	1,93,718	1,30,199.75
17	Kamrupmetro	419	88,381	38,486.32	11,944	11,814.27	17,402	20,312.78	293	48.13	3,882	4,278.67	1,05,566	24,911.27	37,918	64,654.24	1,862	26.65	13,265	13,217.98	2,80,513	1,77,750.31
18	Karbianglong	65	15,567	10,846.98	960	1,328.58	10,279	14,780.44	8	4.22	7,433	11,214.25	10,432	4,129.18	1,693	2,197.04	186	2.64	1,308	920.92	47,866	45,424.25
19	Karimganj	89	29,635	17,096.13	8,912	5,164.55	2,124	1,595.64	33	2.61	4,380	4,467.77	10,987	3,735.78	16,342	19,123.50	411	44.40	5,321	3,141.73	78,145	54,372.11
20	Kokrajhar	53	19,639	16,974.15	2,488	1,992.04	14,054	16,834.61	9	0.62	4,445	4,669.16	11,215	4,397.34	8,821	6,965.65	115	2.99	3,543	3,563.30	64,329	55,399.86
21	Lakhimpur	93	65,923	47,116.21	9,062	7,503.83	16,928	19,686.23	9	0.44	19,832	13,190.43	19,341	10,089.83	10,680	12,679.30	154	37.11	19,537	10,088.68	1,61,466	1,20,392.06
22	Majuli	16	8,443	8,713.11	616	576.88	2,750	2,431.44	3	0.45	1,174	2,073.62	918	447.57	21	76.97	91	3.87	1,435	1,221.05	15,451	15,544.96
23	Morigaon	67	47,924	30,457.64	7,145	5,314.91	9,759	7,721.14	108	10.62	8,650	6,985.55	9,885	4,210.14	17,814	19,802.59	1,905	41.67	6,269	3,077.13	1,09,459	77,621.39
24	Nagaon	210	1,14,726	68,607.19	18,752	15,524.31	12,143	9,627.32	130	10.75	34,653	23,984.79	40,461	15,515.45	64,735	68,847.11	2,103	91.94	27,907	17,068.85	3,15,610	2,19,277.71
25	Nalbari	87	39,410	24,753.78	3,511	2,890.27	2,821	2,792.44	28	5.89	21,471	15,471.53	18,548	4,472.35	11,418	12,100.87	506	12.04	6,183	3,503.45	1,03,896	66,002.62
26	Sibsagar	105	43,803	21,396.26	5,016	4,669.95	4,079	3,878.48	69	5.67	8,753	6,119.16	22,384	7,684.69	12,334	12,559.31	1,060	23.99	21,697	9,610.22	1,19,195	65,947.73
27	Sonitpur	185	66,296	47,901.11	9,607	9,074.25	14,029	11,404.43	40	3.83	24,420	27,498.44	21,764	9,007.52	13,887	18,262.97	1,072	21.04	23,239	15,319.45	1,74,354	1,38,493.04
28	Southsalmara	12	2,423	1,225.06	27	75.12	32	34.68	5	0.64	714	1,068.77	245	108.95	2,315	5,704.61	15	0.07	306	411.23	6,082	8,629.13
29	Tinsukia	149	45,804	37,791.24	3,727	3,922.85	4,998	6,017.09	89	8.37	16,571	11,272.94	14,897	5,937.08	1,800	7,939.52	1,395	33.67	7,060	5,183.70	96,341	78,106.46
30	Udalguri	49	36,351	24,148.34	2,159	1,766.70	23,294	24,279.74	3	2.44	4,638	7,082.90	8,940	3,976.24	7,554	9,788.17	82	2.75	7,586	5,139.76	90,607	76,187.04
31	Westkarbi	22	3,313	2,521.83	128	184.28	2,070	3,562.90	0	0	2,662	3,277.97	3,615	1,300.06	234	435.62	12	0.23	459	86.10	12,493	11,368.99
Grand Total	3,061	12,47,015	8,06,566.52	1,69,211	1,40,465.19	2,40,072	2,46,456.73	1,527	166.70	3,43,385	2,97,349.34	5,02,542	1,78,739.52	4,14,186	5,19,388.43	20,893	703.74	2,91,248	1,84,188.31	32,30,079	23,74,024.48	

Bankwise Progress under Loans to SC/ST Report of Assam during the FY-2023-2024 & O/S as on date 30.06.2023

(Amount in Rs. Lakhs)

Sl No.	Bank Name	Total Branch	SC Disb No.	SC Disb Amt.	SC O/S No.	SC O/S Amt.	ST Disb No.	ST Disb Amt.	ST O/S No.	ST O/S Amt.
1	BOB	67	113	382.50	1,226	4,765.05	197	828.13	2,575	9,285.96
2	BOI	52	70	126.22	699	751.15	204	376.42	2,659	3,013.43
3	BOM	18	9	19.34	155	560.61	16	47.54	122	310.87
4	CAN	109	156	468.00	3,375	9,141.53	176	910.32	5,433	16,169.01
5	CBI	119	538	1,075.47	8,482	9,026.00	656	1,469.82	17,276	14,232.16
6	IND	114	485	1,114.58	5,369	6,961.64	969	1,330.27	16,337	15,980.33
7	IOB	31	8	11.19	281	572.01	9	19.73	550	1,315.77
8	PNB	295	618	1,485.64	47,744	45,521.30	761	2,475.90	36,663	33,987.12
9	PSB	14	47	36.69	208	264.31	17	17.45	224	413.00
10	SBI	388	963	3,260.94	36,248	1,24,169.40	3,538	6,070.44	1,17,896	4,07,907.23
11	UCO	142	182	299.36	1,028	2,407.83	187	375.90	2,108	3,663.29
12	UNI	87	316	627.83	3,206	5,420.71	485	982.34	5,378	9,204.56
Public	Total	1,436	3,505	8,907.76	1,08,021	2,09,561.54	7,215	14,904.26	2,07,221	5,15,482.73
1	AXIS	94	150	231.89	4,512	3,898.64	457	1,804.91	9,687	15,718.14
2	BAND	482	7,552	3,909.10	51,016	18,971.81	4,808	2,327.08	43,824	15,276.79
3	FED	13	36	166.85	134	579.99	42	66.44	172	948.59
4	HDFC	109	34	58.30	138	776.30	200	235.25	411	2,743.96
5	ICICI	94	178	646.82	1,249	4,941.66	323	1,352.20	2,172	10,715.72
6	IDBI	30	52	118.16	416	1,272.48	98	392.34	685	3,246.62
7	IDFC	3	416	426.00	2,252	1,685.00	1,078	1,163.00	4,592	3,817.00
8	INDUS	39	13	105.00	422	846.45	18	146.05	310	1,037.42
9	KBL	2	0	0	0	0	0	0	2	2.58
10	KMB	5	1	3.5	1	3.45	0	0	1	1.95
11	RBL	1	0	0	4138	687.76	0	0	7998	1549.92
12	SIB	2	0	0	0	0	0	0	0	0
13	YES	11	0	0	1	12.12	0	0	0	0
Private	Total	885	8,432	5,665.62	64,279	33,675.66	7,024	7,487.27	69,854	55,058.69
1	AU	1	0	0	0	0	0	0	0	0
2	ESAF	3	331	125.45	1,844	364.23	172	63.85	1,257	237.17
3	JSF	14	145	78.00	1,589	562.00	234	122.00	1,559	566.00
4	NESFB	167	0	0	17,679	5,644.75	1	4.00	21,146	6,911.58
5	UJJ	18	144	173.07	2,908	1,072.00	131	135.71	2,081	728.18
6	USFB	2	0	0	0	0	0	0	0	0
SFB	Total	205	620	376.52	24,020	7,642.98	538	325.56	26,043	8,442.93
1	AGVB	468	3,040	1,885.75	21,598	16,055.40	8,022	5,768.45	55,641	48,227.84
RRB	Total	468	3,040	1,885.75	21,598	16,055.40	8,022	5,768.45	55,641	48,227.84
1	AACB	67	43	16.30	2,729	1,577.00	39	19.00	1,845	1,707.92
Grand Total		3,061	15,640	16,851.95	2,20,647	2,68,512.58	22,838	28,504.54	3,60,604	6,28,920.11

Districtwise Progress under Loan to SC/ST Report of Assam during the FY 2023-2024 & O/S as on date 30.06.2023

(Amount in Rs.Lakhs)

Sl No.	District Name	Total Branch	SC Disb No	SC Disb Amt	SC O/S No	SC O/S Amt	ST Disb No	ST Disb Amt	ST O/S No	ST O/S Amt
1	Baksa	57	223	219.82	3,669	4,844.49	844	924.65	14,718	26,131.75
2	Barpeta	124	435	369.97	6,676	8,022.90	184	358.52	5,038	9,587.09
3	Bongaigaon	61	394	439.94	4,641	8,084.94	319	1,079.43	5,623	14,605.26
4	Cachar	163	1,815	1,369.60	21,348	21,998.15	220	335.97	6,866	7,653.80
5	Charaideo	36	68	51.35	1,055	1,170.15	69	86.59	1,252	1,614.42
6	Chirang	36	203	237.06	2,131	2,842.74	848	1,036.08	12,588	26,791.06
7	Darrang	68	132	129.03	3,046	3,438.36	110	134.72	2,590	3,582.57
8	Dhemaji	46	297	296.02	5,019	6,296.29	1,891	2,143.80	24,316	45,897.76
9	Dhubri	88	202	241.81	5,495	6,080.81	93	92.84	3,081	4,929.44
10	Dibrugarh	183	881	905.90	12,882	16,192.37	1,239	1,535.04	15,453	27,224.21
11	Dimahasao	30	13	42.89	1,226	2,215.96	307	857.66	5,924	18,764.72
12	Goalpara	72	208	144.78	3,994	4,293.19	889	766.50	13,075	14,582.33
13	Golaghat	122	912	584.42	10,108	10,294.64	1,387	941.26	15,008	15,912.78
14	Hailakandi	45	367	247.60	4,981	4,950.42	51	74.17	1,544	1,079.34
15	Jorhat	134	889	877.80	11,573	13,017.70	881	777.38	15,766	18,371.78
16	Kamrup	175	818	788.08	11,404	12,189.96	1,029	1,225.46	14,381	19,585.86
17	Kamrupmetro	419	1,418	3,801.97	20,050	40,943.27	2,113	3,715.19	31,695	73,502.06
18	Karbianglong	65	65	142.54	1,534	3,573.69	952	1,251.46	21,274	50,216.78
19	Karimganj	89	830	583.14	9,275	6,780.46	54	48.83	2,280	1,002.27
20	Kokrajhar	53	165	135.75	2,989	4,993.14	1,210	1,994.25	21,344	62,819.58
21	Lakhimpur	93	732	722.02	13,647	13,965.69	1,635	1,810.22	24,182	40,390.50
22	Majuli	16	86	139.31	1,334	1,461.42	215	548.88	2,735	8,207.94
23	Morigaon	67	586	448.24	7,542	6,399.49	1,292	1,097.22	12,121	11,418.46
24	Nagaon	210	1,619	1,550.72	22,605	21,649.95	868	832.70	16,162	17,300.03
25	Nalbari	87	243	310.05	4,350	4,920.53	138	129.56	4,092	5,244.74
26	Sibsagar	105	453	374.14	7,272	9,526.33	316	449.31	5,719	8,970.76
27	Sonitpur	185	1,109	1,016.35	12,765	16,763.21	1,571	1,200.75	19,412	22,298.05
28	Southalmara	12	0	0	58	275.26	0	0	69	326.74
29	Tinsukia	149	296	448.48	4,616	6,976.76	568	905.10	8,411	17,468.24
30	Udalguri	49	164	205.65	3,089	3,644.97	1,446	1,943.74	29,589	41,940.33
31	Westkarbi	22	17	27.52	273	705.34	99	207.26	4,296	11,499.46
Grand Total		3,061	15,640	16,851.95	2,20,647	2,68,512.58	22,838	28,504.54	3,60,604	6,28,920.11

**Bankwise Progress under finance to WOMEN Report of Assam during the FY-2023-2024
& O/S as on date 30.06.2023**

(Amount in Rs. Lakhs)

Sl No.	Bank Name	Total Branch	O/S No.	O/S Amt.	CY Disb No.	CY Disb Amt.
1	BOB	67	10,084	37,938.20	1,455	3,955.59
2	BOI	52	10,623	22,027.58	1,494	2,644.93
3	BOM	18	874	2,446.98	138	307.81
4	CAN	109	14,386	34,579.80	2,647	5,393.13
5	CBI	119	20,987	29,506.37	1,945	4,007.87
6	IND	114	19,905	27,915.83	2,324	3,580.58
7	IOB	31	2,772	28,809.01	277	1,062.80
8	PNB	295	69,347	1,16,265.48	4,534	11,981.70
9	PSB	14	891	3,158.89	82	205.04
10	SBI	388	2,10,637	7,09,667.70	6,768	9,926.58
11	UCO	142	24,945	35,157.34	949	2,008.39
12	UNI	87	11,509	24,767.16	1,694	3,816.97
Public	Total	1,436	3,96,960	10,72,240.34	24,307	48,891.39
1	AXIS	94	83,059	54,130.73	12,344	12,756.83
2	BAND	482	9,82,412	3,05,037.22	59,710	24,788.61
3	FED	13	1,647	8,544.35	545	2,050.83
4	HDFC	109	2,67,933	1,09,306.38	36,302	20,054.54
5	ICICI	94	30,996	2,99,795.18	10,016	35,578.91
6	IDBI	30	4,412	12,122.46	485	993.56
7	IDFC	3	27,948	15,839.00	5,942	4,003.00
8	INDUS	39	9,274	14,983.31	1,398	1,596.40
9	KBL	2	67	1,274.41	11	16.93
10	KMB	5	112	734.79	60	343.55
11	RBL	1	65,266	11,006.58	0	0
12	SIB	2	155	268.43	18	18.76
13	YES	11	0	0	0	0
Private	Total	885	14,73,281	8,33,042.84	1,26,831	1,02,201.92
1	AU	1	0	0	2	298.5
2	ESAF	3	19,171	4,107.12	1,405	516.50
3	JSF	14	26,756	9,233.04	5,411	2,496.97
4	NESFB	167	2,52,710	76,444.74	45	46.14
5	UJJ	18	57,112	13,142.63	1,411	1,511.08
6	USFB	2	0	0	0	0
SFB	Total	205	3,55,749	1,02,927.53	8,274	4,869.19
1	AGVB	468	1,35,467	1,40,318.51	9,740	11,718.39
RRB	Total	468	1,35,467	1,40,318.51	9,740	11,718.39
1	AACB	67	3,199	3,001.96	448	877.00
Grand Total		3,061	23,64,656	21,51,531.18	1,69,600	1,68,557.89

District wise progress under Finance to WOMEN Report of Assam during the FY 2023-2024 & O/S as on date 30.06.2023

(Amount in Rs. Lakhs)

Sl No.	District Name	Total Branch	O/S No.	O/S Amt.	CY Disb No.	CY Disb Amt.
1	Baksa	57	29,506	21,644.08	1,316	1,330.72
2	Barpeta	124	1,16,984	80,949.84	8,683	8,711.69
3	Bongaigaon	61	45,695	44,345.38	4,053	4,223.91
4	Cachar	163	1,50,825	1,02,473.31	10,300	8,073.25
5	Charaideo	36	17,420	17,161.59	1,485	1,363.78
6	Chirang	36	23,743	18,033.53	1,685	1,048.36
7	Darrang	68	69,037	45,867.10	5,491	3,775.08
8	Dhemaji	46	43,851	41,920.13	3,172	2,982.02
9	Dhubri	88	71,313	44,065.45	3,788	2,636.90
10	Dibrugarh	183	1,23,101	1,26,653.66	10,144	10,391.22
11	Dimahasao	30	5,547	14,061.46	370	932.21
12	Goalpara	72	54,957	37,576.30	3,402	3,230.45
13	Golaghat	122	96,714	62,799.65	8,677	5,119.65
14	Hailakandi	45	26,434	22,539.18	1,572	1,724.46
15	Jorhat	134	1,00,161	1,18,528.51	7,898	6,943.64
16	Kamrup	175	1,79,406	1,34,742.79	13,885	12,299.92
17	Kamrupmetro	419	2,59,571	4,53,762.78	18,662	34,248.68
18	Karbianglong	65	38,669	47,518.60	2,312	2,825.08
19	Karimganj	89	68,318	37,224.34	3,518	2,974.54
20	Kokrajhar	53	40,021	36,673.27	3,887	3,035.00
21	Lakhimpur	93	1,00,555	73,795.68	6,101	5,081.33
22	Majuli	16	6,418	6,842.05	438	493.41
23	Morigaon	67	55,149	37,809.27	3,292	2,881.09
24	Nagaon	210	2,10,460	1,44,761.43	12,902	10,180.69
25	Nalbari	87	79,894	56,377.17	5,350	5,529.22
26	Sibsagar	105	89,467	84,662.32	7,315	6,221.12
27	Sonitpur	185	1,39,081	1,18,676.04	10,789	10,353.17
28	Southsalmara	12	1,306	2,157.28	45	76.37
29	Tinsukia	149	82,644	82,153.79	6,859	7,865.36
30	Udalguri	49	31,197	27,378.33	1,797	1,500.84
31	Westkarbi	22	7,212	8,376.87	412	504.73
Grand Total		3,061	23,64,656	21,51,531.18	1,69,600	1,68,557.89

Bankwise Progress under Loans outstanding to MINORITY COMMUNITIES Report of Assam as on date 30.06.2023

(Amount in Rs. Lakhs)

Sl No.	Bank Name	Total Branch	CHRISTIANS No.	CHRISTIANS Amt	MUSLIMS No	MUSLIMS Amt.	BUDDHISTS No	BUDDHISTS Amt.	SIKHS No.	SIKHS Amt.	ZORASTRIANS No.	ZORASTRIANS Amt.	JAINS No.	JAINS Amt.	Tot Loan to Minority O/S No.	Tot Loan to Minority O/S Amt.
1	BOB	67	63	238.63	2,863	11,234.28	37	265.16	66	538.40	0	0	111	990.00	3,140	13,266.47
2	BOI	52	719	919.59	5,516	9,397.52	9	63.42	17	61.25	0	0	5	2.60	6,266	10,444.38
3	BOM	18	55	236.29	496	706.41	0	0	10	57.10	0	0	5	31.24	566	1,031.04
4	CAN	109	1,088	5,198.82	13,256	37,886.43	794	3,354.82	273	3,101.48	5	16.73	152	1,683.38	15,568	51,241.66
5	CBI	119	155	133.10	703	1,467.26	50	165.30	28	67.06	9	3.11	24	287.61	969	2,123.44
6	IND	114	547	843.21	15,780	24,846.80	35	114.00	111	1,164.71	3	319502.18	38	505.85	16,514	3,46,976.75
7	IOB	31	9	20.41	90	154.93	13	10.83	5	21.30	0	0	8	5.96	125	213.43
8	PNB	295	2,997	4,217.24	69,737	81,583.83	0	0	0	0	0	0	0	0	72,734	85,801.07
9	PSB	14	84	195.03	618	940.02	6	25.32	53	136.26	0	0	2	6.11	763	1,302.74
10	SBI	388	9,864	42,877.88	1,77,578	4,86,699.20	604	3,272.33	552	2,759.86	7	14.21	80	2,939.21	1,88,685	5,38,562.69
11	UCO	142	2,062	1,821.27	34,439	34,406.78	112	218.84	79	407.14	2	33.14	10	152.29	36,704	37,039.46
12	UNI	87	860	2,136.97	15,563	22,583.02	60	302.56	76	458.09	0	0	53	1,605.30	16,612	27,085.94
Public	Total	1,436	18,503	58,838.44	3,36,639	7,11,906.48	1,720	7,792.58	1,270	8,772.65	26	319569.37	488	8,209.55	3,58,646	11,15,089.07
1	AXIS	94	1,497	2,778.30	21,078	48,397.39	23	117.18	69	536.62	59	52.69	72	841.27	22,798	52,723.45
2	BAND	482	7,421	2,325.20	3,29,457	1,22,175.15	317	120.83	67	30.87	26	8.79	61	16.05	3,37,349	1,24,676.89
3	FED	13	0	0	0	0	0	0	0	0	0	0	0	0	0	0
4	HDFC	109	2,495	686.53	67,605	25,409.51	7	59.15	35	567.49	1	197.12	17	415.48	70,160	27,335.28
5	ICICI	94	423	2,619.53	9,571	75,026.57	33	392.17	185	2,385.89	6	10.95	44	1,259.77	10,262	81,694.88
6	IDBI	30	147	877.23	2,438	5,767.62	3	1.04	11	126.89	1	0.22	6	159.34	2,606	6,932.34
7	IDFC	3	16	4.00	4,754	879.00	0	0	0	0	0	0	0	0	4,770	883.00
8	INDUS	39	131	587.26	3,985	18,308.39	11	27.15	13	168.12	0	0	14	56.04	4,154	19,146.96
9	KBL	2	0	0	2	37.28	0	0	0	0	0	0	0	0	2	37.28
10	KMB	5	1	14.05	63	837.98	0	0	5	110.45	0	0	3	39.64	72	1,002.12
11	RBL	1	497	83.42	18,677	3,052.85	6	1.15	26	4.71	0	0	0	0	19,206	3,142.13
12	SIB	2	11	19.70	6	38.32	0	0	0	0	0	0	17	58.02	34	116.04
13	YES	11	0	0	72	1,148.83	0	0	2	31.26	0	0	9	294.11	83	1,474.20
Priv	Total	885	12,639	9,995.22	4,57,708	3,01,078.89	400	718.67	413	3,962.30	93	269.77	243	3,139.72	4,71,496	3,19,164.57
1	AU	1	0	0	0	0	0	0	0	0	0	0	0	0	0	0
2	ESAF	3	126	22.58	1,925	430.56	41	6.58	8	1.61	0	0	0	0	2,100	461.33
3	JSF	14	1,076	419.15	13,671	4,257.52	1,971	825.97	15	5.72	0	0	19	6.72	16,752	5,515.08
4	NESFB	167	2,641	658.86	39,283	11,882.52	35	11.81	52	21.35	3	0.77	4	0.56	42,018	12,575.87
5	UJJ	18	228	60.33	17,509	4,352.67	35	5.24	19	5	0	0	4	0.65	17,795	4,423.89
6	USFB	2	0	0	0	0	0	0	0	0	0	0	0	0	0	0
SFB	Total	205	4,071	1,160.92	72,388	20,923.27	2,082	849.60	94	33.68	3	0.77	27	7.93	78,665	22,976.17
1	AGVB	468	9,057	7,384.36	1,09,737	78,047.29	83	120.07	46	45.04	56	49.28	40	43.81	1,19,019	85,689.85
RRB	Total	468	9,057	7,384.36	1,09,737	78,047.29	83	120.07	46	45.04	56	49.28	40	43.81	1,19,019	85,689.85
1	AACB	67	59	47.32	556	443.46	0	0	5	12.70	0	0	0	0	620	503.48
Grand Total	Total	3,061	44,329	77,426.26	9,77,028	11,12,399.39	4,285	9,480.92	1,828	12,826.37	178	319889.19	798	11,401.01	10,28,446	15,43,423.14

District wise Loans Outstandings to MINORITY COMMUNITIES report of Assam as on date 30.06.2023

(Amount in Rs. Lakhs)

Sl No.	District Name	Total Branch	CHRISTIANS No.	CHRISTIANS Amt	MUSLIMS No	MUSLIMS Amt.	BUDDHISTS No	BUDDHISTS Amt.	SIKHS No.	SIKHS Amt.	ZORASTRIANS No.	ZORASTRIANS Amt.	JAINS No.	JAINS Amt.	Tot Loan to Minority O/S No.	Tot Loan to Minority O/S Amt.
1	Baksa	57	136	270.90	6,132	6,029.95	16	50.57	4	10.97	0	0	12	7.31	6,300	6,369.70
2	Barpeta	124	177	574.70	1,00,614	1,08,587.81	35	41.66	14	60.42	2	2.93	26	181.91	1,00,868	1,09,449.43
3	Bongaigaon	61	874	1,158.26	24,036	33,761.93	183	148.92	15	54.25	58	15.61	25	91.27	25,191	35,230.24
4	Cachar	163	2,033	5,058.03	84,712	95,005.18	62	231.89	49	204.46	4	8.81	21	249.05	86,881	1,00,757.42
5	Charaideo	36	154	178.35	1,646	2,552.41	63	151.09	20	75.19	5	14.58	5	3.40	1,893	2,975.02
6	Chirang	36	2,836	2,218.12	8,739	8,342.75	33	13.94	4	17.84	5	4.08	3	1.41	11,620	10,598.14
7	Darrang	68	219	401.66	56,301	53,374.63	49	169.41	14	56.58	1	0.24	16	430.92	56,600	54,433.44
8	Dhemaji	46	121	290.86	617	912.35	15	58.79	17	81.92	1	2.2	5	10.09	776	1,356.21
9	Dhubri	88	1,029	760.66	80,238	84,003.59	10	20.46	23	145.33	0	0	19	200.51	81,319	85,130.55
10	Dibrugarh	183	1,182	2,691.32	10,109	19,099.35	190	617.99	263	1,210.60	7	319504.15	51	416.08	11,802	3,43,539.49
11	Dimahasao	30	2,952	8,058.36	317	920.69	9	42.31	5	21.83	0	0	0	0	3,283	9,043.19
12	Goalpara	72	4,396	2,549.86	40,977	49,209.58	15	22.17	11	53.63	13	8.8	7	42.31	45,419	51,886.35
13	Golaghat	122	1,466	1,200.88	12,627	12,278.84	819	407.62	55	80.23	5	2.61	20	132.11	14,992	14,102.29
14	Hailakandi	45	221	404.01	29,609	37,117.86	3	8.09	5	4.71	0	0	2	4.87	29,840	37,539.54
15	Jorhat	134	877	2,864.98	8,347	13,838.05	422	665.27	131	972.77	3	34.52	61	1,565.67	9,841	19,941.26
16	Kamrup	175	1,186	1,639.14	68,607	73,143.93	326	284.60	49	325.73	0	0	48	748.33	70,216	76,141.73
17	Kamrupmetro	419	3,207	16,454.19	60,286	1,33,214.37	609	2,613.69	451	5,298.66	9	14.06	269	5,221.03	64,831	1,62,816.00
18	Karbianglong	65	3,998	4,794.08	1,650	2,352.70	63	217.15	29	90.26	2	0.74	12	150.99	5,754	7,605.92
19	Karimganj	89	602	558.82	38,253	39,280.13	13	18.59	14	68.63	1	3.27	8	151.33	38,891	40,080.77
20	Kokrajhar	53	4,816	4,420.37	16,852	16,036.08	9	9.52	17	69.38	3	230.55	11	80.62	21,708	20,846.52
21	Lakhimpur	93	1,200	1,519.59	26,610	23,965.62	61	207.13	43	132.48	22	16.22	7	25.80	27,943	25,866.84
22	Majuli	16	9	16.59	37	94.66	3	5.12	0	0	0	0	0	0	49	116.37
23	Morigaon	67	149	240.93	32,725	29,626.52	27	41.27	23	48.92	1	0.26	4	2.73	32,929	29,960.63
24	Nagaon	210	1,320	1,531.19	1,52,605	1,39,010.20	78	141.15	179	708.53	19	7.11	38	80.44	1,54,239	1,41,478.62
25	Nalbari	87	94	241.67	31,691	32,678.09	22	39.53	32	40.21	3	2.23	27	744.86	31,869	33,746.59
26	Sibsagar	105	357	524.59	21,153	27,541.04	481	460.66	56	160.37	3	7.67	22	57.30	22,072	28,751.63
27	Sonitpur	185	1,647	3,543.71	43,725	38,335.89	206	894.96	128	622.14	5	3.46	40	469.78	45,751	43,869.94
28	Southsalmara	12	20	102.90	5,516	11,612.43	1	0.96	1	12.75	0	0	1	0.47	5,539	11,729.51
29	Tinsukia	149	1,184	3,631.25	5,433	9,474.45	455	1,892.17	166	2,181.06	1	0.7	33	326.14	7,272	17,505.77
30	Udalguri	49	5,453	8,606.07	6,821	10,790.85	6	3.13	4	1.83	4	4.02	5	4.28	12,293	19,410.18
31	Westkarbi	22	414	920.22	43	207.46	1	1.11	6	14.69	1	0.37	0	0	465	1,143.85
Grand Total		3,061	44,329	77,426.26	9,77,028	11,12,399.39	4,285	9,480.92	1,828	12,826.37	178	319889.19	798	11,401.01	10,28,446	15,43,423.14

Bankwise Progress under Loans disbursement to MINORITY COMMUNITIES Report of Assam during the FY-2023-2024 upto 30.06.2023

(Amount in Rs. Lakhs)

Sl No.	Bank Name	Total Branch	CHRISTIANS No.	CHRISTIANS Amt	MUSLIMS No	MUSLIMS Amt.	BUDDHIST S No	BUDDHISTS Amt.	SIKHS No.	SIKHS Amt.	ZORASTRIANS No.	ZORASTRIANS Amt.	JAINS No.	JAINS Amt.	Tot Minority Disb No.	Tot Minority Disb Amt.
1	BOB	67	5	10.70	215	773.37	3	37.85	3	7.98	0	0	7	35.96	233	865.86
2	BOI	52	36	37.18	488	851.40	1	35.00	3	2.82	0	0	0	0	528	926.40
3	BOM	18	6	8.01	44	88.77	0	0	2	8.5	0	0	1	0.20	53	105.48
4	CAN	109	34	158.59	489	1,183.24	58	122.68	12	33.66	0	0	5	10.56	598	1,508.73
5	CBI	119	14	10.77	75	357.70	10	32.77	6	6.26	0	0	7	98.30	112	505.80
6	IND	114	77	136.29	1,266	5,251.20	9	24.15	20	507.78	0	0	10	345.06	1,382	6,264.48
7	IOB	31	9	20.41	90	154.93	13	10.83	5	21.30	0	0	8	5.96	125	213.43
8	PNB	295	115	273.65	1,822	3,801.49	0	0	0	0	0	0	0	0	1,937	4,075.14
9	PSB	14	9	42.11	32	83.62	0	0	0	0	0	0	0	0	41	125.73
10	SBI	388	1,488	213.65	97,223	6,498.19	191	62.42	189	6.85	0	0	24	140.27	99,115	6,921.38
11	UCO	142	25	80.36	343	1,020.72	2	3.56	2	27.50	0	0	3	43.16	375	1,175.30
12	UNI	87	98	265.29	983	2,302.73	10	30.68	16	47.61	0	0	12	1,103.79	1,119	3,750.10
Public	Total	1,436	1,916	1,257.01	1,03,070	22,367.36	297	359.94	258	670.26	0	0	77	1,783.26	1,05,618	26,437.83
1	AXIS	94	76	142.97	4,052	10,851.45	0	0	2	16.54	9	4.2	5	41.37	4,144	11,056.53
2	BAND	482	598	241.54	18,781	12,014.74	25	13.40	5	4.95	1	0.2	12	3.30	19,422	12,278.13
3	FED	13	0	0	0	0	0	0	0	0	0	0	0	0	0	0
4	HDFC	109	348	108.07	7,602	3,353.43	0	0	2	0.02	0	0	7	173.52	7,959	3,635.04
5	ICICI	94	40	20.48	1,617	8,294.80	6	11.90	8	120.28	1	0.04	7	142.59	1,679	8,590.09
6	IDBI	30	26	73.21	195	341.03	0	0	3	10.84	0	0	0	0	224	425.08
7	IDFC	3	6	2.00	692	210.00	0	0	0	0	0	0	0	0	698	212.00
8	INDUS	39	6	40.18	213	1,833.95	1	3.68	0	0	0	0	0	0	220	1,877.81
9	KBL	2	0	0	1	7	0	0	0	0	0	0	0	0	1	7
10	KMB	5	0	0	17	130.03	0	0	0	0	0	0	0	0	17	130.03
11	RBL	1	0	0	0	0	0	0	0	0	0	0	0	0	0	0
12	SIB	2	11	19.70	6	38.32	0	0	0	0	0	0	17	58.02	34	116.04
13	YES	11	0	0	10	514.17	0	0	0	0	0	0	8	368.01	18	882.18
Private	Total	885	1,111	648.15	33,186	37,588.92	32	28.98	20	152.63	11	4.44	56	786.81	34,416	39,209.93
1	AU	1	0	0	0	0	0	0	0	0	0	0	0	0	0	0
2	ESAF	3	3	1.15	91	29.60	0	0	0	0	0	0	0	0	94	30.75
3	JSF	14	91	62.44	2,180	952.37	151	106.29	2	1.40	0	0	2	1.54	2,426	1,124.04
4	NESFB	167	0	0	0	0	0	0	0	0	0	0	0	0	0	0
5	UJJ	18	14	18.52	733	802.92	0	0	2	2.51	0	0	0	0	749	823.95
6	USFB	2	0	0	0	0	0	0	0	0	0	0	0	0	0	0
SFB	Total	205	108	82.11	3,004	1,784.89	151	106.29	4	3.91	0	0	2	1.54	3,269	1,978.74
1	AGVB	468	929	680.12	13,935	8,702.32	22	15.12	3	1.44	8	4.44	2	2.00	14,899	9,405.44
RRB	Total	468	929	680.12	13,935	8,702.32	22	15.12	3	1.44	8	4.44	2	2.00	14,899	9,405.44
1	AACB	67	0	0	123	45.20	0	0	0	0	0	0	0	0	123	45.20
Grand Total	Total	3,061	4,064	2,667.39	1,53,318	70,488.69	502	510.33	285	828.24	19	8.88	137	2,573.61	1,58,325	77,077.14

District wise Loans Disbursement to MINORITY COMMUNITIES report of Assam during the FY 2023-2024 upto 30.06.2023

(Amount in Rs.Lakhs)

Sl No.	District Name	Total Branch	CHRISTIANS No.	CHRISTIANS Amt	MUSLIMS No	MUSLIMS Amt.	BUDDHISTS No	BUDDHISTS Amt.	SIKHS No.	SIKHS Amt.	ZORASTRIANS No.	ZORASTRIANS Amt.	JAINS No.	JAINS Amt.	Tot Minority Disb No.	Tot Minority Disb Amt.
1	Baksa	57	66	8.68	965	506.82	1	0	3	0	0	0	0	0	1,035	515.50
2	Barpeta	124	42	69.38	17,999	7,425.79	7	6.16	3	3.9	0	0	4	87.61	18,055	7,592.84
3	Bongaigaon	61	49	103.97	5,905	3,413.97	15	13	0	0	10	4.24	7	13.55	5,986	3,548.73
4	Cachar	163	116	98.39	9,292	3,584.46	7	15.79	5	0	0	0	2	6.95	9,422	3,705.59
5	Charaideo	36	30	4.78	409	181.03	38	17.87	8	16.9	0	0	0	0	485	220.58
6	Chirang	36	87	72.10	802	886.01	0	0	0	0	0	0	0	0	889	958.11
7	Darrang	68	97	36.87	11,844	4,730.97	2	0.15	2	0	0	0	6	110.47	11,951	4,878.46
8	Dhemaji	46	28	14.34	121	102.53	10	8.9	7	1.6	0	0	0	0	166	127.37
9	Dhubri	88	67	37.13	20,546	4,388.81	2	1.15	10	0	0	0	8	100	20,633	4,527.09
10	Dibrugarh	183	170	67.31	1,046	1,346.03	34	21.94	37	30.49	1	0.61	5	18.76	1,293	1,485.14
11	Dimahasao	30	112	193.41	30	25.67	0	0	0	0	0	0	0	0	142	219.08
12	Goalpara	72	342	111.84	4,371	3,298.82	1	5	4	0	0	0	2	24.5	4,720	3,440.16
13	Golaghat	122	155	68.71	1,211	946.01	69	45.22	8	16.3	1	0.39	8	3.13	1,452	1,079.76
14	Hailakandi	45	53	23.94	8,264	1,371.59	1	0	4	0	0	0	1	4.7	8,323	1,400.23
15	Jorhat	134	154	66.82	1,233	1,492.54	85	88.97	18	136.82	0	0	10	42.22	1,500	1,827.37
16	Kamrup	175	130	59.16	12,364	3,916.54	17	22.88	16	15.25	0	0	13	136.71	12,540	4,150.54
17	Kamrupmetro	419	170	393.80	2,759	6,735.28	63	100.38	36	464.34	1	0.2	47	1,548.56	3,076	9,242.56
18	Karbianglong	65	348	180.21	296	204.95	23	3.66	1	0	0	0	1	5	669	393.82
19	Karimganj	89	59	29.62	4,240	2,005.01	1	0	2	0	0	0	1	7.78	4,303	2,042.41
20	Kokrajhar	53	637	449.03	1,483	1,352.69	0	0	3	1.9	0	0	1	34.76	2,124	1,838.38
21	Lakhimpur	93	70	48.31	2,364	1,468.81	1	0	2	1.13	5	2.98	2	0.98	2,444	1,522.21
22	Majuli	16	-	-	14	3.35	1	0.73	0	0	0	0	0	0	15	4.08
23	Morigaon	67	28	4.92	2,872	2,069.56	2	1.5	4	4	0	0	0	0	2,906	2,079.98
24	Nagaon	210	110	77.25	24,502	9,288.63	13	15.02	25	22.27	1	0.46	4	71.63	24,655	9,475.26
25	Nalbari	87	26	3.23	5,915	2,444.66	3	6.38	7	0.69	0	0	3	292.32	5,954	2,747.28
26	Sibsagar	105	75	46.79	5,224	2,724.14	35	18.17	6	21.58	0	0	3	1.74	5,343	2,812.42
27	Sonitpur	185	259	125.20	4,182	2,951.37	14	42.69	36	38.4	0	0	3	0.58	4,494	2,645.96
28	Southsalmara	12	8	7.79	2,126	423.47	1	0	1	0	0	0	0	0	2,136	431.26
29	Tinsukia	149	290	84.35	584	735.58	55	74.77	33	52.06	0	0	5	59.66	967	1,006.42
30	Udalguri	49	171	122.56	321	458.60	0	0	0	0	0	0	1	2	493	583.16
31	Westkarbi	22	115	57.50	34	5.00	1	0	4	0.61	0	0	0	0	154	63.11
Grand Total		3,061	4,064	2,667.39	1,53,318	70,488.69	502	510.33	285	828.24	19	8.88	137	2,573.61	1,58,325	77,077.14

Bankwise Progress under PMJDY Report of Assam as on date 30.06.2023

(Amount in Rs. Lakhs)

Sl No.	Bank Name	Total Branch	Rural No	Urban No	Male No	Female No	Total PMJDY No.	No of Zero Balance A/c	Amt Deposits held in the A/c	No of Rupay Card Issued	No of Rupay Card Activated	No of Aadhaar Seeded
1	BOB	67	2,10,034	1,98,524	3,55,953	4,22,700	7,78,653	1,25,081	17,086	3,06,552	1,76,049	3,07,777
2	BOI	52	50,589	1,63,221	1,21,952	91,860	2,13,812	9,885	4,663	1,88,735	1,88,735	1,28,772
3	BOM	18	5325	43,464	27,858	20,831	48,689	19,599	1,005	32,774	29,858	24,220
4	CAN	109	1,57,367	50,008	87,798	1,19,577	2,07,375	24,364	9,184	1,06,050	24,421	87,854
5	CBI	119	8,36,729	46,283	3,69,329	5,13,683	8,83,012	1,29,450	20,726	5,01,332	5,01,332	3,07,455
6	IND	114	4,70,703	2,43,292	3,04,636	4,08,962	7,13,598	82,685	21,054	3,45,448	1,68,516	1,09,927
7	IOB	31	24,336	42,990	34,838	32,977	67,815	9,414	2,551	1,945	31,205	22,993
8	PNB	295	27,00,508	13,02,700	18,97,319	21,05,889	40,03,208	1,59,687	1,97,526	21,11,639	19,72,534	7,00,830
9	PSB	14	3,028	11,422	6,489	7,961	14,450	226	468	13,170	13,170	13,170
10	SBI	388	39,33,694	28,93,557	28,98,724	39,25,263	68,23,987	1,98,269	2,33,091	67,71,274	26,48,731	11,41,517
11	UCO	142	20,38,115	96,748	9,27,553	12,04,831	21,32,384	5,36,799	30,704	2,46,591	1,51,257	6,75,271
12	UNI	87	5,37,229	99,924	2,92,298	3,44,853	6,37,151	1,80,000	11,441	1,71,301	1,66,816	3,92,447
Public	Total	1,436	1,09,67,657	51,92,133	73,24,747	91,99,387	1,65,24,134	14,75,459	5,49,499	1,07,96,811	60,72,624	39,12,233
1	AXIS	94	607	11,219	6,243	5,574	11,817	2,024	340	7,779	6,463	549
2	BAND	482	0	0	0	0	0	0	0	0	0	0
3	FED	13	0	7,559	3,462	4,097	7,559	3,553	301	6,544	5,065	116
4	HDFC	109	7,661	59,793	25,552	41,902	67,454	14,153	1,858	67,452	28,528	2,960
5	ICICI	94	1,375	6,870	4,369	3,876	8,245	1,651	181	8,245	3,094	554
6	IDBI	30	8,244	36,209	18,839	25,614	44,453	7,166	961	24,475	0	4,065
7	IDFC	3	1	35	25	11	36	19	1	14	0	36
8	INDUS	39	44	1,446	846	644	1,490	128	34	1,407	462	263
9	KBL	2	0	735	341	393	734	258	477	167	35	340
10	KMB	5	80	593	390	283	673	142	23	637	30	196
11	RBL	1	0	0	0	0	0	0	0	0	0	0
12	SIB	2	0	128	53	75	128	128	3	108	81	65
13	YES	11	1,037	1,962	1,532	1,467	2,999	1,981	23	2,982	594	51
Priv	Total	885	19,049	1,26,549	61,652	83,936	1,45,588	31,203	4,202	1,19,810	44,352	9,195
1	AU	1	0	2	2	0	2	2	0	2	2	0
2	ESAF	3	0	0	0	0	0	0	0	0	0	0
3	JSF	14	0	0	0	0	0	0	0	0	0	0
4	NESFB	167	0	0	0	0	0	0	0	0	0	0
5	UJJ	18	0	0	0	0	0	0	0	0	0	0
6	USFB	2	0	0	0	0	0	0	0	0	0	0
SFB	Total	205	0	2	2	0	2	2	0	2	2	0
1	AGVB	468	56,93,828	1,08,816	21,83,005	36,19,639	58,02,644	5,56,384	1,69,407	4,09,804	3,90,782	18,84,334
RRB	Total	468	56,93,828	1,08,816	21,83,005	36,19,639	58,02,644	5,56,384	1,69,407	4,09,804	3,90,782	18,84,334
1	AACB	67	0	0	0	0	0	0	0	0	0	0
Grand Total		3,061	1,66,80,534	54,27,500	95,69,406	1,29,02,962	2,24,72,368	20,63,048	7,23,109	1,13,26,427	65,07,760	58,05,762

District wise PMJDY report of Assam as on date 30.06.2023

(Amount in Rs.Lakhs)

Sl No.	District Name	Total Branch	Rural No	Urban No	Male No	Female No	Total PMJDY No.	No of Zero Balance A/c	Amt Deposits held in the A/c	No of Rupay Card Issued	No of Rupay Card Activated	No of Aadhaar Seeded
1	Baksa	57	5,32,727	0	2,06,172	3,26,363	5,32,535	39,651	14,907	3,01,897	1,74,496	1,72,917
2	Barpeta	124	11,72,354	3,65,357	6,99,195	9,06,313	16,05,508	1,92,662	39,841	8,50,918	4,36,011	4,91,809
3	Bongaigaon	61	2,15,036	1,43,418	1,72,120	2,44,231	4,16,351	32,382	15,996	2,68,024	1,35,752	97,748
4	Cachar	163	7,78,826	3,55,635	5,19,990	6,14,543	11,34,533	72,713	53,090	5,70,004	4,02,972	2,90,077
5	Charaideo	36	2,54,525	63,133	1,29,432	1,88,201	3,17,633	25,675	12,305	1,54,194	95,977	75,122
6	Chirang	36	3,82,992	14,870	1,55,426	2,42,299	3,97,725	26,286	11,858	2,46,570	1,22,986	1,15,027
7	Darrang	68	6,56,898	2,14,752	3,69,566	5,02,040	8,71,606	83,130	21,876	3,81,571	2,04,495	2,04,697
8	Dhemaji	46	5,63,608	1,23,863	2,94,859	3,92,486	6,87,345	46,284	18,665	3,98,583	1,89,866	1,03,142
9	Dhubri	88	13,60,609	2,76,984	6,94,757	9,42,119	16,36,876	2,22,569	34,041	6,51,097	3,08,116	3,91,913
10	Dibrugarh	183	4,77,159	2,24,512	2,92,045	4,13,727	7,05,772	62,624	28,797	4,22,855	2,71,526	1,33,116
11	Dimahasao	30	51,241	18,711	34,279	38,010	72,289	1,299	5,832	39,572	26,069	18,692
12	Goalpara	72	5,50,409	2,08,362	3,09,661	4,48,872	7,58,533	75,525	17,447	3,72,633	2,08,798	2,14,698
13	Golaghat	122	5,43,524	1,19,755	2,77,465	3,98,797	6,76,262	50,796	24,916	3,22,163	1,97,915	1,95,090
14	Hailakandi	45	3,55,031	1,46,503	2,31,561	2,80,019	5,11,580	54,679	15,474	2,28,244	1,53,340	1,66,258
15	Jorhat	134	2,82,050	2,47,025	2,24,153	3,04,884	5,29,037	50,153	17,381	3,02,892	2,06,284	1,26,911
16	Kamrup	175	8,59,140	1,07,239	4,05,181	5,60,595	9,65,776	76,462	32,929	5,79,718	3,83,450	2,52,031
17	Kamrupmetro	419	1,05,761	3,65,515	2,20,488	2,59,045	4,79,533	45,390	27,208	3,41,062	2,05,372	1,19,413
18	Karbianglong	65	2,10,839	42,728	1,13,429	1,63,892	2,77,321	13,967	11,540	92,023	49,237	63,836
19	Karimganj	89	6,61,005	82,979	3,40,256	4,03,485	7,43,741	57,025	34,152	3,42,115	2,41,451	1,97,841
20	Kokrajhar	53	5,07,434	94,195	2,73,628	3,58,356	6,31,984	75,578	19,467	3,14,937	1,34,796	2,05,894
21	Lakhimpur	93	5,74,035	2,18,579	3,52,907	4,66,201	8,19,108	51,309	30,429	5,05,988	2,85,121	1,77,479
22	Majuli	16	1,36,053	17,118	67,622	85,532	1,53,154	16,463	5,369	79,083	45,385	41,752
23	Morigaon	67	7,65,219	2,22,489	4,23,339	5,64,162	9,87,501	54,439	28,517	4,13,049	3,06,537	2,07,489
24	Nagaon	210	16,87,147	8,49,190	10,97,775	14,38,348	25,36,123	2,23,583	69,678	11,98,166	6,13,078	6,71,432
25	Nalbari	87	4,08,899	81,274	2,12,531	2,98,331	5,10,862	49,748	18,346	2,08,653	1,27,248	1,79,368
26	Sibsagar	105	2,74,148	85,984	1,59,610	2,13,293	3,72,903	22,170	18,205	2,46,865	1,55,875	98,528
27	Sonitpur	185	8,93,159	2,75,059	5,09,706	7,49,222	12,58,928	1,43,018	44,809	5,89,209	2,94,405	3,39,110
28	Southsalmara	12	2,48,294	22,247	1,05,944	1,64,548	2,70,492	37,727	4,252	1,05,506	44,025	77,043
29	Tinsukia	149	4,40,629	3,32,121	3,31,808	4,40,007	7,71,815	62,557	24,585	4,21,821	2,95,046	1,75,278
30	Udalguri	49	6,17,534	1,07,903	2,95,660	4,29,641	7,25,301	91,192	18,140	3,38,524	1,75,124	1,74,287
31	Westkarbi	22	1,14,249	0	48,841	65,400	1,14,241	5,992	3,059	38,491	17,007	27,764
Grand Total		2,994	1,66,80,534	54,27,500	95,69,406	1,29,02,962	2,24,72,368	20,63,048	7,23,109	1,13,26,427	65,07,760	58,05,762

Bankwise Progress under SOCIAL SECURITY SCHEME Report of Assam as on date 30.06.2023

SI No.	Bank Name	Total Branch	Enrolment under PMJJBY	Eligible cases under PMJJBY	Renewals under PMJJBY	Enrolment under PMSBY	Eligible cases under PMSBY	Renewals under PMSBY	Enrolment under APY	Total Enrolment No.
1	BOB	67	60,047	78,222	7,556	2,04,918	52,880	39,770	26,080	2,91,045
2	BOI	52	72,102	4,32,413	20,250	1,57,473	8,90,328	65,016	31,834	2,61,409
3	BOM	18	5,785	5,500	4,900	6,002	6,315	4,850	1,561	13,348
4	CAN	109	53,292	7,29,555	0	1,57,971	9,17,429	0	57,663	2,68,926
5	CBI	119	61,663	13,26,842	48,238	1,71,453	17,91,511	1,52,279	59,120	2,92,236
6	IND	114	96,353	84,494	7,169	1,93,739	1,90,108	12,297	59,665	3,49,757
7	IOB	31	10,681	1,69,038	6,588	28,470	2,40,475	23,018	11,117	50,268
8	PNB	295	1,84,052	22,77,370	1,22,679	6,45,860	36,95,340	5,22,899	1,24,471	9,54,383
9	PSB	14	5,588	5,588	4,153	22,958	22,958	19,350	4,546	33,092
10	SBI	388	15,30,136	53,72,448	14,69,586	34,20,212	98,28,022	32,81,383	3,97,997	53,48,345
11	UCO	142	4,27,396	23,77,061	17,539	6,67,077	31,05,864	10,083	67,319	11,61,792
12	UNI	87	62,865	11,37,878	46,562	2,07,478	14,94,063	1,69,224	35,327	3,05,670
Public	Total	1,436	25,69,960	1,39,96,409	17,55,220	58,83,611	2,22,35,293	43,00,169	8,76,700	93,30,271
1	AXIS	94	2,108	3,53,717	1,188	6,103	4,21,324	3,518	28,726	36,937
2	BAND	482	0	0	0	0	0	0	256	256
3	FED	13	1,576	43,197	0	2,657	49,315	0	271	4,504
4	HDFC	109	12,600	12,600	5,026	27,977	27,977	16,177	18,731	59,308
5	ICICI	94	52	1,06,010	1836	61	1,61,152	2691	54	167
6	IDBI	30	9,051	84,328	2,789	18,794	1,02,838	8,424	7,477	35,322
7	IDFC	3	10	51,669	4	8	51,669	4	1	19
8	INDUS	39	100	100	46	1,250	1,250	315	32	1,382
9	KBL	2	194	15,236	192	446	17,073	421	314	954
10	KMB	5	462	40,801	0	666	45,836	0	81	1,209
11	RBL	1	0	1256	0	0	1256	0	1	1
12	SIB	2	626	6,181	54	1,882	7,763	180	392	2,900
13	YES	11	152	36,850	79	202	43,413	138	21	375
Private	Total	885	26,931	7,51,945	11,214	60,046	9,30,866	31,868	56,357	1,43,334
1	AU	1	3	3	0	17	17	0	6	26
2	ESAF	3	0	0	0	5	5	0	17	22
3	JSF	14	0	0	0	0	0	0	0	0
4	NESFB	167	16	16	0	58	58	0	0	74
5	UJJ	18	0	0	0	0	0	0	0	0
6	USFB	2	0	0	0	0	0	0	0	0
SFB	Total	205	19	19	0	80	80	0	23	122
1	IPPB	26	84	84	1,037	0	0	0	0	84
Payment Bank	Total	26	84	84	1,037	0	0	0	0	84
1	AGVB	468	2,20,840	15,24,840	2,09,202	8,58,902	34,01,902	7,97,498	2,43,173	13,22,915
RRB	Total	468	2,20,840	15,24,840	2,09,202	8,58,902	34,01,902	7,97,498	2,43,173	13,22,915
1	AACB	67	4,639	3,019	3,019	11,347	9,135	9,135	62	16,048
Grand Total	Total	3,087	28,22,473	1,62,76,316	19,79,692	68,13,986	2,65,77,276	51,38,670	11,76,315	1,08,12,774

District wise SOCIAL SECURITY SCHEME report of Assam as on date 30.06.2023

Sl No.	District Name	Total Branch	Enrolment under PMJJBY	Eligible cases under PMJJBY	Renewals under PMJJBY	Enrolment under PMSBY	Eligible cases under PMSBY	Renewals under PMSBY	Enrolment under APY	Total Enrolment No.
1	Baksa	58	66,450	4,15,451	43,366	1,55,317	6,55,436	1,16,914	25,682	2,47,449
2	Barpeta	125	1,61,008	10,79,524	1,17,098	4,74,315	17,17,109	3,71,173	66,875	7,02,198
3	Bongaigaon	61	55,742	3,25,552	36,965	1,63,003	5,15,626	1,11,897	23,385	2,42,130
4	Cachar	165	1,21,953	7,91,335	88,561	3,07,613	12,76,704	2,51,443	47,358	4,76,924
5	Charaideo	37	32,040	1,69,047	25,547	76,782	3,02,718	64,330	19,164	1,27,986
6	Chirang	36	49,864	3,07,147	35,399	1,17,302	4,63,988	95,080	16,513	1,83,679
7	Darrang	68	98,950	5,28,564	73,900	2,31,365	8,80,592	1,68,328	34,603	3,64,918
8	Dhemaji	46	97,529	3,07,357	74,068	2,18,538	5,79,493	1,81,471	43,681	3,59,748
9	Dhubri	89	1,32,704	8,16,873	94,686	3,72,991	13,82,549	2,85,176	55,859	5,61,554
10	Dibrugarh	184	1,52,713	7,36,949	98,761	3,08,049	11,15,563	2,26,294	61,766	5,22,528
11	Dimahasao	30	13,972	80,779	8,397	32,907	1,19,204	24,666	6,949	53,828
12	Goalpara	73	1,05,199	4,87,872	66,596	2,60,712	8,39,834	1,99,394	35,562	4,01,473
13	Golaghat	123	1,06,205	5,13,439	78,937	2,23,418	7,25,592	1,68,596	50,821	3,80,444
14	Hailakandi	46	47,058	2,93,596	32,880	1,25,434	5,05,928	94,360	21,332	1,93,824
15	Jorhat	134	87,849	5,03,520	63,380	2,08,264	7,86,952	1,60,163	41,903	3,38,016
16	Kamrup	177	1,27,035	8,42,416	82,867	3,40,766	13,11,350	2,38,756	56,397	5,24,198
17	Kamrupmetro	419	1,24,534	14,50,853	66,142	2,77,965	23,47,442	1,59,548	75,199	4,77,698
18	Karbianglong	67	51,756	1,96,485	37,973	1,26,856	2,98,554	1,00,102	34,552	2,13,164
19	Karimganj	90	60,928	4,15,302	48,695	1,50,586	7,54,702	1,32,146	28,368	2,39,882
20	Kokrajhar	54	71,873	4,44,187	44,700	1,74,171	7,39,099	1,23,164	17,782	2,63,826
21	Lakhimpur	94	1,08,600	4,30,237	91,341	2,62,487	7,75,468	2,35,458	44,431	4,15,518
22	Majuli	17	15,053	91,448	9,610	31,604	1,57,474	24,686	9,456	56,113
23	Morigaon	68	57,985	4,21,531	38,185	1,56,894	7,57,262	1,24,296	29,211	2,44,090
24	Nagaon	213	2,61,182	12,46,458	2,16,176	6,67,691	24,35,559	5,29,789	98,736	10,27,609
25	Nalbari	87	78,549	4,50,379	43,299	1,86,236	6,94,422	1,16,629	23,943	2,88,728
26	Sibsagar	105	85,712	4,39,836	55,962	1,70,614	5,77,449	1,13,208	32,046	2,88,372
27	Sonitpur	188	2,11,560	9,64,208	1,35,019	4,43,822	15,09,558	2,95,642	85,076	7,40,458
28	Southalmara	12	12,010	1,49,766	10,400	53,872	2,44,359	43,610	5,918	71,800
29	Tinsukia	149	1,16,986	7,52,841	76,444	2,59,854	11,08,653	1,98,891	47,802	4,24,642
30	Udalguri	50	94,900	5,52,506	70,420	1,97,882	8,86,452	1,47,902	23,470	3,16,252
31	Westkarbi	22	14,574	70,858	13,918	36,676	1,12,185	35,558	12,475	63,725
Grand Total		3,087	28,22,473	1,62,76,316	19,79,692	68,13,986	2,65,77,276	51,38,670	11,76,315	1,08,12,774

**Bankwise Progress under AADHAAR Authentication Report of Assam as
on date 30.06.2023**

Sl No.	Bank Name	Total Branch	Number of operative CASA	Number of Aadhaar seeded CASA	Number of Authenticated CASA
1	BOB	67	9,54,477	4,05,571	3,70,594
2	BOI	52	3,41,367	1,28,686	1,28,686
3	BOM	18	52,643	26,107	19,449
4	CAN	109	7,54,869	4,05,900	14,019
5	CBI	119	24,84,380	6,96,160	3,79,504
6	IND	114	13,72,800	2,12,249	1,32,211
7	IOB	31	1,71,148	87,105	90,710
8	PNB	295	63,78,387	30,18,696	5,23,470
9	PSB	14	1,03,028	56,336	56,877
10	SBI	388	1,26,32,564	15,63,878	12,54,520
11	UCO	142	25,20,341	8,78,373	8,78,373
12	UNI	87	13,03,642	6,97,468	14,39,970
Public	Total	1,436	2,90,69,646	81,76,529	52,88,383
1	AXIS	94	3,90,345	41,642	1,29,777
2	BAND	482	24,88,522	64,526	39,781
3	FED	13	54,934	12,502	20,487
4	HDFC	109	2,91,866	27,977	25,569
5	ICICI	94	1,81,822	71,411	64,630
6	IDBI	30	1,21,673	23,910	7,992
7	IDFC	3	50,860	49,707	49,707
8	INDUS	39	1,27,374	42,683	66,656
9	KBL	2	8,514	4,649	90
10	KMB	5	53,266	52,404	1,636
11	RBL	1	33,967	4,083	0
12	SIB	2	8,776	5,746	8,776
13	YES	11	75,188	43,288	37,468
Private	Total	885	38,87,107	4,44,528	4,52,569
1	AU	1	1,698	153	1,504
2	ESAF	3	18,530	0	18,530
3	JSF	14	96,890	39,918	28,126
4	NESFB	167	7,51,032	1,30,361	1,30,361
5	UJJ	18	1,85,226	52,285	52,285
6	USFB	2	3,425	2,676	0
Small FB	Total	205	10,56,801	2,25,393	2,30,806
1	APBL	0	76,539	76,539	76,539
2	IPPB	26	18,79,196	14,90,627	18,79,196
Payment Banks	Total	26	19,55,735	15,67,166	19,55,735
1	AGVB	468	92,03,154	26,47,855	24,644
RRB	Total	468	92,03,154	26,47,855	24,644
1	AACB	67	3,26,924	27,064	0
Grand Total		3,087	4,54,99,367	1,30,88,535	79,52,137

District wise AADHAAR Authentication report of Assam as on date 30.06.2023

SI No.	District Name	Total Branch	Number of operative CASA	Number of Aadhaar seeded CASA	Number of Authenticated CASA
1	Baksa	58	10,00,768	3,12,300	1,45,045
2	Barpeta	125	26,31,264	8,30,156	6,60,658
3	Bongaigaon	61	9,37,623	2,47,335	1,49,702
4	Cachar	165	23,48,014	6,33,134	3,14,475
5	Charaideo	37	5,65,541	1,53,071	57,141
6	Chirang	36	7,45,782	2,09,053	1,21,999
7	Darrang	68	14,91,309	4,34,343	2,59,361
8	Dhemaji	46	12,23,317	2,92,450	2,11,371
9	Dhubri	89	23,49,975	6,83,786	3,91,177
10	Dibrugarh	184	19,05,046	4,11,915	2,81,975
11	Dimahasao	30	2,28,741	62,718	40,785
12	Goalpara	73	13,93,853	3,81,011	2,03,508
13	Golaghat	123	16,29,792	4,70,398	2,09,853
14	Hailakandi	46	9,34,697	3,34,381	2,26,809
15	Jorhat	134	14,49,033	3,82,648	2,33,458
16	Kamrup	177	24,07,728	6,04,824	3,45,718
17	Kamrupmetro	419	28,57,109	6,89,717	6,38,367
18	Karbianglong	67	7,96,827	1,99,376	1,47,598
19	Karimganj	90	15,86,542	4,72,911	1,93,726
20	Kokrajhar	54	11,08,693	3,46,500	2,64,564
21	Lakhimpur	94	14,30,192	3,53,227	1,74,705
22	Majuli	17	2,85,905	1,09,709	52,966
23	Morigaon	68	15,83,088	5,56,878	3,25,132
24	Nagaon	213	43,33,118	16,01,644	7,78,398
25	Nalbari	87	12,41,889	3,97,985	2,43,484
26	Sibsagar	105	10,65,358	3,03,074	1,58,118
27	Sonitpur	188	25,25,070	6,95,279	4,60,962
28	Southalmara	12	3,27,135	1,08,870	80,734
29	Tinsukia	149	16,69,637	4,41,247	3,35,857
30	Udalguri	50	11,73,838	3,01,881	1,91,385
31	Westkarbi	22	2,72,483	66,714	53,106
Grand Total		3,087	4,54,99,367	1,30,88,535	79,52,137

Bankwise Progress under DIGITAL TRANSACTION Report of Assam during the FY-2023-2024 upto date 30.06.2023

(Amount in Rs.Lakhs)

Sl No.	Bank Name	Total Branch	BHIM/UPI A/c	BHIM/UPI Amt.	BHIM Aadhaar A/C	BHIM Aadhaar Amt.	Bharat QR Code A/C	Bharat QR Code Amt.	IMPS A/C	IMPS Amt.	Cards (Debit & Credit) A/C	Cards (Debit & Credit) Amt.	USSD A/C	USSD Amt.
1	BOB	67	88,67,892	1,21,491.49	0	0	0	0	1,83,766	29,045.97	8,24,882	25,042.78	349	2.70
2	BOI	52	3,998	823.17	0	0	1,271	0	488	0	33,706	12,943.65	0	0
3	BOM	18	2,398	503.95	569	134.34	2,283	462.59	6,271	1,089.54	43,546	880.25	170	8.40
4	CAN	109	1,14,13,069	2,17,519.40	0	0	0	0	6	0.11	11,28,601	42,919.56	976	6.55
5	CBI	119	2,48,387	2,57,746.46	195	6.04	0	0	1,06,372	47,163.81	1,52,830	43,406.91	0	0
6	IND	114	93,28,502	1,06,221.33	0	0	0	0	2,78,225	34,157.94	15,07,433	44,855.55	0	0
7	IOB	31	0	0	0	0	0	0	0	54,69,87,600.49	66,410	12,17,09,869.80	0	0
8	PNB	295	4,73,15,765	8,19,111.02	18652	5233.99	16,503	4,498.35	35,75,757	1,39,654.19	52,09,673	2,09,071.29	0	0
9	PSB	14	1,037	40.81	0	0	211	19.54	130	20.44	90,944	1,561.01	0	0
10	SBI	388	48	0.88	18,42,34,626	28,45,362.21	0	0	921	20.29	15,287	163.62	44,34,623	96,673.75
11	UCO	142	0	0	0	0	432	12.59	21,36,328	77,551.77	20,34,349	88,893.77	0	0
12	UNI	87	1,67,74,536	2,80,637.82	4,996	187.9	0	0	11,76,832	75,346.19	1,31,205	134.16	0	0
Public	Total	1,436	9,39,55,632	18,04,096.33	18,42,59,038	28,50,924.48	20,700	4,993.07	74,65,096	54,73,91,650.74	1,12,38,866	12,21,79,742.35	44,36,118	96,691.40
1	AXIS	94	2,07,773	7,29,569.39	0	0	79,505	7,746.41	48,196	1,42,28,875.84	85,972	21,951.35	0	0
2	BAND	482	1,50,49,511	3,99,201.10	0	0	0	0	14,01,298	97,712.10	8,21,907	33,028.00	0	0
3	FED	13	1,667	121.00	0	0	0	0	5,765	1,187.00	6,776	507.00	0	0
4	HDFC	109	2,53,81,332	7,39,166.17	0	0	2,822	118.23	20,26,112	3,47,768.38	20,04,906	77,392.43	0	0
5	ICICI	94	88,006	67,726.68	0	0	78,416	27,677.89	36,852	87,803.26	26,457	6,865.14	0	0
6	IDBI	30	47,47,932	82,882.30	146	6.84	0	0	21,851	6,411.66	1,488	43.50	70	0.95
7	IDFC	3	0	0	0	0	0	0	2,121	1,343.00	367	26.00	0	0
8	INDUS	39	53,30,975	1,97,432.11	0	0	0	0	11,05,630	1,28,890.40	5,384	51.55	0	0
9	KBL	2	2,73,856	3,129.83	0	0	0	0	7,561	1,279.12	32,679	938.62	0	0
10	KMB	5	0	0	0	0	0	0	38,349	7,435.08	50,082	1,786.64	0	0
11	RBL	1	87,662	1,121.47	0	0	0	0	2,527	663.65	12,455	399.49	0	0
12	SIB	2	1,40,101	2,219.66	0	0	0	0	9,359	1,389.45	26,587	880.24	0	0
13	YES	11	10,68,984	23,324.49	150	4.75	2,920	1,902.53	3,60,208	29,653.37	1,44,923	3,865.90	0	0
Private	Total	885	5,23,77,799	22,45,894.20	296	11.59	1,63,663	37,445.06	50,65,829	1,49,40,412.31	32,19,983	1,47,735.86	70	0.95
1	AU	1	72,463	1,557.00	0	0	0	0	13,334	1,667.00	4,273	148.00	0	0
2	ESAF	3	44,531	474.83	0	0	0	0	189	26.21	2,662	102.76	0	0
3	JSF	14	3,58,826	58,18,52,955.35	0	0	0	0	22,079	13,38,07,924.02	41,539	20,17,06,408.64	0	0
4	NESFB	167	0	0	0	0	0	0	0	0	16,929	2,401.37	0	0
5	UJJ	18	12,76,960	20,626.72	0	0	0	0	26079	9242.23	2,26,657	71,45,010.68	0	0
6	USFB	2	28	1.25	0	0	0	0	112	3.25	328	12.50	0	0
SFB	Total	205	17,52,808	58,18,75,615.15	0	0	0	0	61,793	13,38,18,862.71	2,92,388	20,88,54,083.95	0	0
1	APBL	0	5,824	47,554.70	5,824	47,554.70	0	0	1,995	101.74	1,286	56.99	56	0.62
Payment Banks	Total	0	5,824	47,554.70	5,824	47,554.70	0	0	1,995	101.74	1,286	56.99	56	0.62
1	AGVB	468	50,54,684	80,606.69	0	0	0	0	6,73,259	15,533.99	6,81,214	25,706.76	0	0
RRB	Total	468	50,54,684	80,606.69	0	0	0	0	6,73,259	15,533.99	6,81,214	25,706.76	0	0
1	AACB	67	0	0	0	0	0	0	5838	292	1,19,728	17,95,920.00	0	0
Grand	Total	3,061	15,31,46,747	58,60,53,767.07	18,42,65,158	28,98,490.77	1,84,363	42,438.13	1,32,73,810	69,61,66,853.49	1,55,53,465	33,30,03,245.91	44,36,244	96,692.97

District wise DIGITAL TRANSACTION report of Assam during the FY2023-2024 upto date 30.06.2023

(Amount in Rs.Lakhs)

Sl No.	District Name	Total Branch	BHIM/UPI A/c	BHIM/UPI Amt.	BHIM Aadhaar A/C	BHIM Aadhaar Amt.	Bharat QR Code A/C	Bharat QR Code Amt.	IMPS A/C	IMPS Amt.	Cards (Debit & Credit) A/C	Cards (Debit & Credit) Amt.	USSD A/C	USSD Amt.
1	Baksa	57	8,66,542	27,914.70	38,32,434	54,000.71	2,316	494.76	1,26,770	20,033.71	1,56,399	7,349.72	50,974	1,105.00
2	Barpeta	124	78,12,699	2,70,297.01	1,07,81,059	2,02,431.59	5,501	1,229.47	5,70,669	3,33,00,139.16	3,95,293	26,74,761.07	1,38,205	3,124.87
3	Bongaigaon	61	31,30,878	3,13,35,218.71	38,78,558	71,425.22	4,309	873.31	1,95,618	2,05,29,391.17	2,82,955	1,23,21,729.04	95,186	2,147.64
4	Cachar	163	80,98,916	2,06,307.43	88,33,078	1,36,415.61	7,943	1,831.57	6,98,965	7,23,67,063.40	9,07,869	4,16,39,094.34	1,90,340	4,320.92
5	Charaideo	36	13,80,265	27,168.94	20,66,711	27,547.78	937	366.97	1,43,436	1,08,439.87	1,69,247	6,225.51	37,013	806.19
6	Chirang	36	7,02,371	35,126.48	25,67,501	41,512.65	1,469	287.96	1,08,122	1,37,823.58	1,02,084	5,385.88	73,562	1,601.85
7	Darrang	68	43,15,554	1,42,504.57	44,02,121	74,502.79	3,947	872.61	2,95,031	7,95,150.66	2,68,130	39,648.29	57,750	1,350.82
8	Dhemaji	46	26,35,918	65,111.86	51,63,021	69,820.13	2,284	600.81	2,18,906	3,64,180.16	1,94,177	56,956.99	54,944	1,300.15
9	Dhubri	88	43,31,147	1,55,306.20	69,68,835	1,40,933.52	3,330	644.66	4,69,863	5,87,299.98	3,59,256	75,850.87	62,279	1,871.76
10	Dibrugarh	183	81,34,980	1,63,344.27	96,65,142	1,31,700.64	10,661	2,322.06	7,49,560	12,11,66,790.61	12,37,270	1,00,78,203.01	3,49,298	7,068.56
11	Dimahasao	30	5,99,057	17,969.68	16,85,270	28,199.88	958	180.25	30,253	1,19,612.75	77,693	27,779.01	24,061	660.60
12	Goalpara	72	27,34,384	1,21,567.00	40,78,937	83,970.39	3,448	1,302.07	2,60,907	3,43,805.88	2,30,236	82,450.46	45,842	1,240.53
13	Golaghat	122	57,01,636	3,88,15,275.75	61,83,093	81,840.28	3,751	1,057.32	4,62,558	2,50,85,568.90	6,39,851	3,36,27,220.66	1,38,893	3,092.93
14	Hailakandi	45	30,32,148	72,517.12	31,37,774	42,309.90	1,205	237.24	1,75,752	99,784.96	1,79,815	44,672.93	25,050	641.37
15	Jorhat	134	62,00,713	5,94,98,588.83	67,71,588	86,814.32	7,837	1,722.23	4,77,535	3,81,06,273.27	8,33,320	2,01,16,952.66	2,89,843	5,739.43
16	Kamrup	175	75,24,428	3,99,50,688.50	78,76,335	1,27,894.01	7,722	1,548.11	5,17,723	7,69,30,633.71	7,39,605	3,18,01,567.19	1,82,214	4,041.17
17	Kamrupmetro	419	3,01,64,957	6,38,61,283.48	2,21,46,065	3,55,946.59	64,269	13,320.04	28,00,860	3,53,84,699.23	32,97,022	3,17,48,499.06	11,87,847	25,250.68
18	Karbianglong	65	11,59,887	38,854.20	44,53,364	68,715.37	1,606	391.97	99,884	1,34,972.24	1,46,832	1,01,877.53	71,175	1,802.58
19	Karimganj	89	62,24,448	1,78,692.25	52,67,509	92,493.55	3,674	771.11	4,71,680	4,43,841.78	4,76,080	91,797.95	54,505	1,458.73
20	Kokrajhar	53	10,16,308	51,538.37	40,43,797	64,326.72	2,346	460.31	1,58,678	4,48,778.81	1,43,277	38,491.09	85,455	2,080.91
21	Lakhimpur	93	47,11,748	1,09,260.99	72,35,736	1,02,143.71	2,990	765.70	4,17,802	2,68,46,061.12	4,10,728	29,58,518.17	79,788	1,840.02
22	Majuli	16	9,22,880	18,306.41	8,86,669	10,023.18	874	170.86	90,610	78,153.09	1,60,483	6,479.63	8,618	193.59
23	Morigaon	67	53,55,193	1,46,410.44	25,27,560	46,650.42	3,322	894.57	4,05,505	2,75,37,947.58	4,13,011	76,25,450.32	40,379	944.76
24	Nagaon	210	1,33,25,480	5,79,47,463.12	1,45,37,660	2,45,688.83	10,977	3,435.83	11,72,449	1,31,21,256.24	10,44,996	2,34,99,946.44	2,03,201	5,048.36
25	Nalbari	87	24,76,985	71,990.05	41,08,388	65,494.66	2,684	1,054.59	2,03,820	1,81,85,219.60	2,73,012	13,34,604.96	99,710	2,027.06
26	Sibsagar	105	44,52,226	29,22,89,478.52	58,02,321	79,094.45	4,553	1,161.88	3,52,172	10,23,31,862.43	5,68,777	10,20,97,495.66	2,26,136	4,750.90
27	Sonitpur	185	74,26,157	1,92,677.62	1,16,78,815	1,62,300.51	8,968	2,059.89	7,88,371	6,11,84,033.66	9,12,437	32,98,677.13	3,35,704	6,481.41
28	Southsalmara	12	51,210	23,544.43	9,64,259	29,598.52	1,103	170.53	34,198	2,41,520.07	11,538	613.66	4,154	167.88
29	Tinsukia	149	77,13,311	1,77,245.67	66,05,730	93,507.86	7,726	1,942.99	6,30,412	1,99,64,515.56	8,01,117	75,16,170.03	1,62,294	3,184.82
30	Udalguri	49	5,80,758	36,475.95	44,85,920	58,629.77	1,653	266.46	1,23,345	2,00,827.45	1,03,532	78,026.17	48,671	1,013.83
31	Westkarbi	22	3,63,563	5,638.52	16,29,908	22,557.21	-	-	22,356	1,172.86	17,423	750.48	13,153	333.65
Grand Total		3,061	15,31,46,747	58,60,53,767.07	18,42,65,158	28,98,490.77	1,84,363	42,438.13	1,32,73,810	69,61,66,853.49	1,55,53,465	33,30,03,245.91	44,36,244	96,692.97

STATUS OF RURAL SELF EMPLOYMENT TRAINING INSTITUTES DURING THE FY(2023-24)

There are 26 RSETIs in Assam. The performances of the RSETIs during the **FY(2023-24)** upto 30.06.2023, are as under:-

PERFORMANCE OF RSETI IN ASSAM: BANK-WISE & DISTRICT-WISE							
FOR THE PERIOD FROM 01.04.2023 to 30.06.2023							
Sl No.	Bank	RSETI District	TOTAL TRAINED	TOTAL SETTLED	TOTAL SETTLED %	CREDIT LINKAGE	CREDIT LINKAGE % (G/E*100)
(A)	(B)	(C)	(D)	(E)	(F)	(G)	(H)
1	AGVB	BONGAIGAON	55	54	98.18%	31	57.41%
2	AGVB	JORHAT	62	9	14.52%	1	11.11%
3	AGVB	KAMRUP	116	32	27.59%	5	15.63%
4	AGVB	KAMRUP (METRO)	97	15	15.46%	15	100.00%
5	AGVB	SONITPUR	21	12	57.14%	0	0.00%
6	CBI	TINSUKIA	40	38	95.00%	31	81.58%
7	PNB	CACHAR	172	141	81.98%	62	43.97%
8	PNB	DHEMJI	132	28	21.21%	13	46.43%
9	PNB	DIBRRUGARH	70	67	95.71%	0	0.00%
10	PNB	GOLAGHAT	138	91	65.94%	18	19.78%
11	PNB	KARIMGANJ	170	88	51.76%	44	50.00%
12	PNB	LAKHIMPUR	157	13	8.28%	4	30.77%
13	PNB	MORIGAON	119	53	44.54%	0	0.00%
14	PNB	SIVSAGAR	126	85	67.46%	0	0.00%
15	SBI	BAKSA	72	26	36.11%	6	23.08%
16	SBI	CHIRANG	109	27	24.77%	3	11.11%
17	SBI	DIMA HASAO	185	69	37.30%	18	26.09%
18	SBI	KARBI ANGLONG	172	39	22.67%	24	61.54%
19	SBI	UDALGURI	144	49	34.03%	2	4.08%
20	UCO	BARPETA	132	35	26.52%	35	100.00%
21	UCO	DHUBRI	195	142	72.82%	75	52.82%
22	UCO	GOALPARA	228	223	97.81%	70	31.39%
23	UCO	KOKRAJHAR	202	48	23.76%	8	16.67%
24	UCO	DARRANG	156	78	50.00%	78	100.00%
25	UCO	NALBARI	165	10	6.06%	0	0.00%
26	RUDSETI	NAGAON	169	52	30.77%	9	17.31%
TOTAL:			3,404	1,524	44.77%	552	36.22%

ALLOTMENT OF NEW RSETIs: Opening of New RSETIs in 7-Districts of Assam:

SLBC has assigned the task of opening RSETIs in 7 Districts to the following 5 Banks: -

<u>ALLOTMENT OF NEW RSETIs: Opening of New RSETIs in 7-Districts of Assam:</u>			
SI No.	NAME OF DISTRICTS	NAME OF THE BANK GIVEN CONSENT FOR CONSIDERATION	STATUS AS ON 30.06.2023
1	Biswanath	HDFC	We would like to humbly place that HDFC Bank has never been allotted RSETI in any state in India and RSETIs are managed by the Lead banks only in all districts which is a PSU Bank. As we do not have the requisite expertise in this field to run an RSETI, we would like to request you if this responsibility can be assigned to any PSU Bank in the district of Biswanath in Assam.
2	Charaideo	PNB	Not given by Bank
3	Hailakandi	PNB	Not given by Bank
4	Hojai	PNB	Not given by Bank
5	Majuli	ICICI	Unable to set up, as we don't have any presence in Majuli.
6	South Salmara	UCO	We have committed for taking the responsibility for RSETI in SS Mankachar district, but we have not received any formal letter in this regard.
7	West Karbi Anglong	SBI	Letter No. SBI/LHO/SLBC/RSETI/2022-23/34 dt. 30.07.2022 written to ASRLM to provide rent free Govt. premises till construction of new RSETI building on Govt. allotted land. Reply is awaited from ASRLM.

REPORT ON CONDUCT OF FLCs BY RURAL BANK BRANCHES DURING FY(2023-2024) FOR ASSAM

Sl No.	District Name	No of rural branches in district	No. of camps conducted during the June'23 Quarter of FY(2023-24)	No. of camps conducted during the Sept'23 Quarter of FY(2023-24)	No. of camps conducted during the Dec'23 Quarter of FY(2023-24)	No. of camps conducted during the Mar24 Quarter of FY(2023-24)	Total No. of Camps during the FY(2023-24)
1	BAKSA	57	32				32
2	BARPETA	63	115				115
3	BISWANATH	34	11				11
4	BONGAIGAON	23	0				0
5	CACHAR	88	0				0
6	CHIRANG	23	8				8
7	CHORAIDEO	23	48				48
8	DARRANG	39	20				20
9	DHEMAJI	23	43				43
10	DHUBRI	41	98				98
11	DIBRUGARH	91	48				48
12	GOALPARA	13	2				2
13	GOLAGHAT	43	33				33
14	HAILAKANDI	71	10				10
15	HOJAI	18	48				48
16	JORHAT	20	22				22
17	KAMRUP	54	84				84
18	KAMRUP METRO	135	21				21
19	KARBI ANGLONG	39	27				27
20	KARIMGANJ	39	12				12
21	KOKRAJHAR	54	76				76
22	LAKHIMPUR	33	26				26
23	MAJULI	53	94				94
24	MORIGAON	15	28				28
25	NAGAON	41	34				34
26	NALBARI	91	23				23
27	NORTH CACHAR HILLS	58	24				24
28	SIVSAGAR	56	14				14
29	SONITPUR	59	24				24
30	SOUTH SALMARA	8	18				18
31	TINSUKIA	58	19				19
32	UDALGURI	30	155				155
33	WEST KARBI ANGLONG	22	8				8
Grand Total		1,515	1225				1225

NOT YET

DCC & DLRC Meeting Status for Districts of Assam for/upto June,2023 quarter

Sl.No.	Name of the District	Lead Bank Name	Sep-23		Dec-23		Mar-23		Jun-23	
			DCC	DLRC	DCC	DLRC	DCC	DLRC	DCC	DLRC
1	Baksa	SBI	01.12.2022	01.12.2022	08.06.2023	08.06.2023	08.06.2023	08.06.2023	14.08.2023	14.08.2023
2	Barpeta	UCO	22.12.2022	22.12.2022	14.06.2023	14.06.2023	14.06.2023	14.06.2023		
3	Biswanath	UCO	19.04.2023	19.04.2023	19.04.2023	19.04.2023	17.08.2023	17.08.2023	17.08.2023	17.08.2023
4	Bongaigaon	SBI	21.12.2022	21.12.2022	03.08.2023	03.08.2023	03.08.2023	03.08.2023	03.08.2023	03.08.2023
5	Cachar	PNB	20.05.2023	20.05.2023	20.05.2023	20.05.2023	20.05.2023	20.05.2023	24.08.2023	24.08.2023
6	Charaideo	PNB	10.11.2022	10.11.2022	03.04.2023	03.04.2023	16.06.2023	16.06.2023	04.08.2023	04.08.2023
7	Chirang	SBI	05.12.2022	05.12.2022	27.02.2023	27.02.2023	16.06.2023	16.06.2023	11.08.2023	11.08.2023
8	Darrang	UCO	13.12.2022	13.12.2022	28.02.2023	28.02.2023	21.06.2023	21.06.2023		
9	Dhemaji	PNB	13.12.2022	13.12.2022	14.03.2023	14.03.2023	07.07.2023	07.07.2023		
10	Dhubri	UCO	27.01.2023	27.01.2023	04.04.2023	04.04.2023				
11	Dibrugarh	PNB	29.12.2022	29.12.2022	23.06.2023	23.06.2023	23.06.2023	23.06.2023	11.08.2023	11.08.2023
12	Dima Hasao	SBI	22.12.2022	22.12.2022	24.03.2023	24.03.2023	12.06.2023	12.06.2023		
13	Goalpara	UCO	22.12.2022	22.12.2022	29.03.2023	29.03.2023	28.06.2023	28.06.2023	30.08.2023	30.08.2023
23	Golaghat	PNB	07.01.2023	07.01.2023	26.05.2023	26.05.2023	26.05.2023	26.05.2023	23.08.2023	23.08.2023
15	Hailakandi	PNB	05.01.2023	05.01.2023	30.03.2023	30.03.2023	27.06.2023	27.06.2023		
16	Hojai	PNB	20.03.2023	20.03.2023	20.03.2023	20.03.2023				
17	Jorhat	PNB	27.12.2022	27.12.2022	03.03.2023	03.03.2023	20.05.2023	20.05.2023	21.08.2023	21.08.2023
18	Kamrup (Rural)	UCO	13.03.2023	13.03.2023	13.03.2023	13.03.2023	26.06.2023	26.06.2023	29.08.2023	29.08.2023
19	Kamrup (Metro)	UCO	10.03.2023	10.03.2023	10.03.2023	10.03.2023	27.04.2023	27.04.2023		
20	Karbi Anglong	SBI	19.12.2022	19.12.2022	23.03.2023	23.03.2023	08.06.2023	08.06.2023	10.08.2023	10.08.2023
21	Karimganj	PNB	27.01.2023	27.01.2023	20.05.2023	20.05.2023	20.05.2023	20.05.2023	30.08.2023	30.08.2023
22	Kokrajhar	UCO	17.11.2022	17.11.2022	16.03.2023	16.03.2023	30.06.2023	30.06.2023		
23	Lakhimpur	PNB	07.01.2023	07.01.2023	15.03.2023	15.03.2023	03.07.2023	03.07.2023	10.08.2023	10.08.2023
24	Majuli	PNB	12.04.2023	12.04.2023	12.04.2023	12.04.2023	22.05.2023	22.05.2023	24.08.2023	24.08.2023
25	Morigaon	PNB	25.04.2023	25.04.2023	25.04.2023	25.04.2023	28.07.2023	28.07.2023	28.07.2023	28.07.2023
26	Nagaon	PNB	29.12.2022	29.12.2022	22.03.2023	22.03.2023	22.06.2023	22.06.2023		
27	Nalbari	UCO	21.12.2022	21.12.2022	24.03.2023	24.03.2023				
28	Sibsagar	PNB	16.02.2023	16.02.2023	16.02.2023	16.02.2023	16.06.2023	16.06.2023	09.08.2023	09.08.2023
29	Sonitpur	UCO	29.12.2022	29.12.2022	22.03.2023	22.03.2023	17.08.2023	17.08.2023	17.08.2023	17.08.2023
30	South Salmara	UCO	04.04.2023	04.04.2023	04.04.2023	04.04.2023				
31	Tinsukia	PNB	07.12.2022	07.12.2022	29.03.2023	29.03.2023	28.06.2023	28.06.2023		
32	Udalguri	SBI	20.12.2022	20.12.2022	24.05.2023	24.05.2023	24.05.2023	24.05.2023	22.08.2023	22.08.2023
33	West Karbi	SBI	19.12.2022	19.12.2022	23.03.2023	23.03.2023	08.06.2023	08.06.2023	10.08.2023	10.08.2023

I/224076/2023

GOVERNMENT OF ASSAM
FINANCE (INSTITUTIONAL FINANCE) DEPARTMENT
DISPUR, GUWAHATI-06

No. 268138/133

From : The Director,
Finance (IF) Department

To : The Chief General Manager,
State Bank of India, SLBC, Assam
North East Circle, Dispur.

Sub : Approved minutes of the SLBC meeting for March, 2023 Quarter, held
on 23.06.2023.

Ref : Your email dated 04.07.2023

Sir,

I am directed to send herewith the minutes of the State Level Bankers' Committee meeting for March, 2023 quarter held on 23.06.2023, duly approved by the Chief Secretary, Assam and Chairman SLBC.

You are requested kindly to submit the Action Taken report of the action points mentioned in the aforesaid minutes of the meeting to this Department at the earliest.

Encl: As stated above.

Yours faithfully,

Signed by Eva Deka

Date: 10-07-2023 16:41:08

Finance (IF) Department

Memo No. 268138/133-A

Copy to:

1. The Secretary, Coordination, O/o the Chief Secretary, Assam, Dispur, Guwahati-06, for information.
2. P.S. to Chief Secretary to the Govt. of Assam, Dispur, Guwahati-06, for kind appraisal of the Chief Secretary.
3. P.S. to Principal Secretary to the Govt. of Assam, Finance Department, Dispur, Guwahati-06, for kind appraisal of the Principal Secretary.
4. P.S. to Commissioner & Secretary to the Govt. of Assam, Finance Department, Dispur, Guwahati-06, for kind appraisal of the Commissioner & Secretary.

By Order etc;

(e-Signed)

Director

Finance (IF) Department

MINUTES OF ASSAM STATE LEVEL BANKERS' COMMITTEE MEETING FOR MAR'23 QUARTER, HELD ON 23.06.2023, IN ASSAM ADMINISTRATIVE STAFF COLLEGE, KHANAPARA, GUWAHATI

Assam SLBC Meeting for Mar'23 quarter, was held on 23.06.2023 at Assam Administrative Staff College, Khanapara, Guwahati. The meeting was chaired by Shri Paban Kumar Borthakur, IAS, Chief Secretary, Govt. of Assam and co-chaired by Shri Vincent M.D., CGM, SBI. The Meeting was attended by the senior officials of RBI, NABARD, SIDBI, member Banks, Deputy Commissioner of Aspirational Districts (Virtual Mode), line departments of Government of Assam and representatives of other agencies. The following notable dignitaries attended the meeting:

1. Dr. Ashish Kumar Bhutani, IAS, Addl. Chief Secretary, Agriculture, Govt. of Assam
2. Shri Samir Kumar Sinha, IAS, Principal Secretary, Finance, Govt. of Assam
3. Shri Jayant Narlikar, IAS, Commissioner & Secretary, Finance, Govt. of Assam
4. Smt. Sushmita Phukan, Chief General Manager, RBI Guwahati
5. Shri Naveen Dhingra, Chief General Manager, NABARD, Guwahati
6. Smt. Suranjana Dutta, General Manager, SBI & SLBC Convenor

All other officials present in the meeting is placed in "Annexure-I"

Shri Hemant Gadge, DGM, SLBC, on behalf of SLBC, welcomed all the participants of the SLBC meeting.

Shri Vincent M.D., CGM, SBI and SLBC Convenor, welcomed and extended warm greetings to all the participants. He delivered a comprehensive review of major areas of financial activities of the banking system in Assam. He spoke in detail elaborating upon the level of resilience & strength of banking infrastructure in the State of Assam and the progress made by the banks in parameters like CD Ratio, Annual Credit Plan (ACP), Priority Sector Advances, MUDRA, PMEGP and the progress made under PM SVANidhi, KCC Saturation drive

under animal husbandry, fisheries, and Social Security Schemes. However, he expressed his concern about NPA level in PMEGP and PMSVANidhi. He urged all member banks and LDMs to push Jan Suraksha Campaign as it has been extended by 1 month i.e. upto 31.07.2023. He also advised the house about the 14 low priority sector lending districts and request them to avail the benefits of 125% credit weightage for these 14 districts RBI's Circular dated September 04, 2020.

Shri Naveen Dhingra, CGM, NABARD, applauded the Bankers for improvement in CD Ratio in the State during the last Financial Year. He expressed his concern on under achievement of Banks in Crop Loan disbursement. He stressed upon the need of driving Agriculture Credit Sector through credit support to small tea growers and temporary workers employed with large tea growers. He informed the house that 18 districts of Assam state had been identified under Oil Farm Mission scheme of Govt. of India and urged the Banks to lend their support to make the scheme a success.

Smt. Sushmita Phukan, CGM, RBI, also lauded the bankers for putting up a good show towards improvement of CD Ratio. She informed the House about the campaign launched for claiming of unclaimed deposits "100 days 100 pays" and asked Banks to drive the initiative. She expressed concern about the low ATM penetration in 13 districts of the state and asked LDMs to oversee the performance in DCC meetings and submit report to SLBC.

(Action Point: All LDMs)

Dr. Ashish Kumar Bhutani, IAS, Addl. Chief Secretary, Agriculture, Govt. of Assam, in his opening remarks, expressed concern regarding under performance of Crop Loans and allied activities despite the target being low. He urged the Banks to drive PM KISAN Scheme by extending loans to beneficiaries under the scheme. He also urged the Banks to complete Aadhar seeding in all eligible PM Kisan Beneficiaries by 30.06.2023 so that all eligible beneficiaries in time to receive the benefit. He further asked member Banks to increase PMFBY coverage. He asked Banks to promote Agri Infrastructure Fund (AIF) scheme and convert all eligible AIF proposals.

(Action Point: All Banks)

Shri Paban Kumar Borthakur, IAS, Chief Secretary, Govt. of Assam, was appreciative of improved CD Ratio but he sought further improvement especially in Low performing districts and Banks. He called for contribution from every member Bank in achievement of targets under ACP and GSS. He expressed concerns on the huge number of rejections of priority sector advances.

AGENDA PRESENTATION:

Shri Joy Chandra Chakma, AGM, SLBC, Assam, presented the agenda of the meeting. Some of the notable observations made in the deliberation are given below:

CREDIT DEPOSIT RATIO:

Chief Secretary asked for responses and strategies for improvement from the banks and LDMs of the districts with CD Ratio less than 50% for achieving the National Benchmark and report to SLBC. LDM, Karimganj assured to achieve 40% CD Ratio by September'23 and 60% by March'24. Further, Chief Secretary asked the Branch Managers of 5 low performing branches about the reasons and difficulties faced by them and the way forward. The branches were asked to develop strategies for shoring up credit growth and achieve CD Ratio of 60% by year end.

(Action Point: Banks below 50% CD Ratio (Canara Bank, Indian Bank, IDBI, RBL CBI, PNB, PSB, UCO, Union, SIB, Ujjivan, AGVB, KMB, AU, JSF, Utkarsh, Apex), LDMs of Districts below 40% CD Ratio (Karimganj, Dimahasao)

ACP & PRIORITY SECTOR ADVANCES

The house was informed that all banks had achieved 127% of ACP Target during FY 2022-23. Chief Secretary, Govt. of Assam asked the strategies for achievement of targets from the underperforming banks. Chairman, AGVB raised the issue of disproportionate target allocation to the branches as compared to their scale. Chief Secretary was informed that ACP Target was distributed by the LDMs among the Banks after due consultation with the banks in DCC meeting. Principal Secretary, Finance suggested to convene a special DLCC meeting to redress the issue of disproportionate allocation of targets under ACP.

(Action point: All LDMs, Utkarsh, Apex Cooperative, Ujjivan, ESAF, Punjab & Sind Bank, IOB, BOI, AGVB, IDBI, JSF, BOB, CBI, IDFC, BOM)

Principal Secretary, Finance emphasized on strengthening the mechanism for implementation of ACP especially with regard to MSME. He informed the house that the Govt of Assam wanted Bankers to especially focus on Micro and small enterprises. Mukhya Mantri Sva-Niyojan Mission launched by the Govt of Assam for creating employment in MSME sector was discussed in the meeting. Commissioner, Industries & Commerce Dept. highlighted that the loans are mostly disbursed in the later part of the FY 2022-23 and higher proportion is of term loans as compared to Working Capital Loans.

Chief Secretary, Govt. of Assam wanted to know the reason behind the gap from the concerned Department. Principal Secretary, Finance raised the issue of abysmally small ticket size of loans under priority sector in the state of Assam. He requested the Chief Secretary, Govt. of Assam for formation of a sub-committee on MSME. The house was informed about three new schemes launched by Govt of Assam for MSMEs which are Mukhya Mantrir Laghu Udyog Udaoni Aachoni, Chief Minister's MSME Interest Subvention Scheme and Assam Credit Guarantee to Micro & Small Enterprises Scheme. The Commissioner, Industries & Commerce Dept. requested for waiver of CIBIL scores for small ticket loans. CGM SBI informed that Banks are relaxing CIBIL requirement in Settled Credit Card dispute cases.

(Action point: Industries & Commerce Department, Govt. of Assam)

The ACP Target for FY 2023-24 were approved in the house for onward circulation among the member Banks and stakes holders.

(Action point: SLBC, All Member Banks)

GOVERNMENT SPONSORED SCHEMES (GSS):

Chief Secretary took serious note of non-financing in Govt. Sponsored Schemes by Banks in the State and urged them to improve their performance in this fiscal. CGM, SBI suggested house not to reward such Banks with deposits who are not doing GSS.

(Action point: All Nil GSS sanctioned Banks. AXIS, BAND, FED, HDFC, ICICI, IDFC, INDUS, KBL, KMB, RBL, SIB, YES, AU, ESAF, JSF, NESFB, UJJ, USFB, APEX)

PMFME

The Industries and Commerce Department raised the issue of high rejection ratio of PMFME proposals in Assam. Chief Secretary asked the Department to involve the DCs to follow up the cases in DCC meetings. CGM, SBI suggested that the PMFME proposals should be distributed in proportion to the density of the branches in a particular area. He pointed out that a proper tracking mechanism could be developed to monitor the fate of the proposals.

(Action point: Industries and Commerce Department, Govt. of Assam, All Member Bank)

The Targets for FY 2023-24 under NRLM, NULM, PMFME & PMEGP were approved in the house for onward circulation among the member Banks and stakes holders.

(Action Point: SLBC)

PM SVANidhi

CGM SBI requested house to ensure maximum disbursement. Further, he asked the House for proportionate allocation of targets.

(Action point: PMSVANidhi Department, Govt. of Assam, All Member Banks)

RSETI:

House was informed that SLBC conducted a sub-committee meeting on 17.05.2023 in which status of all 7 banks had been discussed for performance and progress of setting up of new RSETIs. Official from ASRLM Department informed that money from MoRD had been received and reimbursements of all pending bills are on course. State Director, RSETI raised his concerns on RSETI Infrastructure, Reimbursement of training cost to Banks and Credit Linkage for RSETI Candidates. All RSETI buildings need to be completed by 31.12.2023 as per MoRD. He informed that Reimbursement of training cost will be completed soon. He further informed the House that Credit linkage support of 70% and settlement of 100% has been set as the new benchmark by MoRD. Chief Secretary enquired about the monitoring mechanism of the quality of training.

(Action point: RSETI, ASRLM, All RSETI Sponsored Banks)

100% DIGITIZATION OF MAJULI DISTRICT AND IDENTIFICATION OF DIGITAL DISTRICT FOR 3rd PHASE:

Under performing Banks were asked to achieve 100% digitization by 31.07.2023.

Charaideo district was identified as the new Digital District in the SLBC Sub-committee meeting on 02.06.2023. Punjab National Bank is the lead bank for Charaideo district. The house approved that PNB would be Nodal Bank for newly identified Digital District Charaideo. Further, it was decided that all banks would have to complete the task of 100% digitization by 31.12.2024.

(Action point: Canara, PNB, AGVB, All Banks operating in Charaideo District)

ASPIRATIONAL DISTRICTS' (ADs) & MISSION UTKARSH DISTRICT

Chief Secretary reviewed the work done by LDMs in the aspirational districts. CGM SBI asked SLBC to prepare data of achievement of targets by the Banks under various parameters in the Aspirational Districts. He informed about the concept of Aspirational Blocks in the state of Assam similar to erstwhile Aspirational Districts and asked Bankers to provide satisfactory credit support to the selected blocks.

(Action point: SLBC, LDMs of Aspirational Districts and Mission Utkarsh District)

FINANCIAL INCLUSION MEASURES IN TEA ESTATES OF ASSAM

CGM, SBI informed that the desired support from the Tea Garden management is not encouraging in terms of infrastructure like space and power connection. He suggested that an alternative could be deployment of mobile ATMs. Chief Secretary urged the house to streamline the issues with joint effort and assured all support from Govt of Assam.

(Action point: PNB, UCO, SBI, INDIAN,BOB, ICICI, CBI, UNION)

PM-KISAN

Principal Secretary, Govt. of Assam informed the house that so far 9.5 lakh beneficiary accounts had been linked to AADHAR. Additional 1.5 Lakhs accounts was decided to be linked with Aadhar by 30.06.2023. The list of beneficiaries was already available with DCs and LDMs were asked to distribute the same among the various Banks for expediting the Aadhar linkage of beneficiary accounts.

(Action point: All Member Banks)

PRADHAN MANTRI FASAL BIMA YOJNA

CGM, SBI urged all member banks to focus on the product and to handhold the customers to avail the benefit of the scheme.


(Action point: All Member Banks)

UNBANKED VILLAGE ALLOCATION

SLBC requested the house to exclude villages with a population of less than 100 people. AGVB flagged their concern in front of the house regarding the economic unviability of the CSPs because of lower transactions in these scantily populated villages. The house was requested to approve deletion of those villages from the list so that the same may be conveyed to DFS for implementation. Chief Secretary was of the view that the matter needed further analysis and deliberation.

(Action point: SLBC)

The meeting ended with a vote of thanks by the AGM, SLBC, Assam.


Chief Secretary, Govt. of Assam
& Chairman, SLBC, Assam

Chief Secretary
Govt. of Assam

ANNEXURE I			
(A) RBI, NABARD, SIDBI, NEDFI:			
Sl. No.	NAME	ORGANISATION	DESIGNATION
1	Shri Vincent M.D.	SBI	CGM
2	Smt. Sushmita Phukan	RBI	CGM
3	Smt. Saba Shaikh	RBI	GM
4	Shri Aloka Ranjan	RBI	DGM
5	Shri Naveen Dhingra	NABARD	CGM
6	Shri Tapas Sankar Rout	NABARD	DGM
7	Shri Shyamal Kumar Dey	NABARD	AGM
8	Shri Pradeep Kr Nath	SIDBI	DGM
9	Shri AbhigyanKakati	SIDBI	BA-EDII, SCDF
10	Shri Revant Bhattacharjee	SIDBI	PMU Manager
Sl. No.	NAME	ORGANISATION	DESIGNATION
1	Shri Paban Kumar Borthakur, IAS	Govt. of Assam	Chief Secretary
2	Dr. Ashish Kumar Bhutani, IAS	Agriculture, Govt. of Assam	Additional Chief Secretary
3	Shri Samir Kr. Sinha, IAS	Finance Dept.	Principal Secretary
4	Shri Jayant Narlikar, IAS	Finance Dept.	Commissioner & Secretary
5	Smt. Laya Madhuri, IAS	Finance Dept.	Secretary
6	Smt. Eva Deka	Finance (IF) Dept.	Director
7	Shri Prafulla Morang	Finance (IF) Dept.	Section Officer
8	Smt. Kasturi Barman	Finance (IF) Dept.	Asst. Section Officer
9	Smt. Barsha Sonowal	Finance (IF) Dept.	Banking Expert
10	Shri Gyanendra Tripathi	Revenue & DM Dept.	Principal Secretary
11	Shri Bhaskar Pegu	Agriculture Dept.	Director
12	Shri Kailash Talukdar	Agriculture Dept.	Agriculture Market Expert
13	Shri Makibur Rehman	Agriculture Dept.	Nodal Officer PMFBY
14	Dr. Atul Ch. Sarma	Agriculture Dept.	JDA(C&F)
15	Shri A.C Deori	AH &Vety Dept.	Secy, GoA, AH& Vet Dept.
16	Shri Rahul Jair	AH &Vety Dept.	Director

17	Smt. Krishna Baruah	ASRLM	SMD
18	Dr. Himadri Konch	ASRLM	COO-Prog
19	Shri Debashish k Baruah	NULM	State Project Manager
20	Shri Gouranga Ghose	Commissionerate of Taxes	Joint Comm of Taxes
21	Smt. Anjali Singh	Commissionerate of Taxes	IT Officer
22	Shri Rituraj Bora	Cooperation Dept.	Secretary
23	Shri Rubul Talukdar	Commissionerate of Transport	Joint Commissioner
24	Shri Harif Noorani	Commissionerate of Transport	Joint Secretary
25	Shri Naveen Thaduri	Department of Telecom GOI	ADG
26	Shri Rakesh Kumar, IAS	Dept. of Fishery	Commissioner & Secretary
27	Smt. Kavyashree Mahanta	Dept. of Fishery	Secretary
28	Shri Ratul Sarma	Dept. of Fishery	Nodal Officer KCC (Fishery)
29	Shri Siddhartha Gogoi	Directorate of IT	Sr. Consultant
30	Shri Ranjit Sarmah	Directorate of IT	
31	Smt. Kalpana Deka	Directorate of Higher Education	Joint Secretary
32	Dr. Lakshmanan S	Commissionerate of Industries & Commerce	Secretary
33	Smt Antara P P Bhattacharjee	Commissionerate of Industries & Commerce	Joint Secretary
34	Shri Ranjan Kr Bhattacharjya	Commissionerate of Industries & Commerce	Addl. Director (FP)
35	Shri Kamaljyoti Bhuyan	Industries Commerce & PE Dept.	Officer on Special Duty
36	Shri Dhrubajit Sarma	PMFME, AIDC	State Lead
37	Shri Richard Ahmed	Do Housing & Urban Affairs	Joint Secretary
38	Shri Aman Deep	KVIC	Director
39	Shri Subir Kr Deb	KVIC	Retd. Bank Official
40	Shri Sukesh Ch. Das	MSME-DFO, Ghy	Asst. Director
41	Shri Tophan Mahalik	NHB	Deputy Manager
42	Shri Pankaj Kr Baruah	RSETI	State Director
43	Dr. P.N Konwar	Assam Live Stock & Poultry Corporation Ltd	GM

44	Shri Manvendra Pratap Singh	AIDC	M.D
45	Shri Ramanuj Hazarika	Home & Political Department	Dy. Secretariat
46	Shri Sanatan Haloi	Tea Tribes & Adivasi Welfare	Joint Director
47	Shri Dipankar Talukdar	UIDAI	Asst. Manager
48	Smt Ananya Pathak	UIDAI	Asst. Manager
49	Shri Mustafa Ali Ahmed	Forest Dept., Govt. of Assam	DCF
50	Shri Fazhul Kabri Borah	ARIAS	FIS
51	Smt. Sangita Saikia	Samagra Shiksha	Officer on Special Duty
52	Shri Jitumani Saharia	NIC	
(C) Banks, Insurance & MFIN:			
Sl. No.	NAME	ORGANISATION	DESIGNATION
1	Shri Ashok Sahoo	SBI	DGM REHBU
2	Shri Samir K Jha	SBI	DGM SME
3	Shri Kamlesh Kr. Singh	SBI	DGM ABU
4	Shri Praveen Awasthi	SBI	DGM FI
5	Shri Ajeet Kumar Chowdhury	Bank of Maharashtra	AGM
6	Shri Saveen Dahal	Bank of Maharashtra	Manager
7	Shri A. Pathak	Bank of Baroda	Dy RM
8	Shri Anjan Kr Banikya	Bank of Baroda	PS in charge
9	Shri Vinaya Singh	Bank of India	ZM
10	Shri N. Srinivasa Rao	Canara Bank	DGM
11	Shri Krishna Kumar	Central Bank of India	DZM
12	Smt Christina Mili	Central Bank of India	Senior Manager
13	Shri C. Goswami	Indian Bank	ZM/AGM
14	Shri Binod Kumar	Indian Overseas Bank	CRM
15	Shri Rajesh Kr. Pramanic	PNB	DGM
16	Shri Nalin Lochan Deo	Punjab & Sind Bank	Chief Manager
17	Shri Santanu Ch. Das	Punjab & Sind Bank	Manager
18	Shri Khrielie Pienyu	UCO	AGM
19	Shri Santosh Sarma	UCO Bank	Chief Manager
20	Shri Prabhat Kumar	Union Bank of India	Regional Head/DGM
21	Shri Rakesh Das	Axis Bank	AVP
22	Shri Devdeep Bharadwaj	Bandhan Bank	RH
23	Shri Utpal Talukdar	Bandhan Bank	TM

24	Shri Partha Bhattacharya	Federal Bank	State Business Head (GIB)
25	Shri PremjitKonwar	HDFC Bank	Senior Vice President
26	Shri Dipankar Talukdar	HDFC Bank	Vice President
27	Shri Partha Das	ICICI Bank	Regional Head
28	Shri Dipan Dutta	ICICI Bank	Chief Manager
29	Shri Bhusan Chandra Das	IDBI Bank	AGM
30	Shri Iftikhar Hussain	Indusind Bank	AVP
31	Shri Samujjwal Laskar	Karnataka Bank	Branch Manager
32	Shri Prakash Upadhaya	IDFC First Bank	Branch Manager
33	Shri Himangshu Baruah	Kotak Mahindra Bank	AVP
34	Shri Debashish Hazarika	AU Small Finance Bank	Branch Manager
35	Shri S. Gogoi	South Indian Bank	Manager
36	Smt. Jonali Deka	Yes Bank	AVP
37	Shri Gopal Sharma	ESAF SF Bank	Manager
38	Shri Krishnendu Majumdar	Jana Small Finance Bank	Regional Head
39	Smt. Rupali Kalita	NESFB	MD & CEO
40	Shri Anjanjyoti Das	NESFB	Zonal Head
41	Shri B. Deb Roy	NESFB	Head MSME
42	Shri Indrajit Baishya	Ujjivan SFB	State Head
43	Shri Kamlesh Paul	Utkarsh Small Finance Bank	Branch Head
44	Shri Dhanjit Mahanta	Airtel Payment Bank	Assistant Manager
45	Shri Ansarul Hoque	IPPB	Manager
46	Shri Debashish Gangopadhyay	AGVB	Chairman
47	Shri Prasanta Sarmah	Apex Bank	GM
48	Shri AatreyeeBorthakur	Apex Bank	Manager

(D) SLBC Convenor:

SI. No.	NAME	ORGANISATION	DESIGNATION
1	Smt. Suranjana Dutta	SBI	GM(NW-I)
2	Shri Hemant Gadde	SBI	DGM(SLBC)
3	Shri Joy Chandra Chakma	SBI	AGM(SLBC)
4	Shri Amarjit Behara	SBI	AGM(SLBC)
5	Shri Rajat Kanta Das	SBI	CM(SLBC)
6	Shri Pranab Sen	SBI	CM, RSETI

7	Shri Sanjib Swargiary	SBI	Dy. Manager(SLBC)
8	Ms Binita Kumari	SBI	Dy. Manager(SLBC)
9	Smt. Sujata Bhattacharjee	SBI	Dy. Manager(SLBC)
10	Shri Himangshu Kalita	SBI	Associate(SLBC)

